



**emami\*** Infrastructure Limited


Annual Report 2017-18

**emami**  
**TEJOMAYA**  
RAYS OF BRILLIANCE

**emami**  
**Nature**  
Life unlimited

**emami\***  
**CITY**  
Beautiful Moments. Perfect Life.

**emami\***  
**aerocity**



Our founders: Shri R S Agarwal and Shri R S Goenka





## Contents

Corporate information	03
Directors' Report	04
Management Discussion and Analysis Report	30
Report on Corporate Governance	33
Standalone Financial Statements	46
Consolidated Financial Statements	93

# Corporate Information

## **BOARD OF DIRECTORS** *as on 31.03.2018*

Mr. Abhijit Datta, *Chairman*  
Mr. Hari Mohan Marda  
Mr. Ram Gobind Ganeriwala  
Mr. Debasish Bhaumik  
Mrs. Karabi Sengupta  
Mr. Basant Kumar Parakh  
Mr. Rajesh Bansal, *Whole-time Director*  
Mr. Girja Kumar Choudhary, *Whole-time Director & CFO*

## **COMPANY SECRETARY**

Ms. Payel Jain

## **STATUTORY AUDITOR**

M/s S. K. Agrawal & Co.,  
Chartered Accountants

## **BANKERS**

ICICI Bank Limited  
RBL Bank Limited

## **REGISTERED OFFICE**

Acropolis, 13th Floor, 1858/1, Rajdanga Main Road,  
Kasba, Kolkata -700107  
Phone: +91 33 6625 1200  
E-mail: [infra@emamirealty.com](mailto:infra@emamirealty.com)  
Website: [www.emamirealty.com](http://www.emamirealty.com)  
CIN: L45400WB2008PLC121426

## **REGISTRAR AND SHARE TRANSFER AGENT**

Maheshwari Datamatics Pvt. Ltd.  
23, R. N. Mukherjee Road,  
5th Floor, Kolkata - 700 001  
Phone: +91 33 2243 5809 / 5029  
Fax : +91 33 2248 4787  
Email: [mdpldc@yahoo.com](mailto:mdpldc@yahoo.com)

# Directors' Report



*Dear shareholders,*

Your Directors have pleasure in presenting the 10th Annual Report together with the Audited Accounts of the Company for the year ended 31st March, 2018.

## SCHEME OF AMALGAMATION

The Scheme of Amalgamation ("Scheme") of Zandu Realty Limited ("ZRL"), being an Associate, with the Company was approved by the Hon'ble National Company Law Tribunal, Kolkata Bench, vide its Order dated 4th May, 2018. The certified copy of the said Order was filed with the office of Registrar of Companies on 11th May, 2018 and accordingly, the Scheme has become operative with effect from the Appointed Date i.e., 1st April, 2017. These financial statements have been prepared after giving effect to the Scheme, since the Appointed Date is 1st April, 2017.

Pursuant to the Scheme sanctioned by the Hon'ble Tribunal

- a) Your Company has accounted for amalgamation under the 'Pooling of Interest Method' in accordance with the

requirements of Appendix C of Ind AS 103 on Business Combinations.

- b) 2,86,329 equity shares of ₹100/- each held by the Company in ZRL stand cancelled;
- c) Your Company has, on 30th May, 2018, allotted 36,40,497 equity shares of the Company to the public shareholders of ZRL, in the ratio of 7 equity shares of ₹2/- each of the Company for every 1 equity share of ₹100/- each held by such shareholder in ZRL, on the record date, 25th May, 2018.
- d) The equity shares of your Company so allotted will be listed on all the stock exchanges where the equity shares of your Company are presently listed.

## FINANCIAL PERFORMANCE

The standalone performance of the Company for the year ended on 31st March, 2018 is stated below:

Particulars	2017-18 *	2016-17
Revenue from Operations	146.73	93.46
Other Income	11,883.18	11,794.35
<b>Total Revenue</b>	<b>12,029.91</b>	<b>11,887.81</b>
Total Expenses	11,753.43	10,050.54
Profit before Tax	276.48	1,837.27
Tax Expenses		
-Current Tax	197.67	340.70
-MAT Credit Entitlement	(115.25)	-
-Deferred Tax	(62.16)	32.05
-Income Tax paid/refund for Earlier Years	(122.63)	2.50
<b>Profit for the Year</b>	<b>378.85</b>	<b>1,462.02</b>
Profit Brought Forward	(272.11)	(1,728.41)
Less: Cancellation of investments	(5,726.58)	-
Add: Transferred on amalgamation	5,566.87	-
Other comprehensive income	6.38	(5.72)
<b>Net Surplus/(Deficit) in the Statement of Profit &amp; Loss</b>	<b>(46.59)</b>	<b>(272.11)</b>

\* In view of the amalgamation of Zandu Realty Limited with the Company with effect from 1st April 2017, the figures for the current year are not comparable with those of the previous year.

## FIRST TIME ADOPTION OF IND AS

The Ministry of Corporate Affairs vide its notification dated 16th February 2015, had notified the Indian Accounting Standards (Ind AS) applicable for certain classes of companies. Ind AS has replaced the existing Indian GAAP prescribed under Section 133 of the Companies Act, 2013 ('the Act') read with Rule 7 of the Companies (Accounts) Rules, 2014, as amended. Accordingly, the standalone

and consolidated financial statements for the year ended 31st March 2018 and 31st March 2017 including balance sheet as at the transition date of 1st April 2016 have been presented in accordance with Ind AS. The reconciliations and descriptions of the effect of the transition from previous GAAP to Ind AS have been set-out in the standalone and consolidated financial statements.

## SHARE CAPITAL

Pursuant to the Scheme of Amalgamation becoming effective, the Company's authorised share capital increased from ₹7,05,00,000/- to ₹27,05,00,000/- divided into 3,52,50,000 Equity Shares of ₹2/- each and 20,00,000 Equity Shares of ₹100/- each.

## DIVIDEND

Your Directors have not recommended any dividend for the financial year 2017-18.

## TRANSFER TO RESERVES

Your Directors have decided not to transfer any amount to the General Reserve for the year under review.

## OPERATIONS

During the year under review, your Company reported a total revenue of ₹12,029.91 Lakhs against ₹11,887.81 Lakhs reported in 2016-17, an EBITDA of ₹21,691.49 Lakhs against ₹17,983.88 Lakhs reported in the previous year. The Company reported a profit after tax of ₹378.85 Lakhs in 2017-18 against profit after tax of ₹1,462.02 Lakhs reported in the previous year.

The consolidated revenue of your Company during the year under review is ₹11,824.88 Lakhs compared to ₹11,051.72 Lakhs in the previous year, an EBITDA of ₹21,908.14 Lakhs against ₹17,729.89 Lakhs reported in the previous year. The Company reported a consolidated profit after tax of ₹361.33 Lakhs in 2017-18 against ₹1,343.23 Lakhs reported in the previous year.

Despite unfavourable market conditions, construction activities across all our ongoing projects were in full swing. In order to drive sales, we announced no GST for our Emami City Project at Kolkata.

## NON-CONVERTIBLE DEBENTURES

Your Company has allotted 1000 Rated Unlisted Redeemable Non-Convertible Debentures of ₹10,00,000/- each aggregating to ₹100,00,00,000/- and 1500 Rated Unlisted Redeemable Non-

Convertible Debentures of ₹10,00,000/- each aggregating to ₹150,00,00,000/- on private placement basis on 19th January, 2018 and 26th March, 2018 respectively.

## SHIFTING OF REGISTERED OFFICE

The Board of Directors, vide its resolutions passed on 12th September, 2017 and 13th December, 2017, have approved the shifting of registered office of the Company to Acropolis, 13th Floor, 1858/1, Rajdanga Main Road, Kasba, Kolkata – 700107, with effect from 1st February, 2018.

## AWARDS & ACCOLADES

You would be glad to learn that our Project 'Emami City' has been one of the winner in the category "Special Commendation for Creating High Quality Living Spaces" in EAST Zone by the CNBC-AWAAZ Real Estate Awards.

## CHANGE IN NATURE OF BUSINESS, IF ANY

During the year under review, there has been no change in the nature of business of the Company.

## MATERIAL CHANGES AND COMMITMENTS AFTER THE BALANCE SHEET DATE

There has been no material changes and commitments, affecting the financial position of the Company which have occurred between the end of the financial year of the Company to which the financial statements relate and the date of this Report.

## SUBSIDIARIES/ASSOCIATES/JOINT VENTURES

In compliance with Ind AS 110, your Company has prepared Consolidated Financial Statements, which forms part of this Annual Report. Further, pursuant to Section 129(3) of the Act, a statement containing the salient features of the financial statements of the subsidiaries & associates in the prescribed Form AOC-1 has also been provided as a part of this Annual Report. The Company does not have any joint venture.

The highlights of performance of subsidiaries & associate companies and their contribution to the overall performance of the Company during the year under review, is tabulated below:

(₹ in Lakhs)				
Particulars	Turnover	Profit / (Loss) After Tax	Profit / (Loss) considered in consolidation	Networth attributable to the Company as on 31.03.2018
<b>Subsidiaries</b>				
Sneha Ashiana Pvt. Ltd.	-	(0.38)	(0.38)	(22.97)
Delta PV Pvt. Ltd.	-	(0.13)	(0.13)	9.58
New Age Realty Pvt. Ltd.	-	(0.21)	(0.21)	(697.54)
<b>Associates</b>				
Roseview Developers Pvt. Ltd.	-	(0.16)	(0.08)	(3.01)
Prajay Urban Pvt. Ltd.	-	(0.45)	(0.22)	(1.45)
Bengal Emami Housing Limited	11.30	2.93	0.88	2.98
Swanhousing & Infra Pvt. Ltd.	140.66	1.16	0.39	70.77

As per the provisions of Section 136 of the Act, the audited Financial Statements of the Company along with separate audited financial statements of the subsidiaries are being placed on the Company's website [www.emamirealty.com](http://www.emamirealty.com) and a copy of such separate audited financial statements of the subsidiaries will be provided to the shareholders on request.

A Policy has been formulated for determining the Material Subsidiaries of the Company in compliance with the SEBI (Listing Obligations and Disclosure Requirements) Regulations, 2015 ("Listing Regulations"). The said Policy has been posted on the Company's website at the weblink <https://www.emamirealty.com/investor-relation/emami-infrastructure-ltd>

## PARTICULARS OF LOANS, GUARANTEES OR INVESTMENTS

The provisions of Section 186 of the Act, in relation to loans or guarantee/ security are not applicable to the Company, being an infrastructure company as defined under Schedule VI to the Act. No investment was made by the Company during the year under review, except for those transferred on amalgamation of ZRL. The particulars of loans given by the Company have been disclosed in the Notes to the Audited Financial Statements.

## PARTICULARS OF MATERIAL CONTRACTS OR ARRANGEMENTS WITH RELATED PARTIES

The particulars of material contracts or arrangements entered into by the Company with Related Parties referred to in Section 188(1) of the Act in Form AOC-2 prescribed under the Companies (Accounts) Rules, 2014 are appended as "Annexure – 1" hereto and forms part of this Report.

A policy on 'Materiality of and Dealing with Related Party Transactions' has been devised by the Board of Directors and the same may be referred to, at the Company's website at the weblink: <https://www.emamirealty.com/investor-relation/emami-infrastructure-ltd>

## PUBLIC DEPOSITS

The Company has not invited or accepted deposits from the public covered under Section 73 of the Act and The Companies (Acceptance of Deposits) Rules, 2014, as amended.

## AUDITORS & AUDITORS' REPORT

At the Annual General Meeting held on 5th September 2014, M/s S. K. Agrawal & Co., Chartered Accountants (Firm Registration No. 306033E) were appointed as the Statutory Auditors of the Company to hold office till the conclusion of the 11th Annual General Meeting, subject to ratification by the members annually. In view of the amendment made to Section 139 of the Act vide the Companies (Amendment) Act, 2017 which is effective from 7th May, 2018, annual ratification of appointment of statutory auditors is no more necessary.

Accordingly, M/s. S. K. Agrawal & Co., Chartered Accountants, shall continue to be the Statutory Auditors of the Company till

the conclusion of AGM to be held in the year 2019 and their appointment shall not be subject to ratification by the members on an annual basis.

The Auditors' Report to the shareholders for the year under review does not contain any qualification.

## SECRETARIAL AUDIT

Pursuant to the provisions of Section 204 of the Act and the Companies (Appointment and Remuneration of Managerial Personnel) Rules, 2014, the Board has appointed M/s MKB & Associates, Practising Company Secretaries as Secretarial Auditor of the Company. The Secretarial Audit Report for the financial year ended 31st March, 2018 is annexed herewith as "Annexure - 2". The said Report does not contain any qualification.

## DIRECTORS AND KEY MANAGERIAL PERSONNEL

### I. INDEPENDENT DIRECTORS:

#### (a) Statement on declaration given by Independent Directors under sub-section (7) of Section 149:

The Company has received declarations from all the Independent Directors of the Company confirming that they meet the criteria of independence as laid down under Section 149(6) of the Act and Regulation 16(1)(b) of the Listing Regulations.

#### (b) Familiarization Programme undertaken for Independent Directors:

The Independent Directors are familiarised with the Company, about their roles, rights, responsibilities in the Company, nature of the industry in which the Company operates, business model of the Company, etc. On appointment, the Independent Director is issued a Letter of Appointment setting out in detail, the terms of appointment, duties, responsibilities and expected time commitments. Each newly appointed Independent Director is taken through a formal induction program on the Company's operations, marketing, finance and other important aspects. The Company Secretary briefs the Director about their legal and regulatory responsibilities as a Director. The familiarization program is available on the Company's website under the weblink: <https://www.emamirealty.com/investor-relation/emami-infrastructure-ltd>

### II. NON- INDEPENDENT DIRECTORS:

#### Retirement by Rotation

As per the provisions of Section 152(6)(c) of the Act, Mr. Basant Kumar Parakh (DIN: 00103176) retires by rotation, and being eligible, offers himself for re-appointment. In view of his considerable experience and contribution to the Company, your Directors recommend his re-appointment.

#### Resignation of Whole-time Directors

Mr. Sanjay Choudhary (DIN:00669470) resigned from the office of Whole-time Director of the Company with effect from close

of business hours on 9th August, 2017 due to ill health and Dr. Kalyanasundaram Ramamurthy, resigned from the office of Whole-time Director of the Company with effect from 30th March, 2018 due to his critical illness.

Your Board places on record its appreciation for the services rendered by Mr. Choudhary and Dr. Ramamurthy during their tenure as Whole-time Directors of the Company.

## MEETINGS OF BOARD OF DIRECTORS

During the financial year ended 31st March, 2018, six Board Meetings were held, details of which are given in the Corporate Governance Report. The intervening gap between the Meetings was within the period prescribed under the Act.

## MEETING OF INDEPENDENT DIRECTORS

During the year under review, a meeting of Independent Directors was held on 14th February, 2018 wherein the performance of the non-independent directors and the Board as a whole was reviewed. The Independent Directors at their meeting also assessed the quality, quantity and timeliness of flow of information between the Company management and the Board of Directors of the Company.

## PARTICULARS OF EMPLOYEES

Disclosures pertaining to remuneration and other details as required under Section 197(12) of the Act read with Rule 5(1) of the Companies (Appointment and Remuneration of Managerial Personnel) Rules, 2014 are attached as "Annexure 3".

In terms of the provisions of Section 197(12) of the Act read with Rules 5(2) and 5(3) of the Companies (Appointment and Remuneration of Managerial Personnel) Rules, 2014, a statement showing the names and other particulars of the employees drawing remuneration in excess of the limits set out in the said rules is provided in the Annual Report, which forms part of this Report.

Having regard to the provisions of the first proviso to Section 136(1) of the Act and as advised, the Annual Report (excluding the aforesaid information) is being sent to the members of the Company. The said information is available for inspection at the registered office of the Company during working hours and any member interested in obtaining such information may write to the Company Secretary and the same will be furnished on request.

## CORPORATE SOCIAL RESPONSIBILITY

As per Section 135 of the Act, all companies having net worth of ₹500 Crores or more, or turnover of ₹1,000 Crores or more, or a net profit of ₹5 Crores or more during any of the three preceding financial years are required to constitute a Corporate Social Responsibility ("CSR") Committee of the Board comprising of three or more directors, at least one of whom shall be an Independent Director and such company shall spend at least 2% of the average net profit of the company's three immediately preceding financial years in pursuance of its CSR Policy. Since the net profits of the Company for the year ended 31st March, 2017 is meeting the

above threshold, in compliance with above, your Company has constituted a CSR Committee comprising Mrs. Karabi Sengupta as the Chairperson and Mr. Debasish Bhaumik and Mr. Girja Kumar Choudhary as members of the Committee.

The Annual Report on CSR as required under the Companies (Corporate Social Responsibility Policy) Rules, 2014 is enclosed as "Annexure - 4" to this Report.

## DIRECTORS' RESPONSIBILITY STATEMENT

Pursuant to the requirement of Section 134(3)(c) and 134(5) of the Act, with respect to Directors' Responsibility Statement, the Directors hereby confirm that:-

- (i) in the preparation of the annual accounts for the year ended 31st March, 2018, the applicable accounting standards, have been followed and there are no material departures from the same;
- (ii) the Directors have selected such accounting policies and applied them consistently and made judgments and estimates that are reasonable and prudent so as to give a true and fair view of the state of affairs of the Company as at the end of the financial year and of the profit of the Company for that period;
- (iii) the Directors have taken proper and sufficient care for the maintenance of adequate accounting records in accordance with the provisions of this Act for safeguarding the assets of the Company and for preventing and detecting fraud and other irregularities; and
- (iv) the Directors have prepared the annual accounts of the Company on a 'going concern' basis.
- (v) the Directors have laid down internal financial controls to be followed by the Company and that such internal financial controls are adequate and were operating effectively.
- (vi) the Directors have devised proper systems to ensure compliance with the provisions of all applicable laws and that such systems were adequate and operating effectively.

## CORPORATE GOVERNANCE AND MANAGEMENT DISCUSSION AND ANALYSIS

A Report on Corporate Governance and Management Discussion and Analysis for the financial year ended 31st March, 2018 is presented in separate sections forming part of the Annual Report.

## CFO CERTIFICATION

As required by Regulation 17(8) of the Listing Regulations, the CFO certification has been submitted to the Board and a copy thereof is contained elsewhere in this Annual Report.

## INTERNAL CONTROL SYSTEMS AND THEIR ADEQUACY

The Company has an Internal Control System, commensurate with its size, requirement and the nature of operations. The



Company's system of internal control has been designed to provide a reasonable assurance with regard to maintenance of proper accounting controls, monitoring of operations, protecting assets from unauthorized use or losses, compliance with regulations and for ensuring reliability of financial reporting.

### **INTERNAL FINANCIAL CONTROL**

The Company has in place adequate financial controls commensurate with the size, scale and complexity of its operations. The Company has policies and procedures in place to properly and efficiently conduct its business, safeguard its assets, detect fraud and errors, maintain accuracy and completeness of accounting records and prepare financial records in a timely and reliable manner.

### **PERFORMANCE EVALUATION**

Pursuant to the provisions of the Act and the Listing Regulations read with Guidance Note issued by SEBI, the Nomination and Remuneration Committee evaluated the performance of all Directors on criteria such as qualification, level of governance in meetings, preparedness for the meeting, experience, knowledge and competence, fulfillment of functions, ability to function as a team, initiative, availability and attendance, integrity, adherence to the code of conduct, etc. Independent Directors were additionally evaluated on criteria like independence of views and judgement and the Chairman of the Board was additionally evaluated on criteria like effectiveness of leadership and ability to steer the meeting, impartiality, commitment and ability to keep shareholders' interest in mind. The Independent Directors of the Company in their separate meeting, reviewed the performance of Non- Independent Directors, the Board as a whole and of the Chairperson of the Company.

The Board, after taking into consideration the evaluation exercise carried out by the Nomination and Remuneration Committee and by the Independent Directors, carried out an evaluation of its own performance and that of its Committees. The individual performance of all Directors (including the Independent Directors) was also carried out by the entire Board (excluding the director being evaluated).

The Directors expressed their satisfaction over the evaluation process and results thereof.

### **AUDIT COMMITTEE**

The composition and terms of reference of the Audit Committee has been furnished in the Corporate Governance Report forming a part of this Annual Report. There has been no instance where the Board has not accepted the recommendations of the Audit Committee.

### **NOMINATION AND REMUNERATION COMMITTEE**

The composition and terms of reference of the Nomination and Remuneration Committee has been furnished in the Corporate Governance Report forming a part of this Annual Report.

### **STAKEHOLDERS' RELATIONSHIP COMMITTEE**

The composition and terms of reference of the Stakeholders Relationship Committee has been furnished in the Corporate Governance Report forming a part of this Annual Report.

### **REMUNERATION POLICY**

The Policy of the Company on appointment and remuneration of Directors, Key Managerial Personnel and Senior Management Personnel including criteria for determining qualifications, positive attributes, independence of a Director and other matters provided under Section 178(3) of the Act, is appended as "Annexure - 5" to this Report.

### **WHISTLE BLOWER POLICY/VIGIL MECHANISM**

The Company has formed a Whistle Blower Policy/Vigil Mechanism as required under Section 177 of the Act and Regulation 22 of the Listing Regulations. A Vigil (Whistle Blower) mechanism provides a channel to the employees and Directors to report to the management concerns about unethical behavior, actual or suspected fraud or violation of the Codes of Conduct or policy. The mechanism provides for adequate safeguards against victimization of employees and Directors to avail of the mechanism and also provide for direct access to the Chairman of the Audit Committee in exceptional cases. The said policy may be referred to, at the Company's website at the weblink: <https://www.emamirealty.com/investor-relation/emami-infrastructure-ltd>.

### **RISK MANAGEMENT POLICY**

The Company has a defined Risk Management framework to identify, assess, monitor and mitigate various risks to key business objectives. Major risks identified by the businesses and functions are systematically addressed through mitigating actions on a continuing basis.

The Risk Management Policy provides for identification of risk, its assessment and procedures to minimize risk. The policy is periodically reviewed to ensure that the executive management controls the risk as per decided policy.

### **PREVENTION OF SEXUAL HARASSMENT AT WORKPLACE**

Your Company is committed to provide a work environment which ensures that every woman employee is treated with dignity, respect and equality. There is zero-tolerance towards sexual harassment and any act of sexual harassment invites serious disciplinary action.

The Company has established a policy against Sexual Harassment for its employees. The policy allows every employee to freely report any such act and prompt action will be taken thereon. The Policy lays down severe punishment for any such act. Further, your Directors state that during the year under review, there was no case of sexual harassment reported to the Company pursuant to the Sexual Harassment of Women at Workplace (Prevention, Prohibition and Redressal) Act, 2013.

## EXTRACT OF THE ANNUAL RETURN

Extract of the Annual Return as on 31st March, 2018 in Form MGT-9 is annexed hereto as "Annexure - 6" and forms a part of this report.

## SIGNIFICANT AND MATERIAL ORDERS PASSED BY THE REGULATORS / COURTS / TRIBUNALS

There are no significant material orders passed by the Regulators / Courts/Tribunals which would impact the going concern status of the Company and its future operations.

## PARTICULARS OF CONSERVATION OF ENERGY, TECHNOLOGY ABSORPTION AND FOREIGN EXCHANGE EARNING & OUTGO AS PER SECTION 134 (3)(m) OF THE ACT

- A. The operations of the Company are not energy intensive as the Company is not engaged in any manufacturing activity and hence reporting under this Section does not arise.
- B. No technology has been developed and / or imported by way of foreign collaboration.
- C. Foreign exchange inflow is NIL and outflow is ₹56.42 Lakhs

during the year under review (P.Y.: Inflows: Nil; Outflows: ₹33.86 Lakhs).

## TRANSFER TO INVESTOR EDUCATION AND PROTECTION FUND

The balance lying in Unclaimed Fractional Share Sale Proceeds Account amounting to ₹24,618/- as on 31st March, 2017, was transferred to the Investors Education and Protection Fund on 18th October, 2017. There is no amount lying unpaid/ unclaimed with the Company.

## APPRECIATION

Your Directors wish to extend their thanks and appreciation for the valuable and continued support received from the Shareholders, Company's Bankers, Central and State Government Authorities, Stock Exchange(s), Depositories and all other Business Associates for the growth of the organization.

Your Directors also wish to place on record their deep appreciation to all the employees for their commitment and continued contribution to the Company.

For and on behalf of the Board of Directors

Kolkata  
May 30, 2018

Abhijit Datta  
Chairman

## ANNEXURES TO THE DIRECTORS' REPORT

### Annexure 1

### Form No. AOC-2

(Pursuant to clause (h) of sub-section (3) of section 134 of the Act and Rule 8(2) of the Companies (Accounts) Rules, 2014)

This Form pertains to the disclosure of particulars of contracts/arrangements entered into by the Company with related parties referred to in sub-section (1) of section 188 of the Companies Act, 2013 including certain arms' length transactions under fourth proviso thereto

#### Details of contracts or arrangements or transactions not at arm's length basis:

There were no contracts or arrangements or transactions referred to in sub-section (1) of Section 188 entered into during the year ended 31st March 2018, which were not at arm's length basis.

#### Details of material contracts or arrangement or transactions at arm's length basis

Name(s) of the related party and nature of relationship	Nature of contracts/ arrangements/ transactions	Duration of the contracts / arrangements/ transactions	Salient terms of the contracts or arrangements or transactions including the value, if any:	Date(s) of approval by the Board, if any:	Amount paid as advances, if any:
Raj Infraproperties Private Limited (RIPL), being a Company in which Company's one of the KMPs has significant influence	Provided security of its Land at Jhansi, Uttar Pradesh in favour of HDFC Limited	3 years	Securing repayment of Term Loan availed by the Company, of ₹200 Crores	01/07/2017	NIL
	Provided security of its Land at Jhansi, Uttar Pradesh in favour of Axis Finance Limited	2 years	Securing repayment of Term Loan availed by the Company, of ₹30 Crores	12/09/2017	NIL

For and on behalf of the Board of Directors

Kolkata  
May 30, 2018

Abhijit Datta  
Chairman

### Annexure 2

### Form No. MR-3 Secretarial Audit Report

For the financial year ended 31st March, 2018

(Pursuant to section 204(1) of the Companies Act, 2013 and rule No.9 of the Companies (Appointment and Remuneration of Managerial Personnel) Rules, 2014)

To  
The Members,  
EMAMI INFRASTRUCTURE LIMITED

We have conducted the secretarial audit of the compliance of applicable statutory provisions and the adherence to good corporate practices by **EMAMI INFRASTRUCTURE LIMITED** (hereinafter called "the Company"). Secretarial Audit was conducted in a manner that provided us a reasonable basis for evaluating the corporate conducts/statutory compliances and expressing our opinion thereon.

The Company's Management is responsible for preparation and maintenance of secretarial and other records and for devising proper

systems to ensure compliance with the provisions of applicable laws and Regulations.

Based on our verification of the books, papers, minute books, forms and returns filed and other records maintained by the Company and also the information provided by the Company, its officers, agents and authorized representatives during the conduct of secretarial audit, we hereby report that in our opinion, the Company has, during the audit period covering the financial year ended on 31st March, 2018 generally complied with the statutory provisions listed

hereunder and also that the Company has proper Board-processes and compliance mechanism in place to the extent, in the manner and subject to the reporting made hereinafter:

We have examined the books, papers, minute books, forms and returns filed and other records maintained by the Company for the financial year ended on 31st March, 2018, to the extent applicable, according to the provisions of:

- i) The Companies Act, 2013 (the Act) and the rules made thereunder;
- ii) The Securities Contracts (Regulation) Act, 1956 and Rules made thereunder;
- iii) The Depositories Act, 1996 and Regulations and Bye-laws framed thereunder;
- iv) Foreign Exchange Management Act, 1999 and the Rules and Regulations made thereunder to the extent of Foreign Direct Investment, Overseas Direct Investment and External Commercial Borrowings;
- v) The Regulations and Guidelines prescribed under the Securities & Exchange Board of India Act, 1992 ("SEBI Act") or by SEBI, to the extent applicable:
  - a) The Securities & Exchange Board of India (Substantial Acquisition of Shares and Takeover) Regulations, 2011
  - b) The Securities & Exchange Board of India (Prohibition of Insider Trading) Regulations, 2015
  - c) The Securities & Exchange Board of India (Issue of Capital and Disclosure Requirements) Regulations, 2009
  - d) The Securities and Exchange Board of India (Share Based Employee Benefits) Regulations, 2014 – Not Applicable
  - e) The Securities & Exchange Board of India (Issue and listing of Debt securities) Regulations, 2008 - Not Applicable
  - f) The Securities & Exchange Board of India (Registrars to an Issue and Share Transfer Agents) Regulations, 1993
  - g) The Securities & Exchange Board of India (Delisting of Equity Shares) Regulations, 2009 - Not Applicable
  - h) The Securities & Exchange Board of India (Buyback of Securities) Regulations, 1998 - Not Applicable
- vi) Other than fiscal and labour laws which are generally applicable to all companies, I further report that, as informed, there are adequate systems and processes in the Company commensurate with the size and operations of the Company to monitor and ensure compliance with applicable laws, rules, regulations and guidelines, and specifically, with reference to:
  - a) The Transfer of Property Act, 1882
  - b) The Land Acquisition Act, 1894
  - c) Environmental (Protection) Act, 1894
  - d) Building and Other Construction Workers (Regulation of Employment and Condition of Services) Act, 1996

- e) The Building and Other Construction Workers (Regulation of Employment and Conditions of Service) Central Rules, 1998
- f) The Building and other Construction Workers' Welfare Cess Rules, 1998
- g) Delhi Building and Other Construction Workers (Regulation of Employment and Conditions of Service) Rules, 2002
- h) West Bengal Building and Other Construction Workers Rules, 2004
- i) West Bengal Building (Regulation of Promotion of Construction and Transfer by Promoters) Act, 1955
- j) West Bengal Land Reforms Act, 1955
- k) West Bengal Apartment Ownership Act, 1972
- l) Urban Land (Ceiling and Regulation) Act, 1976
- m) Clearance for Developers under West Bengal Trees (Protection and Conservation in Non-Forest Areas) Act, 2006
- n) NOC for Height Clearance from Airports Authority of India
- o) Height Clearance Certificate from BSNL
- p) Development Control Regulations for Greater Mumbai, 1991
- q) Maharashtra Ownership Flats (Regulation of the Promotion of Construction, Sale, Management and Transfer) Act, 1963.

We have also examined compliance with the applicable clauses of the following:

- a) Secretarial Standards issued by The Institute of Company Secretaries of India.
- b) The provisions of the Securities and Exchange Board of India (Listing Obligations and Disclosure Requirements) Regulations, 2015.

During the period under review, the Company has generally complied with the provisions of the Act, Rules, Regulations, Guidelines, Standards, etc. mentioned above.

We further report that

- a) The Board of Directors of the Company is duly constituted with proper balance of Executive Directors, Non-Executive Directors and Independent Directors. The changes in the composition of the Board of Directors that took place during the period under review were carried out in compliance with the provisions of the Act.
- b) Adequate notice is given to all directors to schedule the Board Meetings, agenda and detailed notes on agenda were sent at least seven days in advance, and a system exists for seeking and obtaining further information and clarifications on the agenda items before the meeting and for meaningful participation at the meeting.



c) None of the directors in any meeting dissented on any resolution and hence there was no instance of recording any dissenting member's view in the minutes.

We further report that there are adequate systems and processes in the Company commensurate with the size and operations of the Company to monitor and ensure compliance with applicable laws, rules, regulations and guidelines.

We further report that during the audit period the Company has passed the following ordinary/special resolutions:

a) under section 181 of the Act, to contribute and / or donate from time to time, to bonafide charitable and other fund/activities in any financial year, any amount the aggregate of which shall not exceed five percent of its average net profit for the three immediately preceding financial years or ₹5 crore, whichever is higher.

b) under section 180(1)(c) of the Act, to approve borrowing power to Board of Directors (apart from temporary loans obtained from the Company's bankers in the ordinary course of business) not exceeding ₹5000 Crores outstanding at any time over and above the aggregate of paid up capital and its free reserves.

c) under section 42, 71 of the Act, to approve issue/offer/invite for subscription of Non-Convertible Debentures (NCD) which shall not exceed the overall borrowing limits of the Company on private placement basis.

We further report that as on the date of the report the scheme relating to merger of Zandu Realty Limited with the Company has become effective.

This Report is to be read with our Letter of even date annexed as **Annexure – 1** which forms part of this Report.

For MKB & Associates  
Company Secretaries

Manoj Kumar Banthia  
Partner  
ACS No. 11470  
COP No. 7596  
FRN: P2010WB042700

Date: May 30, 2018  
Place: Kolkata

## Annexure – 1

### To The Members, EMAMI INFRASTRUCTURE LIMITED

Our report of even date is to be read along with this letter.

1. It is management's responsibility to identify the Laws, Rules, Regulations, Guidelines and Directions which are applicable to the Company depending upon the industry in which it operates and to comply and maintain those records with same in letter and in spirit. Our responsibility is to express an opinion on those records based on our audit.
2. We have followed the audit practices and process as were appropriate to obtain reasonable assurance about the correctness of the contents of the secretarial records. The verification was done on test basis to ensure that correct facts are reflected in secretarial records. We believe that the process

and practices, we followed provide a reasonable basis for our opinion.

3. We have not verified the correctness and appropriateness of financial records and Books of Accounts of the Company.
4. Wherever required, we have obtained the Management's Representation about the compliance of Laws, Rules, Regulations, Guidelines and Directions and happening events, etc.
5. The Secretarial Audit Report is neither an assurance as to the future viability of the Company nor of the efficacy or effectiveness with which the management has conducted the affairs of the Company.

For MKB & Associates  
Company Secretaries

Manoj Kumar Banthia  
Partner  
ACS No. 11470  
COP No. 7596  
FRN: P2010WB042700

Date: May 30, 2018  
Place: Kolkata

## Information pursuant to Section 197(12) of the Companies Act, 2013 Read with Rule 5(1) of the Companies (Appointment and Remuneration of Managerial Personnel) Rules, 2014

- i) Ratio of remuneration of each Director as on 31st March, 2018, to the median remuneration of the employees of the Company for the Financial Year 2017-18:

Sl. No.	Name of Director	Designation	Ratio
1.	Mr. Girja Kumar Choudhary	Whole-time Director & CFO	21.32
2.	Mr. Rajesh Bansal	Whole-time Director	2.94

- ii) Percentage increase in remuneration of each director, Chief Financial Officer, Chief Executive Officer, Company Secretary or Manager, if any, in the Financial Year 2017-18:

Sl. No.	Name of the Director/KMP	Designation	% increase in Remuneration in the FY 2017-18
1.	Mr. Girja Kumar Choudhary	Whole-time Director & CFO	10
2.	Mr. Rajesh Bansal	Whole-time Director	17
3.	Ms. Payel Jain	Company Secretary	10

- iii) Percentage increase/(decrease) in the median remuneration of employees in the Financial Year 2017-18: (17); The decrease in the median remuneration of employees in the Financial Year 2017-18 is mainly due to increase in number of employees from 79 to 86.
- iv) Number of permanent employees on the rolls of the Company as on 31st March, 2018: 86
- v) a) Average percentile increase already made in the salaries of employees other than the managerial personnel in the last financial year is 10% whereas the average percentile increase in managerial remuneration is 12.29%
- b) Justification thereof and point out if there are any exceptional circumstances for increase in the managerial remuneration: Increase in remuneration granted is based, inter alia, on an overall appraisal of talent brought to the table and Company's business interests.
- c) It is hereby affirmed that the remuneration paid is as per the Remuneration Policy for Directors, Key Managerial Personnel and other Employees.

## Annual Report on CSR Activities

1. A brief outline of the Company's CSR policy, including overview of projects or programmes proposed to be undertaken and a reference to the web-link to the CSR policy and projects or programmes:

The Company's CSR Policy encompasses the Company's philosophy for delivering its responsibility as a corporate citizen and lays down the guidelines and mechanism for undertaking socially useful programmes for welfare & sustainable development of the community at large. The CSR Policy has been prepared keeping in mind the Company's business ethics and to comply with the requirements of Companies Act, 2013 read with the Companies (Corporate Social Responsibility Policy) Rules, 2014. The Company's CSR Policy includes promotion and development of art and culture, promoting health-care and sanitation, promotion education. The project being undertaken by the Company is in accordance with the CSR Policy of the Company.

The CSR Policy of the Company is available on the Company's website at the web link <https://www.emamirealty.com/investor-relation/emami-infrastructure-ltd>

2. As on 31st March, 2018, our CSR Committee comprises of Mrs. Karabi Sengupta as the Chairman and Mr. Debasish Bhaumik and Mr. Girja Kumar Choudhary as other members.
3. Average Net Profits of the Company for the last 3 preceding financial year: ₹353.36 Lakhs.
4. Prescribed CSR Expenditure (2% of the amount as in item 3 above) : ₹7.07 Lakhs
5. Details of CSR spent during the financial year:
  - (a) Total amount to be spent for the financial year: ₹7.07 Lakhs
  - (b) Amount unspent, if any: Not Applicable
  - (c) Manner in which the amount spent during the financial year is detailed below:

(₹ in Lakhs)

1	2	3	4	5	6	7	8
Sr. No	CSR project or activity identified	Sector in which the Project is covered	Projects or Programmes (1) Local area or other (2) Specify the State and district where projects or programmes was undertaken	Amount outlay (budget) project or programmes wise	Amount spent on the projects or programmes* Sub-heads: (1) Direct expenditure on projects or programmes. (2)Overheads:	Cumulative expenditure upto the reporting period	Amount spent: Direct or through implementing agency (IA)
1	To meet part of the construction cost of an Art Gallery	Promotion and Development of art	Kolkata, West Bengal	500.00	295.00	295.00	IA- Anamika Kala Sangam Trust

\*All expenditures are Direct Expenditures and no Overheads

6. Reasons for failing to spend the two percent of the average net profit of the last three financial years or any part thereof: Not Applicable
7. The CSR Committee confirms that the implementation and monitoring of CSR Policy, is in compliance with CSR objectives and Policy of the Company.

Kolkata  
May 30, 2018

**Karabi Sengupta**  
Chairman, CSR Committee

**Girja Kumar Choudhary**  
Whole-time Director & CFO

# Remuneration Policy for Directors, Key Managerial Personnel and Other Employees

## 1. Preamble

1.1 The remuneration policy provides a framework for remuneration paid to the members of the Board of Directors ("Board"), Key Managerial Personnel ("KMP") and the Senior Management Personnel ("SMP") of the Company (collectively referred to as "Executives"). The expression "senior management" means personnel of the company who are members of its core management team excluding Board of Directors comprising all members of management one level below the executive directors, including the functional heads.

## 2. Aims & Objectives

- 2.1 The Company has formulated the remuneration policy for its directors, key managerial personnel and other employees keeping in view the following objectives:
- 2.1.1 Ensuring that the level and composition of remuneration is reasonable and sufficient to attract, retain and motivate, to run the Company successfully.
  - 2.1.2 Ensuring that relationship of remuneration to performance is clear and meets the performance benchmarks.
  - 2.1.3 Ensuring that remuneration involves a balance between fixed and incentive pay (if required) reflecting short and long term performance objectives appropriate to the working of the Company and its goals.

## 3. Nomination and Remuneration Committee

- 3.1 Members of the Committee shall be appointed by the Board and shall comprise of three or more non-executive directors out of which not less than one-half shall be independent directors.
- 3.2 The Committee shall be responsible for
  - 3.2.1 Formulation of the criteria for determining qualifications, positive attributes and independence of a director and recommend to the board of directors a policy relating to, the remuneration of the directors, key managerial personnel and other employees;
  - 3.2.2 Formulation of criteria for evaluation of performance of independent directors and the board of directors;
  - 3.2.3 Devising a policy on diversity of board of directors;
  - 3.2.4 Identifying persons who are qualified to become directors and who may be appointed in senior management in accordance with the criteria laid down, and recommend to the board of directors their appointment and removal.
  - 3.2.5 Whether to extend or continue the term of

appointment of the independent director, on the basis of the report of performance evaluation of independent directors.

- 3.2.6 To carry out any other function as is mandated by the Board from time to time and / or enforced by any statutory notification or modification as may be applicable

## 4. Policy for Remuneration

### 4.1 Remuneration to Executive Directors & KMP:

- 4.1.1 The Company has a credible and transparent framework in determining the remuneration of the Managing Director / Whole Time Directors (MD/ WTDs), Key Managerial Personnel(s) (KMPs) and Senior Management Personnel(s) (SMPs). Their remuneration shall be governed by the external competitive environment, track record, potential, individual performance and performance of the company as well as industry standards.
- 4.1.2 The Board, on the recommendation of the Nomination & Remuneration (NR) Committee, shall review and approve the remuneration payable to the Executive Directors of the Company within the overall limits approved by the shareholders.
- 4.1.3 The remuneration of non-board KMPs and SMPs will be decided by the MD/WTD, as the case may be and will be placed before the Committee in its meeting held next after such revision.

### 4.2 Remuneration to Non-Executive Directors:

- 4.2.1 The Non-Executive Directors shall be entitled to sitting fees for attending the meetings of the Board and the Committees thereof. Beside the sitting fees they are also entitled to reimbursement of expenses for attending meetings. The Non-executive Directors of the Company are not paid any other remuneration or commission. The sitting fees of the Non-executive Directors for attending meetings of Board of Directors and the Committees of Board of Directors may be modified from time to time only with the approval of the Board in due compliance of the provisions of Companies Act, 2013.
- 4.2.2 As a policy, the Executive Directors are neither paid sitting fee nor any commission.

### 4.3 Remuneration to other employees

- 4.3.1 Employees shall be assigned grades according to their qualifications and work experience, competencies as well as their roles and responsibilities in the organization. Individual remuneration shall be determined within the appropriate grade and shall be based on various



factors such as job profile, skill sets, seniority, experience and prevailing remuneration levels for equivalent jobs.

## 5 Policy for Selection of Directors and determining Directors' Independence

### Qualifications and criteria

- 5.1 The NR Committee, and the Board, shall review on an annual basis, appropriate skills, characteristics and experience required of the Board as a whole and its individual members. The objective is to have a Board with diverse background and experience in areas that are relevant to the Company's operations.
- 5.2 In evaluating the suitability of individual Board members, the Committee takes into account many factors, such as:
  - 5.2.1 general understanding of the Company's business dynamics, global business and social perspective,
  - 5.2.2 educational and professional background and personal achievements
  - 5.2.3 professional ethics, integrity and values
  - 5.2.4 ability to balance the legitimate interest and concerns of all the Company's stakeholders in arriving at decisions
  - 5.2.5 willingness to devote sufficient time and energy in carrying out their duties and responsibilities effectively
- 5.3 The proposed appointee shall also fulfill the following requirements:
  - 5.3.1 Shall possess a Director Identification Number;
  - 5.3.2 Shall not be disqualified under the Companies Act, 2013;
  - 5.3.3 Shall give his written consent to act as a Director;
  - 5.3.4 Shall endeavour to attend all Board Meetings and wherever he is appointed as a Committee Member, the Committee Meetings;
  - 5.3.5 Shall abide by the Code of Conduct established by the Company for Directors and Senior Management Personnel;
  - 5.3.6 Shall disclose his concern or interest in any company or companies or bodies corporate, firms, or other association of individuals including his shareholding at the first meeting of the Board in every financial year and thereafter whenever there is a change in the disclosures already made;
  - 5.3.7 Such other requirements as may be prescribed, from time to time, under the Companies Act, 2013, SEBI (Listing Obligations & Disclosure Requirements) Regulations, 2015 and other relevant laws.
- 5.4 The NR Committee shall evaluate each individual with the objective of having a group that best enables the success of the Company's business.

### Criteria of Independence

- 5.5 The NR Committee shall assess the independence of Directors at the time of appointment / re-appointment and the Board shall assess the same annually. The Board shall re-assess determinations of independence when any

new interests or relationships are disclosed by a Director.

- 5.6 The criteria of independence as laid down in Companies Act, 2013 and SEBI (Listing Obligations and Disclosure Requirements) Regulations 2015, shall be applied by the Committee for their assessment.
- 5.7 The Independent Directors shall abide by the "Code for Independent Directors" as specified in Schedule IV to the Companies Act, 2013.

### Other directorships/committee memberships:

- 5.8 The Board members are expected to have adequate time and expertise and experience to contribute to effective Board performance. Accordingly, members should voluntarily limit their directorships in other listed public limited companies in such a way that it does not interfere with their role as directors of the Company. The NR Committee shall take into account the nature of, and the time involved in a Director's service on other Boards, in evaluating the suitability of the individual Director and making its recommendations to the Board.
- 5.9 A Director shall not serve as Director in more than 20 companies of which not more than 10 shall be Public Limited Companies.
- 5.10 A Director shall not serve as an Independent Director in more than 7 Listed Companies and not more than 3 Listed Companies in case he is serving as a Whole-time Director in any Listed Company.
- 5.11 A Director shall not be a member in more than 10 Committees or act as Chairman of more than 5 Committees across all companies in which he holds directorships.
- 5.12 For the purpose of considering the limit of the Committee membership, Audit Committee and Stakeholders' Relationship Committee of all Public Limited Companies, whether listed or not, shall be included and all other companies including Private Limited Companies, Foreign Companies and Companies under Section 8 of the Companies Act, 2013 shall be excluded.

## 6 Procedure for Selection and Appointment of Executives other than Board Members

- 6.1 The Committee shall actively liaise with the relevant departments of the Company to study the requirement for management personnel;
- 6.2 The Committee may conduct a wide-ranging search for candidates for the positions of KMP and SMP within the Company, within enterprises controlled by the Company or within enterprises in which the Company holds equity, and on the human resources market;
- 6.3 A meeting of the Committee shall be convened, and the qualifications of the initial candidates shall be examined on the basis of the conditions for appointment of KMP and SMP;
- 6.4 Before the selection of KMP or SMP, the recommendations of and relevant information on the relevant candidate(s) shall be submitted to the Board of Directors;
- 6.5 The Committee shall carry out other follow-up tasks based on the decisions of and feedback from the Board of Directors.

## Form No. MGT-9

### EXTRACT OF ANNUAL RETURN

as on the financial year ended 31st March 2018

[Pursuant to section 92(3) of the Companies Act, 2013 and rule 12(1) of the Companies  
(Management and Administration) Rules, 2014]

### I. REGISTRATION AND OTHER DETAILS:

i)	CIN	L45400WB2008PLC121426
ii)	Registration Date	4th January, 2008
iii)	Name of the Company	Emami Infrastructure Limited
iv)	Category/ Sub-Category of the Company	Public Company limited by Shares/ Indian Non-Government Company
v)	Address of the Registered office and Contact Details	Acropolis, 13th Floor, 1858/1, Rajdanga Main Road, Kasba, Kolkata – 700 107 Phone: 033 6625 1200 E-mail: infra@emamirealty.com Website: www.emamirealty.com
vi)	Whether listed company -Yes / No	Yes 1. National Stock Exchange of India Limited 2. BSE Limited 3. The Calcutta Stock Exchange Limited
vii)	Name, Address and Contact details of Registrar and Transfer Agent, if any	Maheshwari Datamatics Pvt. Ltd. 23, R. N. Mukherjee Road, 5th Floor, Kolkata- 700 001 Phone: +9133 2243 5809 / 5029 Email: mdpldc@yahoo.com

### II. PRINCIPAL BUSINESS ACTIVITIES OF THE COMPANY

All the business activities contributing 10 % or more of the total turnover of the company shall be stated:-

Sl. No.	Name and Description of main products / services	NIC Code of the Product/ service	% to total turnover of the Company
1	Construction & Real Estate Development	4100	100

### III. PARTICULARS OF HOLDING, SUBSIDIARY AND ASSOCIATE COMPANIES

Sl. No.	Name and Address of the Company	CIN/GLN	Holding/ Subsidiary/ Associate	% of shares held	Applicable Section
1	<b>Sneha Ashiana Private Limited</b> Emami Tower, 2nd Floor, 687 Anandapur, E. M. Bypass, Kolkata- 700107	U70101WB1996PTC081365	Subsidiary	100	2(87)
2	<b>New Age Realty Private Limited</b> Emami Tower, 2nd Floor, 687 Anandapur, E. M. Bypass, Kolkata- 700107	U70101WB2007PTC113240	Subsidiary	60	2(87)

Sl. No.	Name and Address of the Company	CIN/GLN	Holding/ Subsidiary/ Associate	% of shares held	Applicable Section
3	<b>Delta PV Private Limited</b> Emami Tower, 2nd Floor, 687 Anandapur, E. M. Bypass, Kolkata- 700107	U40106WB1994PTC064439	Subsidiary	55	2(87)
4	<b>Roseview Developers Private Limited</b> Emami Tower, 2nd Floor, 687 Anandapur, E. M. Bypass, Kolkata - 700107	U51109WB2006PTC109662	Associate	50	2(6)
5	<b>Prajay Urban Private Limited</b> Scotia Bank Building, 1st Floor Road No. 1, Banjara Hills Hyderabad - 500034	U45200TG2007PTC053279	Associate	50	2(6)
6	<b>Bengal Emami Housing Limited</b> Emami Tower, 2nd Floor, 687 Anandapur, E. M. Bypass, Kolkata – 700107	U70109WB2009PLC134447	Associate	30	2(6)
7	<b>Swanhousing &amp; Infra Private Limited</b> 97A, Southern Avenue Kolkata - 700029	U70100WB2010PTC151403	Associate	33.66	2(6)

#### IV. SHARE HOLDING PATTERN (Equity Share Capital Breakup as percentage of Total Equity)

##### (i) Category-wise Share Holding

Category of Shareholders	No of Shares held at the beginning of the year [As on 1st April, 2017]				No of Shares held at the end of the year [As on 31st March, 2018]				% change during the Year
	Demat	Physical	Total	% of Total Shares	Demat	Physical	Total	% of Total Shares	
<b>A. Promoters</b>									
<b>(1) Indian</b>									
a) Individual/ HUF	7,97,080	-	7,97,080	3.28	7,97,680	0	7,97,680	3.28	0.00
b) Central Govt	-	-	-	-	-	-	-	-	-
c) State Govt(s)	-	-	-	-	-	-	-	-	-
d) Bodies Corp.	1,33,10,427	-	1,33,10,427	54.78	1,33,10,427	0	1,33,10,427	54.78	0.00
e) Banks/Fl	-	-	-	-	-	-	-	-	-
f) Any other	-	-	-	-	-	-	-	-	-
<b>Sub-total (A)(1)</b>	<b>1,41,07,507</b>	<b>-</b>	<b>1,41,07,507</b>	<b>58.06</b>	<b>1,41,08,107</b>	<b>-</b>	<b>1,41,08,107</b>	<b>58.06</b>	<b>0.00</b>
<b>(2) Foreign</b>									
a) NRIs - Individuals	171	-	171	0.00	171	-	171	0.00	-
b) Other - Individuals	-	-	-	-	-	-	-	-	-
c) Bodies Corp.	-	-	-	-	-	-	-	-	-
d) Banks/Fl	-	-	-	-	-	-	-	-	-
e) Any other	-	-	-	-	-	-	-	-	-
<b>Sub-total (A)(2)</b>	<b>171</b>	<b>-</b>	<b>171</b>	<b>0.00</b>	<b>171</b>	<b>-</b>	<b>171</b>	<b>0.00</b>	<b>0.00</b>
<b>Total shareholding of Promoter (A)=(A)(1)+(A)(2)</b>	<b>1,41,07,678</b>	<b>-</b>	<b>1,41,07,678</b>	<b>58.06</b>	<b>1,41,08,278</b>	<b>-</b>	<b>1,41,08,278</b>	<b>58.06</b>	<b>0.00</b>

Category of Shareholders	No of Shares held at the beginning of the year [As on 1st April, 2017]				No of Shares held at the end of the year [As on 31st March, 2018]				% change during the Year
	Demat	Physical	Total	% of Total Shares	Demat	Physical	Total	% of Total Shares	
<b>B. Public Shareholding</b>									
<b>1. Institutions</b>									
a) Mutual Funds	-	-	-	-	-	-	-	-	-
b) Banks/ FI	11,275	-	11,275	0.05	24,244	0	24,244	0.10	0.05
c) Central Govt	-	-	-	-	-	-	-	-	-
d) State Govt(s)	-	-	-	-	-	-	-	-	-
e) Venture Capital Funds	-	-	-	-	-	-	-	-	-
f) Insurance Companies	-	-	-	-	-	-	-	-	-
g) FIs	-	-	-	-	-	-	-	-	-
h) Foreign Venture Capital Funds	-	-	-	-	-	-	-	-	-
i) Others (specify)	-	-	-	-	-	-	-	-	-
Alternate Investment Funds	-	-	-	-	-	-	-	-	-
Foreign Portfolio Investors	-	-	-	-	38,769	-	38,769	0.16	0.16
Provident Funds / Pension Funds	-	-	-	-	-	-	-	-	-
Qualified Foreign Investor	-	-	-	-	-	-	-	-	-
<b>Sub-total(B)(1):-</b>	<b>11,275</b>	<b>-</b>	<b>11,275</b>	<b>0.05</b>	<b>63,013</b>	<b>-</b>	<b>63,013</b>	<b>0.26</b>	<b>0.21</b>
<b>2. Non-Institutions</b>									
a) Bodies Corp.									
i) Indian	49,13,449	-	49,13,449	20.22	41,60,401	-	41,60,401	17.12	-3.10
ii) Overseas	-	-	-	-	-	-	-	-	-
b) Individuals									
i) Individual shareholders holding nominal share capital upto ₹1 lakh	42,81,175	20,940	43,02,115	17.71	43,11,526	20,893	43,32,419	17.83	0.12
ii) Individual shareholders holding nominal share capital in excess of ₹1 lakh	5,91,894	-	5,91,894	2.44	7,13,517	-	7,13,517	2.93	0.51
c) Others (Specify)									
Non Resident Indians	62,322	-	62,322	0.26	87,489	-	87,489	0.36	0.10
Clearing Members	3,07,347	-	3,07,347	1.26	8,32,075	-	8,32,075	3.42	2.16
NBFCs registered with RBI	2,312	-	2,312	0.01	1,200	-	1,200	0.01	-0.00
<b>Sub-total(B)(2):-</b>	<b>1,01,58,499</b>	<b>20,940</b>	<b>101,79,439</b>	<b>41.89</b>	<b>1,01,06,208</b>	<b>20,893</b>	<b>1,01,27,101</b>	<b>41.68</b>	<b>-0.21</b>
<b>Total Public Shareholding (B)=(B)(1)+ (B)(2)</b>	<b>1,01,69,774</b>	<b>20,940</b>	<b>1,01,90,714</b>	<b>41.94</b>	<b>1,01,69,221</b>	<b>20,893</b>	<b>1,01,90,114</b>	<b>41.94</b>	<b>0.00</b>
<b>C. Shares held by Custodian for GDRs &amp; ADRs</b>	<b>-</b>	<b>-</b>	<b>-</b>	<b>-</b>	<b>-</b>	<b>-</b>	<b>-</b>	<b>-</b>	<b>-</b>
<b>Grand Total (A+B+C)</b>	<b>2,42,77,452</b>	<b>20,940</b>	<b>2,42,98,392</b>	<b>100.00</b>	<b>2,42,77,499</b>	<b>20,893</b>	<b>2,42,98,392</b>	<b>100.00</b>	<b>0.00</b>



## ii) Shareholding of Promoters

Sl. No.	Name of Shareholder	Shareholding at the beginning of the year [As on 1st April, 2017]			Shareholding at the end of the year [As on 31st March, 2018]			% change in shareholding during the Year
		No. of Shares	% of total Shares of the Company	% of Shares Pledged / encumbered to total shares	No. of Shares	% of total Shares of the Company	% of Shares Pledged / encumbered to total shares	
1	Diwakar Viniyog Private Limited	34,12,491	14.0441	-	34,12,491	14.0441	-	-
2	Suntrack Commerce Private Limited	29,84,237	12.2816	-	29,84,237	12.2816	-	-
3	Bhanu Vyapaar Private Limited	27,78,899	11.4366	-	27,78,899	11.4366	-	-
4	Raviraj Viniyog Private Limited	14,11,000	5.8070	-	14,11,000	5.8070	-	-
5	Prabhakar Viniyog Private Limited	13,92,000	5.7288	-	13,92,000	5.7288	-	-
6	Suraj Viniyog Private Limited	12,94,491	5.3275	-	12,94,491	5.3275	-	-
7	Priti Sureka	4,37,758	1.8016	-	4,37,758	1.8016	-	-
8	Prashant Goenka	40,366	0.1661	-	40,366	0.1661	-	-
9	Sushil Kumar Goenka	40,166	0.1653	-	40,166	0.1653	-	-
10	Manish Goenka	40,122	0.1651	-	40,122	0.1651	-	-
11	Ashish Goenka	40,000	0.1646	-	40,000	0.1646	-	-
12	TMT Viniyogan Limited	35,303	0.1453	-	35,303	0.1453	-	-
13	Rohin Raj Sureka	33,333	0.1372	-	33,333	0.1372	-	-
14	Vidhishree Agarwal	26,666	0.1097	-	26,666	0.1097	-	-
15	Vidula Agarwal	26,666	0.1097	-	26,666	0.1097	-	-
16	Mohan Goenka	25,716	0.1058	-	25,716	0.1058	-	-
17	Aditya Vardhan Agarwal	22,099	0.0909	-	22,099	0.0909	-	-
18	Sobhna Agarwal	20,000	0.0823	-	20,000	0.0823	-	-
19	Dhiraj Agarwal	-	-	-	14,269	0.0587	-	0.0587
20	Harsha Vardhan Agarwal	8,685	0.0357	-	8,685	0.0357	-	-
21	Usha Agarwal	3,942	0.0162	-	3,942	0.0162	-	-
22	Santosh Goenka	3,482	0.0143	-	3,482	0.0143	-	-
23	Madan Lal Agarwal	3,333	0.0137	-	3,333	0.0137	-	-
24	Kusum Agarwal	2,266	0.0093	-	2,266	0.0093	-	-
25	Abhishek Agarwal	1,333	0.0055	-	1,933	0.0080	-	0.0025
26	Laxmi Devi Bajoria	1,666	0.0069	-	1,666	0.0069	-	-
27	Rajkumar Goenka	749	0.0031	-	1,149	0.0047	-	0.0016
28	Emami Paper Mills Ltd	833	0.0034	-	833	0.0034	-	-
29	Radheshyam Goenka	748	0.0031	-	748	0.0031	-	-
30	Pan Emami Cosmed Ltd	388	0.0016	-	388	0.0016	-	-
31	Mansi Agarwal	333	0.0014	-	333	0.0014	-	-
32	Emami Frank Ross Limited	333	0.0014	-	333	0.0014	-	-
33	Indu Goenka	333	0.0014	-	333	0.0014	-	-
34	Jyoti Goenka	333	0.0014	-	333	0.0014	-	-
35	Avishi Sureka	333	0.0014	-	333	0.0014	-	-
36	Emami Capital Markets Limited	286	0.0012	-	286	0.0012	-	-
37	Shanti Devi Agarwal	237	0.0010	-	237	0.0010	-	-
38	Amitabh Goenka	171	0.0007	-	171	0.0007	-	-
39	Saroj Goenka	166	0.0007	-	166	0.0007	-	-
40	Epl Securities Ltd	166	0.0007	-	166	0.0007	-	-
41	Rashmi Goenka	166	0.0007	-	166	0.0007	-	-
42	Richa Agarwal	166	0.0007	-	166	0.0007	-	-
43	Nimisha Goenka	166	0.0007	-	166	0.0007	-	-
44	Shreya Goenka	166	0.0007	-	166	0.0007	-	-
45	Radheshyam Agarwal	166	0.0007	-	166	0.0007	-	-
46	Saswat Goenka	166	0.0007	-	166	0.0007	-	-
47	Yogesh Goenka	133	0.0005	-	133	0.0005	-	-

Sl. No.	Name of Shareholder	Shareholding at the beginning of the year [As on 1st April, 2017]			Shareholding at the end of the year [As on 31st March, 2018]			% change in shareholding during the Year
		No. of Shares	% of total Shares of the Company	% of Shares Pledged / encumbered to total shares	No. of Shares	% of total Shares of the Company	% of Shares Pledged / encumbered to total shares	
48	Sachin Goenka	133	0.0005	-	133	0.0005	-	-
49	Puja Goenka	111	0.0005	-	111	0.0005	-	-
50	Vibhash Vardhan Agarwal	104	0.0004	-	104	0.0004	-	-
51	Jayant Goenka	103	0.0004	-	103	0.0004	-	-
52	Meena Goenka	400	0.0016	-	0	0.0000	-	-0.0016
53	Savitri Devi Agarwal	14,269	0.0587	-	0	0.0000	-	-0.0587
	<b>TOTAL</b>	<b>1,41,07,678</b>	<b>58.0601</b>	<b>-</b>	<b>1,41,08,278</b>	<b>58.0626</b>	<b>-</b>	<b>0.0025</b>

### iii) Change in Promoters' Shareholding

Sl. No.	Name of shareholder	Shareholding		Date	Increase/ (Decrease) in Shareholding	Reason	Cumulative Shareholding during the year	
		No. of Shares at the beginning/ end of the year	% of total Shares of the Company				No. of shares	% of Total shares of the Company
1.	Meena Goenka	400	0.0016	01-04-2017				
				21-07-2017	(400)	Transfer	-	-
		-	-	<b>31-03-2018</b>				
2.	Rajkumar Goenka	749	0.0031	01-04-2017				
				21-07-2017	400	Transfer	1,149	0.0047
		<b>1,149</b>	<b>0.0047</b>	<b>31-03-2018</b>				
3.	Abhishek Agarwal	1,333	0.0055	01-04-2017				
				01-09-2017	600	Transfer	1,933	0.0080
		<b>1,933</b>	<b>0.0080</b>	<b>31-03-2018</b>				
4.	Savitri Devi Agarwal	14,269	0.0587	01-04-2017				
				26-09-2017	(14,269)	Transfer	-	-
		-	-	<b>31-03-2018</b>				
5.	Usha Agarwal	3,942	0.0162	01-04-2017				
				26-09-2017	14,269	Transfer	18,211	0.0800
				26-09-2017	(14,269)	Transfer	3,942	0.0162
		<b>3,942</b>	<b>0.0162</b>	<b>31-03-2018</b>				
6.	Dhiraj Agarwal	-	-	01-04-2017				
				26-09-2017	14,269	Transfer	14,269	0.0587
		<b>14,269</b>	<b>0.0587</b>	<b>31-03-2018</b>				

### (iv) Shareholding Pattern of Top 10 Shareholders (other than Directors, Promoters and Holders of GDRs and ADRs):

Sl. No.	Name of shareholder	Shareholding at the beginning/end of the year		Date	Increase/ (Decrease) in Shareholding	Reason	Cumulative Shareholding during the year	
		No. of Shares	% of Total Shares of the Company				No. of shares	% of Total shares of the Company
1.	LSI Financial Services (P) Ltd	10,00,000	4.12	01-04-2017				
				13-10-2017	(100,000)	Transfer	9,00,000	3.70
		<b>9,00,000</b>	<b>3.70</b>	<b>31-03-2018</b>				
2.	Avees Trading and Finance Pvt. Ltd. *	20,000	0.08	01-04-2017				
				13-10-2017	3,00,000	Transfer	3,20,000	1.32
				20-10-2017	85,536	Transfer	4,05,536	1.67

Sl. No.	Name of shareholder	Shareholding at the beginning/end of the year		Date	Increase/ (Decrease) in Shareholding	Reason	Cumulative Shareholding during the year	
		No. of Shares	% of Total Shares of the Company				No. of shares	% of Total shares of the Company
				27-10-2017	25,000	Transfer	4,30,536	1.77
				12-01-2018	3,99,990	Transfer	8,30,526	3.42
		<b>8,30,526</b>	<b>3.42</b>	<b>31-03-2018</b>				
3	Motilal Oswal Sec Ltd *	38,526	0.16	01-04-2017				
				07-04-2017	85,088	Transfer	1,23,614	0.51
				14-04-2017	86,064	Transfer	2,09,678	0.86
				21-04-2017	(6,200)	Transfer	2,03,478	0.84
				28-04-2017	(1,611)	Transfer	2,01,867	0.83
				05-05-2017	1,627	Transfer	2,03,494	0.84
				12-05-2017	(1,790)	Transfer	2,01,704	0.83
				19-05-2017	25,018	Transfer	2,26,722	0.93
				26-05-2017	16,021	Transfer	2,42,743	1.00
				02-06-2017	53,266	Transfer	2,96,009	1.22
				09-06-2017	37,554	Transfer	3,33,563	1.37
				16-06-2017	92,628	Transfer	4,26,191	1.75
				23-06-2017	(12,326)	Transfer	4,13,865	1.70
				30-06-2017	23,653	Transfer	4,37,518	1.80
				07-07-2017	45,646	Transfer	4,83,164	1.99
				14-07-2017	30,618	Transfer	5,13,782	2.11
				21-07-2017	40,671	Transfer	5,54,453	2.28
				28-07-2017	4,260	Transfer	5,58,713	2.30
				04-08-2017	497	Transfer	5,59,210	2.30
				11-08-2017	27,988	Transfer	5,87,198	2.42
				18-08-2017	(6,124)	Transfer	5,81,074	2.39
				25-08-2017	(8,465)	Transfer	5,72,609	2.36
				01-09-2017	(3,022)	Transfer	5,69,587	2.34
				08-09-2017	4,681	Transfer	5,74,268	2.36
				15-09-2017	448	Transfer	5,74,716	2.37
				22-09-2017	(1,458)	Transfer	573,258	2.36
				30-09-2017	(3,849)	Transfer	5,69,409	2.34
				06-10-2017	924	Transfer	5,70,333	2.35
				13-10-2017	684	Transfer	5,71,017	2.35
				20-10-2017	(4,279)	Transfer	5,66,738	2.33
				27-10-2017	17,938	Transfer	5,84,676	2.41
				03-11-2017	(106,838)	Transfer	4,77,838	1.97
				10-11-2017	(18,392)	Transfer	4,59,446	1.89
				17-11-2017	148,228	Transfer	6,07,674	2.50
				24-11-2017	(5,642)	Transfer	6,02,032	2.48
				01-12-2017	30,135	Transfer	6,32,167	2.60
				08-12-2017	14,586	Transfer	6,46,753	2.66
				15-12-2017	(20,294)	Transfer	6,26,459	2.58
				22-12-2017	(786)	Transfer	6,25,673	2.58
				29-12-2017	(25,638)	Transfer	6,00,035	2.47
				05-01-2018	1,688	Transfer	6,01,723	2.48
				12-01-2018	(7,842)	Transfer	5,93,881	2.44
				19-01-2018	13,442	Transfer	6,07,323	2.50
				26-01-2018	(35,011)	Transfer	5,72,312	2.36
				02-02-2018	(19,830)	Transfer	5,52,482	2.27
				09-02-2018	4,009	Transfer	5,56,491	2.29

Sl. No.	Name of shareholder	Shareholding at the beginning/end of the year		Date	Increase/ (Decrease) in Shareholding	Reason	Cumulative Shareholding during the year	
		No. of Shares	% of Total Shares of the Company				No. of shares	% of Total shares of the Company
				16-02-2018	21,623	Transfer	5,78,114	2.38
				23-02-2018	(7,848)	Transfer	5,70,266	2.35
				02-03-2018	1,860	Transfer	5,72,126	2.35
				09-03-2018	(11,912)	Transfer	5,60,214	2.31
				16-03-2018	(1,126)	Transfer	5,59,088	2.30
				23-03-2018	4,291	Transfer	5,63,379	2.32
				30-03-2018	(19,081)	Transfer	5,44,298	2.24
		<b>5,44,298</b>	<b>2.24</b>	<b>31-03-2018</b>				
4.	RG Texknit Private Limited	1,20,948	0.50	01-04-2017				
				12-05-2017	3,712	Transfer	1,24,660	0.51
				16-06-2017	4,475	Transfer	1,29,135	0.53
				14-07-2017	39,044	Transfer	1,68,179	0.69
				11-08-2017	3,000	Transfer	1,71,179	0.70
				18-08-2017	5,000	Transfer	1,76,179	0.73
				15-09-2017	2,000	Transfer	1,78,179	0.73
				13-10-2017	15,956	Transfer	1,94,135	0.80
				20-10-2017	21,000	Transfer	2,15,135	0.89
				29-12-2017	118,408	Transfer	3,33,543	1.37
				23-02-2018	2,050	Transfer	3,35,593	1.38
				09-03-2018	7,260	Transfer	3,42,853	1.41
				16-03-2018	2,000	Transfer	3,44,853	1.42
				23-03-2018	16,923	Transfer	3,61,776	1.49
		<b>3,61,776</b>	<b>1.49</b>	<b>31-03-2018</b>				
5.	Sunita Biyani	2,39,454	0.99	01-04-2017				
				07-04-2017	23,061	Transfer	2,62,515	1.08
				14-04-2017	7,536	Transfer	2,70,051	1.11
				21-04-2017	5,337	Transfer	2,75,388	1.13
				05-05-2017	(265)	Transfer	2,75,123	1.13
				12-05-2017	12,910	Transfer	2,88,033	1.19
				19-05-2017	1,800	Transfer	2,89,833	1.19
				26-05-2017	850	Transfer	2,90,683	1.20
				02-06-2017	(13,000)	Transfer	2,77,683	1.14
				09-06-2017	18,431	Transfer	2,96,114	1.22
				16-06-2017	10,000	Transfer	3,06,114	1.26
				07-07-2017	2,100	Transfer	3,08,214	1.27
				18-08-2017	3,417	Transfer	3,11,631	1.28
				15-09-2017	(15,000)	Transfer	2,96,631	1.22
				22-09-2017	12,638	Transfer	3,09,269	1.27
				30-12-2017	9,262	Transfer	3,18,531	1.31
				19-01-2018	(500)	Transfer	3,18,031	1.31
				30-03-2018	20,000	Transfer	3,38,031	1.39
		<b>3,38,031</b>	<b>1.39</b>	<b>31-03-2018</b>				
6.	East India Sec Ltd	10,75,300	4.43	01-04-2017				
				07-04-2017	(4,43,714)	Transfer	6,31,586	2.60
				14-04-2017	(31,586)	Transfer	6,00,000	2.47
				16-06-2017	11,200	Transfer	6,11,200	2.52
				23-06-2017	(200)	Transfer	6,11,000	2.51
				04-08-2017	100	Transfer	6,11,100	2.52
				11-08-2017	(100)	Transfer	6,11,000	2.51



Sl. No.	Name of shareholder	Shareholding at the beginning/end of the year		Date	Increase/ (Decrease) in Shareholding	Reason	Cumulative Shareholding during the year	
		No. of Shares	% of Total Shares of the Company				No. of shares	% of Total shares of the Company
				18-08-2017	5,000	Transfer	6,16,000	2.54
				22-09-2017	(5,000)	Transfer	6,11,000	2.51
				13-10-2017	(302,000)	Transfer	3,09,000	1.27
				20-10-2017	500	Transfer	3,09,500	1.27
				27-10-2017	(25,000)	Transfer	2,84,500	1.17
				03-11-2017	(9,000)	Transfer	2,75,500	1.13
				10-11-2017	3,000	Transfer	2,78,500	1.15
				17-11-2017	5,000	Transfer	2,83,500	1.17
				24-11-2017	(3,000)	Transfer	2,80,500	1.15
				01-12-2017	(2,250)	Transfer	2,78,250	1.15
				08-12-2017	(250)	Transfer	2,78,000	1.14
				15-12-2017	(1,500)	Transfer	2,76,500	1.14
				22-12-2017	(1,000)	Transfer	2,75,500	1.13
				05-01-2018	100	Transfer	2,75,600	1.13
				12-01-2018	1,400	Transfer	2,77,000	1.14
				19-01-2018	1,565	Transfer	2,78,565	1.15
				26-01-2018	(2,665)	Transfer	2,75,900	1.14
				02-02-2018	(1,50,900)	Transfer	1,25,000	0.51
				09-03-2018	4,700	Transfer	1,29,700	0.53
				16-03-2018	2,300	Transfer	1,32,000	0.54
				23-03-2018	2,500	Transfer	1,34,500	0.55
		<b>2,84,500</b>	<b>1.17</b>	<b>31-03-2018</b>	1,50,000	Transfer	2,84,500	1.17
7.	Neoworth Commercial Private Ltd	4,00,000	1.65	01-04-2017				
				02-06-2017	(50,000)	Transfer	3,50,000	1.44
				22-09-2017	(50,000)	Transfer	3,00,000	1.23
				12-01-2018	(30,000)	Transfer	2,70,000	1.11
		<b>2,70,000</b>	<b>1.11</b>	<b>31-03-2018</b>				
8.	Anand Rathi Share & Stock Brokers Limited *	8,705	0.04	01-04-2017				
				07-04-2017	(5,335)	Transfer	3,370	0.01
				14-04-2017	(2,887)	Transfer	483	0.00
				21-04-2017	1,592	Transfer	2,075	0.01
				28-04-2017	(1,975)	Transfer	100	0.00
				05-05-2017	14,900	Transfer	15,000	0.06
				12-05-2017	(12,094)	Transfer	2,906	0.01
				19-05-2017	(2,906)	Transfer	-	-
				26-05-2017	1,099	Transfer	1,099	0.00
				02-06-2017	(634)	Transfer	465	0.00
				09-06-2017	910	Transfer	1,375	0.01
				16-06-2017	16,368	Transfer	17,743	0.07
				23-06-2017	(13,453)	Transfer	4,290	0.02
				30-06-2017	9,560	Transfer	13,850	0.06
				07-07-2017	698	Transfer	14,548	0.06
				14-07-2017	(7,423)	Transfer	7,125	0.03
				21-07-2017	8,306	Transfer	15,431	0.06
				28-07-2017	(9,638)	Transfer	5,793	0.02
				04-08-2017	(4,037)	Transfer	1,756	0.01
				11-08-2017	31	Transfer	1,787	0.01
				18-08-2017	11,930	Transfer	13,717	0.06
				25-08-2017	(1,372)	Transfer	12,345	0.05

Sl. No.	Name of shareholder	Shareholding at the beginning/end of the year		Date	Increase/ (Decrease) in Shareholding	Reason	Cumulative Shareholding during the year	
		No. of Shares	% of Total Shares of the Company				No. of shares	% of Total shares of the Company
				01-09-2017	(8,411)	Transfer	3,934	0.02
				08-09-2017	9,166	Transfer	13,100	0.05
				15-09-2017	(7,038)	Transfer	6,062	0.02
				22-09-2017	(2,871)	Transfer	3,191	0.01
				30-09-2017	(1,141)	Transfer	2,050	0.01
				06-10-2017	105	Transfer	2,155	0.01
				13-10-2017	970	Transfer	3,125	0.01
				20-10-2017	1,868	Transfer	4,993	0.02
				27-10-2017	(4,523)	Transfer	470	0.00
				03-11-2017	7,426	Transfer	7,896	0.03
				10-11-2017	21,219	Transfer	29,115	0.12
				17-11-2017	22,235	Transfer	51,350	0.21
				24-11-2017	45,840	Transfer	97,190	0.40
				01-12-2017	27,465	Transfer	1,24,655	0.51
				08-12-2017	26,837	Transfer	1,51,492	0.62
				15-12-2017	(17,876)	Transfer	1,33,616	0.55
				22-12-2017	4,475	Transfer	1,38,091	0.57
				29-12-2017	(7,036)	Transfer	1,31,055	0.54
				30-12-2017	(157)	Transfer	1,30,898	0.54
				05-01-2018	4,731	Transfer	1,35,629	0.56
				12-01-2018	31,824	Transfer	1,67,453	0.69
				19-01-2018	3,989	Transfer	1,71,442	0.71
				26-01-2018	340	Transfer	1,71,782	0.71
				02-02-2018	40,762	Transfer	2,12,544	0.87
				09-02-2018	(29,635)	Transfer	1,82,909	0.75
				16-02-2018	12,557	Transfer	1,95,466	0.80
				23-02-2018	(1,253)	Transfer	1,94,213	0.80
				02-03-2018	(2,705)	Transfer	1,91,508	0.79
				09-03-2018	1,135	Transfer	1,92,643	0.79
				16-03-2018	(6,532)	Transfer	1,86,111	0.77
				23-03-2018	5,558	Transfer	1,91,669	0.79
				30-03-2018	(600)	Transfer	1,91,069	0.79
		<b>1,91,069</b>	<b>0.79</b>	<b>31-03-2018</b>				
9.	Ravi Goenka	69,759	0.29	01-04-2017				
				16-06-2017	3,000	Transfer	72,759	0.30
				23-06-2017	1,200	Transfer	73,959	0.30
				21-07-2017	6,000	Transfer	79,959	0.33
				04-08-2017	1,261	Transfer	81,220	0.33
				22-09-2017	6,000	Transfer	87,220	0.36
				13-10-2017	10,000	Transfer	97,220	0.40
				10-11-2017	2,500	Transfer	99,720	0.41
				16-03-2018	422	Transfer	1,00,142	0.41
		<b>1,00,142</b>	<b>0.41</b>	<b>31-03-2018</b>				
10.	Subir Jain	1,00,313	0.41	01-04-2017				
				14-04-2017	(4,000)	Transfer	96,313	0.40
				02-06-2017	2,400	Transfer	98,713	0.41
				16-06-2017	(10,000)	Transfer	88,713	0.37
				30-06-2017	10,450	Transfer	99,163	0.41
				28-07-2017	1,500	Transfer	1,00,663	0.41

Sl. No.	Name of shareholder	Shareholding at the beginning/end of the year		Date	Increase/ (Decrease) in Shareholding	Reason	Cumulative Shareholding during the year	
		No. of Shares	% of Total Shares of the Company				No. of shares	% of Total shares of the Company
				03-11-2017	2,639	Transfer	103,302	0.43
				15-12-2017	3,500	Transfer	1,06,802	0.44
				12-01-2018	(5,778)	Transfer	1,01,024	0.42
				19-01-2018	(3,700)	Transfer	97,324	0.40
				30-03-2018	2,000	Transfer	99,324	0.41
		<b>99,324</b>	<b>0.41</b>	<b>31-03-2018</b>				
11.	Anand Rathi Global Finance Limited #	1,01,000	0.42	01-04-2017				
				12-05-2017	(19,914)	Transfer	81,086	0.33
				19-05-2017	(10,000)	Transfer	71,086	0.29
				24-11-2017	(56,086)	Transfer	15,000	0.06
				15-12-2017	34,601	Transfer	49,601	0.20
				19-01-2018	(49,601)	Transfer	-	-
				02-02-2018	43,084	Transfer	43,084	0.18
				09-02-2018	15,000	Transfer	58,084	0.24
				23-03-2018	34,601	Transfer	92,685	0.38
				30-03-2018	(61,776)	Transfer	30,909	0.13
		<b>30,909</b>	<b>0.13</b>	<b>31-03-2018</b>				
12.	Ganpati Industrial Pvt Ltd #	4,00,000	1.65	01-04-2017				
				12-01-2018	(4,00,000)	Transfer	-	-
		-	-	<b>31-03-2018</b>			-	-
13.	Rajasthan Global Securities Pvt Ltd #	1,66,434	0.69	01-04-2017				
				16-06-2017	(66,434)	Transfer	1,00,000	0.41
				14-07-2017	(15,000)	Transfer	85,000	0.35
				21-07-2017	(2,372)	Transfer	82,628	0.34
				28-07-2017	(20,313)	Transfer	62,315	0.26
				04-08-2017	(10,875)	Transfer	51,440	0.21
				11-08-2017	(12,500)	Transfer	38,940	0.16
				18-08-2017	(13,171)	Transfer	25,769	0.11
				25-08-2017	(25,724)	Transfer	45	0.00
				10-11-2017	(45)	Transfer	-	-
		-	-	<b>31-03-2018</b>				
14.	Indira Securities Private Limited #	1,50,183	0.62	01-04-2017				
				07-04-2017	(123,091)	Transfer	27,092	0.11
				14-04-2017	(979)	Transfer	26,113	0.11
				21-04-2017	(10,598)	Transfer	15,515	0.06
				28-04-2017	(6,400)	Transfer	9,115	0.04
				12-05-2017	26,428	Transfer	35,543	0.15
				19-05-2017	(18,620)	Transfer	16,923	0.07
				26-05-2017	(7,809)	Transfer	9,114	0.04
				02-06-2017	8,081	Transfer	17,195	0.07
				09-06-2017	22,224	Transfer	39,419	0.16
				16-06-2017	(21,778)	Transfer	17,641	0.07
				23-06-2017	46,001	Transfer	63,642	0.26
				30-06-2017	(19,567)	Transfer	44,075	0.18
				07-07-2017	(24,952)	Transfer	19,123	0.08
				14-07-2017	12,169	Transfer	31,292	0.13
				21-07-2017	(21,898)	Transfer	9,394	0.04
				28-07-2017	9,133	Transfer	18,527	0.08
				04-08-2017	3,318	Transfer	21,845	0.09

Sl. No.	Name of shareholder	Shareholding at the beginning/end of the year		Date	Increase/ (Decrease) in Shareholding	Reason	Cumulative Shareholding during the year	
		No. of Shares	% of Total Shares of the Company				No. of shares	% of Total shares of the Company
				11-08-2017	(12,096)	Transfer	9,749	0.04
				18-08-2017	(6,130)	Transfer	3,619	0.01
				25-08-2017	(769)	Transfer	2,850	0.01
				01-09-2017	66,305	Transfer	69,155	0.28
				08-09-2017	(38,626)	Transfer	30,529	0.13
				15-09-2017	(14,495)	Transfer	16,034	0.07
				22-09-2017	33,324	Transfer	49,358	0.20
				30-09-2017	(11,462)	Transfer	37,896	0.16
				06-10-2017	38,841	Transfer	76,737	0.32
				13-10-2017	(58,147)	Transfer	18,590	0.08
				20-10-2017	(9,228)	Transfer	9,362	0.04
				27-10-2017	438	Transfer	9,800	0.04
				03-11-2017	66,900	Transfer	76,700	0.32
				10-11-2017	(71,400)	Transfer	5,300	0.02
				17-11-2017	(1,162)	Transfer	4,138	0.02
				24-11-2017	121,618	Transfer	125,756	0.52
				01-12-2017	(58,313)	Transfer	67,443	0.28
				08-12-2017	(59,831)	Transfer	7,612	0.03
				15-12-2017	(428)	Transfer	7,184	0.03
				22-12-2017	1,246	Transfer	8,430	0.03
				29-12-2017	(6,486)	Transfer	1,944	0.01
				30-12-2017	(355)	Transfer	1,589	0.01
				05-01-2018	1,941	Transfer	3,530	0.01
				12-01-2018	434	Transfer	3,964	0.02
				19-01-2018	(1,800)	Transfer	2,164	0.01
				26-01-2018	126	Transfer	2,290	0.01
				02-02-2018	(390)	Transfer	1,900	0.01
				09-02-2018	(1,675)	Transfer	225	0.00
				16-02-2018	(25)	Transfer	200	0.00
				23-02-2018	(25)	Transfer	175	0.00
				02-03-2018	(25)	Transfer	150	0.00
				09-03-2018	100	Transfer	250	0.00
				23-03-2018	8,123	Transfer	8,373	0.03
				30-03-2018	1,128	Transfer	9,501	0.04
		-	-	<b>31-03-2018</b>	(9,501)	Transfer	-	-
15.	Gopi Kishan Malani #	1,21,000	0.50	01-04-2017				
				09-06-2017	(60,000)	Transfer	61,000	0.25
				16-06-2017	(39,000)	Transfer	22,000	0.09
				23-06-2017	11,064	Transfer	33,064	0.14
				30-06-2017	(27,064)	Transfer	6,000	0.02
				07-07-2017	(6,000)	Transfer	-	-
		-	-	<b>31-03-2018</b>				

\*Not in the list of Top 10 shareholders as on 1st April, 2017. The same has been reflected above since the shareholder was one of the Top 10 shareholders as on 31st March, 2018.

# Ceased to be in the list of Top 10 shareholders as on 31st March, 2018. The same is reflected above since the shareholder was one of the Top 10 shareholders as on 1st April, 2017.

## V. INDEBTEDNESS

### Indebtedness of the Company including interest outstanding/accrued but not due for payment

(₹ in Lakhs)

Particulars	Secured Loans excluding deposits	Unsecured Loans	Deposits	Total Indebtedness
Indebtedness at the beginning of the financial year	-	-	-	-
i) Principal Amount	70,514.22	80,298.91	-	150,813.13
ii) Interest due but not paid	-	-	-	-
iii) Interest accrued but not due	170.92	6,783.09	-	6,954.01
<b>Total (i+ii+iii)</b>	<b>70,685.14</b>	<b>87,082.00</b>	-	<b>157,767.14</b>
<b>Change in Indebtedness during the Financial Year</b>				
· Addition	41,187.96	141,506.97	-	182,694.94
· Reduction	31,418.03	122,919.55	-	154,337.58
<b>Net Change</b>	<b>9,769.93</b>	<b>18,587.42</b>	-	<b>28,357.36</b>
<b>Indebtedness at the end of the Financial Year</b>	<b>80,455.07</b>	<b>105,669.43</b>	-	<b>186,124.50</b>
i) Principal Amount	79,820.32	103,054.04	-	182,874.36
ii) Interest due but not paid	-	-	-	-
iii) Interest accrued but not due	634.75	2,615.38	-	3,250.13
<b>Total (i+ii+iii)</b>	<b>80,455.07</b>	<b>105,669.42</b>	-	<b>186,124.50</b>

## VI. REMUNERATION OF DIRECTORS AND KEY MANAGERIAL PERSONNEL

### A. Remuneration to Managing Director, Whole-time Directors and/or Manager:

(₹ in Lakhs)

Sl. No.	Particulars of Remuneration	Name and Designation				Total
		Mr. Girja Kumar Choudhary (WTD & CFO)	Mr. Rajesh Bansal (WTD)	Mr. Sanjay Choudhary (WTD)*	Dr. Kalyana-sundaram Ramamurthy (WTD)#	
1	Gross salary					
(a)	Salary as per provisions contained in section 17(1) of the Income-tax Act, 1961	128.67	18.92	8.23	122.02	277.84
(b)	Value of perquisites u/s 17(2) Income-tax Act, 1961	-	-	-	5.43	5.43
(c)	Profits in lieu of salary under section 17(3) Income-tax Act, 1961	-	-	-	-	-
2	Stock Option	-	-	-	-	-
3	Sweat Equity	-	-	-	-	-
4	Commission	-	-	-	-	-
	- as % of profit					
	- others, specify...					
5	Others, please specify	-	-	-	-	-
	<b>Total (A)</b>	<b>128.67</b>	<b>18.92</b>	<b>8.23</b>	<b>127.45</b>	<b>283.27</b>
	<b>Ceiling as per the Act (based on effective capital)</b>	<b>133.74</b>	<b>133.74</b>	<b>48.00*</b>	<b>133.74</b>	

\* Resigned from Directorship of the Company w.e.f. 9th August, 2017, ceiling calculated on pro-rata basis

# Resigned from Directorship of the Company w.e.f. 30th March, 2018

Note: The above remuneration is as per Income Tax Act, 1961 and exclude contribution by the Company to Provident Fund and other annuity fund.

## B. Remuneration to other directors:

(₹ in Lakhs)

Sl. No.	Particulars of Remuneration	Name of Directors					Total
		Mr. Abhijit Datta*	Mr. Hari Mohan Marda^	Mrs. Karabi Sengupta#	Mr. Ram Gobind Ganeriwala	Mr. Debasish Bhaumik	
<b>1</b>	<b>Independent Directors</b>						
	Fee for attending board / committee Meetings	1.03	3.23	1.45	1.20	0.68	7.59
	Commission	-	-	-	-	-	-
	Others, please specify	-	-	-	-	-	-
	<b>Total (1)</b>	<b>1.03</b>	<b>3.23</b>	<b>1.45</b>	<b>1.20</b>	<b>0.68</b>	<b>7.59</b>
<b>2</b>	<b>Other Non-Executive Director</b>						
	Fee for attending board / committee Meetings	0.30	-	-	-	-	0.30
	Commission	-	-	-	-	-	-
	Others, please specify	-	-	-	-	-	-
	<b>Total (2)</b>	<b>0.30</b>	<b>-</b>	<b>-</b>	<b>-</b>	<b>-</b>	<b>0.30</b>
	<b>Total (B)=(1+2)</b>	<b>-</b>	<b>-</b>	<b>-</b>	<b>-</b>	<b>-</b>	<b>7.89</b>
	<b>Total Managerial Remuneration (A+B)</b>	<b>-</b>	<b>-</b>	<b>-</b>	<b>-</b>	<b>-</b>	<b>291.16</b>
	Overall Ceiling as per the Act	All non-executive /independent directors have been paid only sitting fees for attending board meeting and committee meetings, which is well within the limits prescribed under the Companies Act, 2013					

\*includes ₹0.55 Lakhs from Zandu Realty Limited, the Amalgamating Company.

^ includes ₹1.5 Lakhs from Zandu Realty Limited, the Amalgamating Company.

# includes ₹0.95 Lakhs from Zandu Realty Limited, the Amalgamating Company.

## C. REMUNERATION TO KEY MANAGERIAL PERSONNEL OTHER THAN MD/ MANAGER/ WTD

(₹ in Lakhs)

Sl. No.	Particulars of Remuneration	Key Managerial Personnel	Total
		Ms. Payel Jain (Company Secretary)	
1	Gross salary		
(a)	Salary as per provisions contained in section 17(1) of the Income-tax Act, 1961	11.90	<b>11.90</b>
(b)	Value of perquisites u/s 17(2) Income-tax Act, 1961	-	-
(c)	Profits in lieu of salary under section 17(3) Income-tax Act, 1961	-	-
2	Stock Option	-	-
3	Sweat Equity	-	-
4	Commission	-	-
	- as % of profit		
	- others, specify...		
5	Others, please specify	-	-
	<b>Total</b>	<b>11.90</b>	<b>11.90</b>

## VII. PENALTIES / PUNISHMENT/ COMPOUNDING OF OFFENCES:

There were no penalties/ punishment/ compounding of offence against the Company, its Directors and other Officers in default under the Companies Act, 2013, during the year ended 31st March, 2018



# MANAGEMENT DISCUSSION AND ANALYSIS REPORT

## Indian real estate sector overview

The real estate sector is one of the most globally-recognised sectors. In India, real estate is the second largest employer after agriculture and is slated to grow at a rate of 30% over the next decade. The real estate sector comprises four sub-sectors - housing, retail, hospitality, and commercial. The growth of this sector is complemented by the growth of the corporate environment and the demand for office space as well as urban and suburban accommodations. The construction industry ranks third among the 14 major sectors in terms of direct, indirect and induced effects in all sectors of the economy.

India's fragmented property sector is undergoing a radical change, as far-reaching reforms drive consolidation. These variations, combined with the most affordable housing prices in decades, will trigger the real estate sales manifold as mentioned herein below. Market share of the Organised Developers could double within a span of 7-8 years from 8-10% to 20%, resulting in a sales CAGR of 30%. High-class developers are expected to benefit disproportionately from this cyclical upturn, provided they target the residential market.

Various factors like low house prices, decade-low mortgage rates and stable income growth have resulted in the best affordability for 15 years. This in turn should lead to a volume upswing, with policy support being the trigger point. Developers can also address the affordable-housing market, made feasible by tax incentives and less competition.

India is expected to witness an upward rise in the number of real estate deals in 2018, on the back of policy changes that have made the market more transparent. The Indian real estate sector has witnessed high growth in recent times with the rise in demand for office as well as residential spaces. India stood third in the US Green Building Council's ranking of the top-10 countries for LEED-certified buildings, with over 752 LEED-certified projects across 20.28 million gross square metres of space. The construction development sector in India received FDI equity inflows to the tune of US\$24.67 billion in the period between April 2000 and December 2017. (Source: IBEF, DIPP)

## Outlook

The Indian real estate market is expected to reach US\$180 billion by 2020 from US\$126 billion in 2015. Emergence of nuclear families, rapid urbanisation and rising household income are likely to remain the key drivers for growth in all spheres of real estate, including residential, commercial and retail. More than 70% of India's GDP will be contributed by the urban areas while the overall housing sector is expected to contribute ~11% to India's GDP by 2020. Private equity investments in real estate are estimated to grow to US\$ 100 billion by 2026 with Tier-I and II cities being the prime beneficiaries. SEBI has approved the REIT platform that will help create an opportunity worth ₹1.25 trillion in the Indian market over the next few years. The growing flow of FDI into Indian real estate is encouraging transparency. Developers, in order to attract funding, are revamping

their accounting and management systems to meet due diligence standards. (Source: IBEF, Business Standard)

## Opportunities and Threats

### Governmental initiatives

The Government of India along with several State Governments has taken numerous initiatives to encourage the development in the sector. The Smart Cities initiative which plans to build 100 'Smart Cities' has unleashed a plethora of opportunities for real estate companies. Below mentioned are some of the other major initiatives undertaken by governmental bodies:

- The Indian Government approved the launch of 'Housing for All by 2022' mission. Under this, 30 million houses will be built in India by 2022, mostly for the economically-weaker sections and low-income groups, by leveraging PPPs and interest subsidies.
- In February 2018, creation of National Urban Housing Fund was approved with an outlay of US\$ 9.27 billion.
- Under Pradhan Mantri Awas Yojana ('PMAY') - Urban 1,427,486 houses have been sanctioned in 2017-18. In March 2018, construction of additional 3,21,567 affordable houses was sanctioned under the scheme.
- The Central Government has extended the Credit Linked Subsidy Scheme till March 2019 and further relaxed the carpet area norms for MIG category I to 120 square metres from the existing 90 square metres and for category II, from 110 to 150 square metres.
- The Central Government announced a new PPP policy to promote private investments in affordable housing in line with its Housing for All by 2022 scheme. Also, Smart Cities Mission received an allocation of ₹2.04 lakh crores, covering 99 cities. (Source: IBEF, Grant Thornton)
- The Central Government has granted infrastructure status to affordable housing which will enable these projects to avail the associated benefits such as lower borrowing rates, tax concessions and increased flow of foreign and private capital. (Source: PIB)
- Though the Benami Transactions (Prohibition) Act, 1988 has been on the statute book since more than 28 years, the same could not be made operational because of certain inherent defects. With a view to providing effective regime for prohibition of benami transactions, the said Act was amended through the Benami Transactions (Prohibition) Amended Act, 2016. (Source: PIB)
- The PMAY was launched with the aim to provide housing at an affordable price to the weaker sections of the society, lower income group people, urban poor and rural poor. This envisions construction of around 20 million houses at an affordable price by March 31, 2022. The scheme is getting financial assistance of US\$ 31 billion from the Central Government.

## RERA and its implications

A major slowdown in residential property markets from 2013 onwards – combined with poor customer experience with disorganised and unscrupulous developers – has led to significant government reforms, the landmark one being the implementation of the Real Estate Regulation Act, 2016 (RERA) in 2017. RERA is customer driven and provides a major boost to transparency, increases working capital requirements, and significantly raises the property sector's overall entry barriers. Its objective – to enhance customer confidence in purchasing under-construction real estate projects – comes at a cost to developers; higher working capital and the risk of significant liabilities. RERA safeguards the customers in two important ways: developers must secure all project approvals before launching any sales process, and 70% of all project cashflow – excluding land costs – must be spent on construction. Both these initiatives make it difficult for the developers to rotate capital into multiple projects. Prior to RERA, developers used to front-load customer cashflow vis-à-vis the actual construction-expenditure outgo.

## GST impact

Real estate sector will invite GST at the rate of 12% with full input tax credit. According to the schedule of GST rates for services as approved by the council, real estate sector will comprise construction of a complex, building, civil structure or a part thereof, intended for sale to a buyer, wholly or partly. The value of land is included in the amount charged from the service recipient. These will be charged @ 12% with full input tax credit. In other words, it means all under-construction properties will invite a GST of 12%. However, GST will not be applicable for ready-to-move-in properties. However, there are still some variations for under-construction properties and confusion regarding the same. There are various stages for under-construction properties and GST will be dependent on it.

Given the weak property-pricing cycle, end- result has been a proliferation of "GST-Free" with developers reducing their own net realizations. The major positive impact has been that forcing developers to take responsibility for input taxes will make their entire supply chain far more organized, as the prevalence of cash transactions will fall.

## Segment-wise or product-wise performance

The Company has only one reportable segment, namely development of Real Estate property and one geographical segment, namely within India.

During the year under review, your Company reported a total revenue of ₹12,029.91 Lakhs against ₹11,887.81 Lakhs reported in 2016-17, an EBIDTA of ₹21,691.49 Lakhs against ₹17,983.88 Lakhs reported in the previous year. The Company reported a profit after tax of ₹378.85 Lakhs in 2017-18 against profit after tax of ₹1,462.02 Lakhs reported in the previous year.

The consolidated revenue of your Company during the year under review is ₹11,824.88 Lakhs compared to ₹11,051.72 Lakhs in the previous year, an EBIDTA of ₹21,908.14 Lakhs against ₹17,729.89

Lakhs reported in the previous year. The Company reported a consolidated profit after tax of ₹361.33 Lakhs in 2017-18 against ₹1,343.23 Lakhs reported in the previous year.

Despite unfavourable market conditions, construction activities across all our ongoing projects were in full swing. In order to drive sales, we announced no GST for our Emami City Project at Kolkata.

## Risk and Concerns

**Economic risk:** Economic volatility could affect profitability.

**Mitigation:** A robust Balance Sheet ensures that the Company possesses considerable cover against fluctuations. The Company is positioned in high growth markets, strategically selecting projects based on market and location demand.

**Industry risk:** Disruptions (material, labour and regulations) could impact operations.

**Mitigation:** The Company's core strength lies in robust project planning and execution, enhanced by strong procurement and people management.

**Funding risk:** One of the major challenges in this industry is to procure low cost funds, the unavailability of which hinders the progress of the projects.

**Mitigation:** Being part of a respected conglomerate, mobilizing debt at a cheaper rate places us in an advantageous position to mitigate the risk.

**Land availability risk:** Delay in availability of land may result in project delays resulting in loss of revenues and profits.

**Mitigation:** The Company's strategic business model of entering into joint agreements with land owners and developing projects not only incentivises land owners to provide their land (as they earn higher returns) but also reduces the capital deployed by the Company.

**Project completion risk:** One of the biggest problems in this sector is delay in the completion of projects and handover to the customers.

**Mitigation:** The strict policies followed by the Company along with partnerships with specialised partners (Larsen and Toubro) helps deliver projects on time.

**Quality risk:** Quality of raw materials used can affect the Company's end product.

**Mitigation:** The Company strives to achieve excellence and is driven to provide its customers with quality products. The Company uses ISI certified, best-in-class raw material from producers of established reputations.

**Cash flow risk:** Being a capital-intensive industry, any unavailability of cash may disrupt operations.

**Mitigation:** Most of the upcoming projects of the Company are expected to generate steady cash flows.

## Discussion on financial performance with respect to operational performance/ financial highlights

A comparative table showing the synopsis of the Profit and Loss statement for 2017-18 v/s 2016-17 is provided hereafter:

	(₹ in Lakhs)	
<b>P &amp; L Snapshot*</b>	<b>2017-18</b>	<b>2016-17</b>
Total revenues (₹ Lakhs)	11,824.88	11,051.72
Total expenses (₹ Lakhs)	11,567.25	9,552.05
EBIDTA (₹ Lakhs)	21,908.14	17,729.89
EBIDTA margin (%)	185.27	160.43
EBIT (₹ Lakhs)	21,865.26	17,694.77
EBIT margin (%)	184.91	160.11
Profit/(loss) before tax (₹ Lakhs)	257.63	1,499.67
Profit/(loss) after tax (₹ Lakhs)	361.33	1,343.23
Basic EPS	1.29	5.53

\*Consolidated

### Internal control systems and their adequacy

Our internal control systems are adequate and provide, among other things, reasonable assurance of recording transactions of operations in all material respects and of providing protection against misuse or losses from unauthorized use or disposition.

### Human resources

The Company's business is managed by a team of competent leaders. The Company imparts adequate training and appropriate working environment to retain the best talent. The Company enjoys excellent relations with its people and has not faced any employee unrest.

### Cautionary statement

This statement made in this section describes the Company's objectives, projections, expectations and estimations which may be 'forward looking statements' within the meaning of applicable securities laws and regulations. Forward-looking statements are based on certain assumptions and expectations of future events. The Company cannot guarantee that these assumptions and expectations are accurate or will be realised by the Company. Actual results could differ materially from those expressed in the statements or implied due to the influence of external factors which are beyond the control of the Company. The Company assumes no responsibility to publicly amend, modify or revise any forward-looking statements on the basis of any subsequent development, information or events.

# REPORT ON CORPORATE GOVERNANCE

## COMPANY'S PHILOSOPHY ON CODE OF CORPORATE GOVERNANCE

At Emami Infrastructure Limited, corporate governance has always been a focal point of attention with emphasis on the complete well-being of all constituents. Good corporate governance encompasses law, procedures, practices and implicit rules that determine the management's ability to take sound and informed business decisions vis-à-vis all its stakeholders i.e. shareholders, creditors, employees and the state. The Company's philosophy on corporate governance envisages attainment of the highest level of transparency, accountability, integrity and equity in all facets of its operations and in its interaction with stakeholders.

The Board of Directors of your Company is responsible for and committed to sound principles of Corporate Governance in the Company. The Board plays a pivotal role in overseeing how the management serves the short and long term interests of shareholders and other stakeholders. This belief is reflected in our governance practices, under which we strive to maintain an effective, informed and independent Board. We keep our governance practices under continuous review and benchmark ourselves to the best practices across the globe.

## BOARD OF DIRECTORS

### Composition of Board of Directors

The Board of Directors of the Company comprises of an optimum combination of Executive and Non-Executive Directors, including one woman Director, in conformity with the SEBI (Listing Obligations and Disclosure Requirements) Regulations, 2015 ("Listing Regulations"). The Board as on 31st March, 2018 consists of 8 Directors out of which 5 Directors are Independent Director.

The composition and category of the Directors on the Board are as follows:

Sl. No.	Name	Designation	Category
1.	Mr. Abhijit Datta (DIN: 00790029)	Chairman	Non-Executive Independent
2.	Mr. Hari Mohan Marda (DIN: 00855466)	Director	Non-Executive Independent
3.	Mr. Ram Gobind Ganeriwala (DIN: 00863042)	Director	Non-Executive Independent
4.	Mrs. Karabi Sengupta (DIN: 02534951)	Director	Non-Executive Independent
5.	Mr. Debasish Bhaumik (DIN: 06933306)	Director	Non-Executive Independent
6.	Mr. Basant Kumar Parakh (DIN: 00103176)	Director	Non-Executive Non-Independent
7.	Mr. Girja Kumar Choudhary (DIN: 00821762)	Whole-time Director & CFO	Executive
8.	Mr. Rajesh Bansal (DIN: 00645035)	Whole-time Director	Executive

### Board Meetings & Procedure

The Board meets at regular intervals to discuss and decide on Company/business policy and strategy apart from normal business. The Agenda of the meeting is circulated well in advance to all the Directors for facilitating effective discussion and decision making. In addition to the minimum information to be placed before the Board as per Regulation 17(7) of the Listing Regulations, the Board is also kept informed of major events wherever necessary.

### Number and dates of Board Meetings held during the year

Six Board meetings were held during the financial year on 27th May, 2017, 1st July, 2017, 12th September, 2017, 13th December, 2017, 11th January, 2018 and 14th February, 2018. The maximum time gap between any two meetings was less than 120 days as stipulated under Regulation 17(2) of the Listing Regulations.

Number of meetings held and attended during the year, attendance at the last Annual General Meeting (AGM) and the number of Directorships and Committee Membership(s) / Chairmanship(s) in other companies of each of the Directors as on 31st March, 2018 are as under:-

Name of Director	Board Meetings during the year		Attendance at the last AGM	Other Directorships	Membership(s)/ Chairmanship(s) of Board Committees in other companies
	Held	Attended			
Mr. Abhijit Datta	6	4	No	4	3 (including 2 as Chairman)
Mr. Hari Mohan Marda	6	6	Yes	8	4 (including 3 as Chairman)
Mr. Ram Gobind Ganeriwala	6	6	Yes	1	1
Mrs. Karabi Sengupta	6	5	Yes	2	1
Mr. Basant Kumar Parakh	6	3	Yes	2	-

Name of Director	Board Meetings during the year		Attendance at the last AGM	Other Directorships	Membership(s)/ Chairmanship(s) of Board Committees in other companies
	Held	Attended			
Mr. Debasish Bhaumik	6	6	Yes	3	1
Mr. Girja Kumar Choudhary	6	6	Yes	1	-
Mr. Rajesh Bansal	6	1	No	-	-
Mr. Sanjay Choudhary*	6	0	NA	-	-
Dr. K. Ramamurthy#	6	3	No	-	-

\*Resigned from Directorship of the Company w.e.f. 9th August, 2017

#Resigned from Directorship of the Company w.e.f. 30th March, 2018

#### Note:

1. Other directorships exclude directorships in Foreign Companies, Section 8 Companies and Private Limited Companies
2. Other Committee memberships/ chairmanships include Audit Committee and Stakeholders' Relationship Committee of Public Limited Companies only
3. None of the Directors of the Company is related to each other
4. None of the non-executive directors hold any shares in the Company. The Company has not issued any convertible securities.

None of the Directors on the Board is a member of more than 10 Board Level Committees or Chairman of more than 5 such Committees as specified in Regulation 26(1) of the Listing Regulations, across all the listed entities in which he/she is a Director.

None of the Independent Directors is acting as an Independent Director in more than 7 listed companies as required pursuant to Regulation 25 of the Listing Regulations. The details of familiarization program imparted to Independent Directors is available on the Company's website at the weblink: <https://www.emamirealty.com/investor-relation/emami-infrastructure-ltd>

## COMMITTEES OF THE BOARD

The Board Committees play a crucial role in the governance structure of the Company and have been constituted to deal with specific areas / activities which concern the Company and need a closer review. The Board Committees are set up under the formal approval of the Board to carry out clearly defined roles as a part of good governance practice. The minutes of the meetings of all the Committees are placed before the Board for review.

The Board has currently established the following Committees:

- Audit Committee
- Stakeholders' Relationship Committee
- Nomination & Remuneration Committee
- Finance Committee
- Corporate Social Responsibility Committee
- Merger Committee

### Audit Committee

As on March 31, 2018, the Committee consists of 3 Directors, who bring with them vast experience in the field of operations, finance and accounts. The Committee comprises of:

Sl. No.	Name	Category	Designation
1.	Mr. Ram Gobind Ganeriwala	Non-Executive Independent	Chairman
2.	Mr. Hari Mohan Marda	Non-Executive Independent	Member
3.	Mr. Girja Kumar Choudhary	Executive	Member

The Chairman of the Audit Committee is an Independent Director and the Company Secretary acts as the Secretary to the Committee. The Chairman of the Audit Committee attended the previous Annual General Meeting held on 21st September, 2017.

The Committee's composition and its terms of reference meet the requirements of Section 177 of the Companies Act, 2013 and Regulation 18 of the Listing Regulations.

The Audit Committee of the Company is entrusted with the responsibility to supervise the Company's internal controls and financial reporting process and inter-alia performs the following functions:

- i. Oversight of the Company's financial reporting process and the disclosure of its financial information to ensure that the financial statement is correct, sufficient and credible;
- ii. Recommendation for appointment, remuneration and terms of appointment of auditors of the Company;
- iii. Approval of payment to statutory auditors for any other services rendered by the statutory auditors;
- iv. Reviewing, with the management, the annual financial statements and auditor's report thereon before submission to the board for approval, with particular reference to:

- a. Matters required to be included in the Director's Responsibility Statement to be included in the Board's Report in terms of Clause (c) of sub-section (3) of Section 134 of the Companies Act, 2013
- b. Changes, if any, in accounting policies and practices and reasons for the same
- c. Major accounting entries involving estimates based on the exercise of judgment by management
- d. Significant adjustments made in the financial statements arising out of audit findings
- e. Compliance with listing and other legal requirements relating to financial statements
- f. Disclosure of any related party transactions
- g. Modified opinion(s) in the draft audit report
- v. Reviewing, with the management, the quarterly financial statements before submission to the board for approval;
- vi. Reviewing, with the management, the statement of uses / application of funds raised through an issue (public issue, rights issue, preferential issue, etc.), the statement of funds utilized for purposes other than those stated in the offer document / prospectus / notice and the report submitted by the monitoring agency monitoring the utilisation of proceeds of a public or rights issue, and making appropriate recommendations to the Board to take up steps in this matter;
- vii. Reviewing and monitoring the auditor's independence and performance, and effectiveness of audit process;
- viii. Approval or any subsequent modification of transactions of the company with related parties;
- ix. Scrutiny of inter-corporate loans and investments;
- x. Valuation of undertakings or assets of the Company, wherever it is necessary;
- xi. Evaluation of internal financial controls and risk management systems;
- xii. Reviewing, with the management, performance of statutory and internal auditors, adequacy of the internal control systems;
- xiii. Reviewing the adequacy of internal audit function, if any, including the structure of the internal audit department, staffing and seniority of the official heading the department, reporting structure coverage and frequency of internal audit;
- xiv. Discussion with internal auditors of any significant findings and follow up there on;
- xv. Reviewing the findings of any internal investigations by the internal auditors into matters where there is suspected fraud or irregularity or a failure of internal control systems of a material nature and reporting the matter to the Board;
- xvi. Discussion with statutory auditors before the audit commences, about the nature and scope of audit, audit observations as well as post-audit discussion to ascertain any area of concern;
- xvii. To look into the reasons for substantial defaults in the payment to the depositors, debenture holders, shareholders (in case of non-payment of declared dividends) and creditors;
- xviii. To review the functioning of the Whistle Blower mechanism;
- xix. Approval of appointment of CFO (i.e., the Whole-time Finance Director or any other person heading the finance function or discharging that function) after assessing the qualifications, experience and background, etc. of the candidate.
- xx. Carrying out any other function as is mentioned in the terms of reference of the audit committee
- xxi. The Committee shall mandatorily review the following:
  - (a) Management discussion and analysis of financial condition and results of operations;
  - (b) Statement of significant related party transactions (as defined by the audit committee), submitted by management;
  - (c) Management letters / letters of internal control weaknesses issued by the statutory auditors;
  - (d) Internal audit reports relating to internal control weaknesses; and
  - (e) the appointment, removal and terms of remuneration of the chief internal auditor shall be subject to review by the audit committee.
  - (f) Statement of deviations:
    - I. Quarterly statement of deviation(s) including report of monitoring agency, if applicable, submitted to stock exchange(s) in terms of Regulation 32(1).
    - II. Annual statement of funds utilized for purposes other than those stated in the offer document/prospectus/ notice in terms of Regulation 32(7).

During the financial year ended March 31, 2018, Audit Committee met 5 (five) times on 27th May, 2017, 1st July, 2017, 12th September, 2017, 13th December, 2017 and 14th February, 2018, wherein all the members of the Committee were present.

### Stakeholders' Relationship Committee

As on March 31, 2018, the Committee comprises of Mr. Ram Gobind Ganeriwala, Independent Director, as the Chairman and Mr. Basant Kumar Parakh and Mr. Girja Kumar Choudhary as Members. The composition and the terms of reference of the Committee meet with the requirements of Section 178 of the Companies Act, 2013 and Regulation 20 of the Listing Regulations. The Company Secretary acts as the Secretary to the Committee. The Chairman of the Stakeholders' Relationship Committee attended the previous Annual General Meeting held on 21st September, 2017.

During the period under review, only one meeting of the Committee was held on 8th May, 2017. All the members were present at the said meeting, except Mr. Basant Kumar Parakh, who was granted leave of absence.



The Committee has been constituted to monitor and review investors' grievance and carry out procedural matters relating to share transfer, etc. and overseeing the functioning of the Registrar and Share Transfer Agent of the Company.

The Committee shall consider and resolve the grievances of the security holders of the Company including complaints related to transfer of shares, non-receipt of annual report and non-receipt of declared dividends.

During the year under review, no complaint was received by the Company. No complaint was posted on SCORES, the web based complaint redressal system of SEBI.

The name, designation and address of Compliance Officer of the Company is as under:

<b>Name and Designation</b>	Ms. Payel Jain, Company Secretary
<b>Address</b>	Acropolis, 13th Floor, 1858/1, Rajdanga Main Road, Kasba, Kolkata – 700 107
<b>Contacts</b>	Phone: 033 6625 1216
<b>E-mail</b>	payel.jain@emamirealty.com

### Nomination & Remuneration Committee

As on March 31, 2018, the Committee comprises of Mr. Hari Mohan Marda as the Chairman and Mr. Abhijit Datta and Mr. Ram Gobind Ganeriwala as Members. The Committee's composition and its terms of reference meet the requirements of Section 178 of the Companies Act, 2013 and Regulation 19 of the Listing Regulations.

The Company Secretary acts as the Secretary to the Committee. The Chairman of the Nomination & Remuneration Committee attended the previous Annual General Meeting held on 21st September, 2017.

Terms of Reference of the Committee, inter alia, includes the following:

- Formulation of the criteria for determining qualifications, positive attributes and independence of a director and recommend to the board of directors a policy relating to, the remuneration of the directors, key managerial personnel and other employees;
- Formulation of criteria for evaluation of performance of independent directors and the board of directors;
- Devising a policy on diversity of board of directors;
- Identifying persons who are qualified to become directors and who may be appointed in senior management in accordance with the criteria laid down, and recommend to the board of directors their appointment and removal;
- Whether to extend or continue the term of appointment of the independent director, on the basis of the report of performance evaluation of independent directors;
- To carry out any other function as is mandated by the Board

from time to time and / or enforced by any statutory notification or modification as may be applicable.

During the year under review, two meetings were held on 27th May, 2017 and 12th September, 2017. The attendance of the Members of the Committee is mentioned below:

<b>Name of the Member</b>	<b>No. of meetings held</b>	<b>No. of meetings attended</b>
Mr. Hari Mohan Marda	2	2
Mr. Abhijit Datta	2	1
Mr. Ram Gobind Ganeriwala	2	2

### Performance evaluation criteria for Independent Directors

During the year under review, the performance of the Independent Directors were evaluated on parameters such as, qualification, level of governance in meetings, preparedness for the meeting, experience, knowledge and competence, fulfilment of functions, ability to function as a team, initiative, availability and attendance, integrity, adherence to the code of conduct, independence of views and judgement, safeguarding interest of whistle-blowers under vigil mechanism, etc.

### Remuneration policy

The success of the organization in achieving good performance and good governing practices depends on its ability to attract and retain individuals with requisite knowledge and excellence as executive and non-executive directors.

The Remuneration Policy of the Company is attached as **Annexure 5** to the Board's Report.

### Details of Remuneration to all Directors:

A) The details of sitting fees for the Financial Year 2017-18 paid to the Non-Executive Directors and their shareholding in the Company are as under:

<b>Name of the Directors</b>	<b>Sitting Fees (₹ in Lakhs)</b>	<b>No. of shares held as on 31.03.2018</b>
Mr. Abhijit Datta*	1.03	NIL
Mr. Hari Mohan Marda^	3.23	NIL
Mr. Ram Gobind Ganeriwala	1.20	NIL
Mrs. Karabi Sengupta#	1.45	NIL
Mr. Debasish Bhaumik	0.68	NIL
Mr. Basant Kumar Parakh	0.30	NIL

\*includes ₹0.55 Lacs form Zandu Realty Limited, the Amalgamating Company.

^ includes ₹1.5 Lacs form Zandu Realty Limited, the Amalgamating Company.

# includes ₹0.95 Lacs form Zandu Realty Limited, the Amalgamating Company.

No commission was paid to the Directors during the year ended 31st March, 2018.

B) Details of Remuneration paid to the Whole-time Directors for the financial year 2017-18 are as under:

(₹ in Lakhs)

Name of Director	Mr. Girja Kumar Choudhary	Mr. Rajesh Bansal	Mr. Sanjay Choudhary*	Dr. K Ramamurthy#
Salary	126.35	17.97	8.23	122.02
Contribution to Provident Fund	9.00	1.08	-	-
Contribution to National Pension Fund	7.50	-	-	-
Bonus and Other allowances	2.32	0.95	-	5.43
<b>Total</b>	<b>145.17</b>	<b>20.00</b>	<b>8.23</b>	<b>127.45</b>

\*Resigned from Directorship of the Company w.e.f. 9th August, 2017

#Resigned from Directorship of the Company w.e.f. 30th March, 2018

### Service Contracts, Severance Fee, Notice Period and Stock Options

The appointment of the Executive Directors is governed by resolutions passed by the Board and the Shareholders of the Company, the Service Contracts entered into with them and the Remuneration Policy of the Company, all of which covers the terms and conditions of such appointment. There is no separate provision for payment of severance fee under the resolutions governing the appointment of Executive Directors. A notice of three months is required to be given by a Director seeking to vacate office.

Formal appointment letters are issued to Independent Directors. As required by Regulation 46 of the Listing Regulations, the terms and conditions of appointment of Independent Directors is available on the Company's website and can be accessed at <https://www.emamirealty.com/investor-relation/emami-infrastructure-ltd>

The Company has no stock option plans and hence such instruments do not form a part of the remuneration package payable to any Executive and/or Non-Executive Director. During the year under review, none of the Directors was paid any performance-linked incentive.

### Finance Committee

As on March 31, 2018, the Committee comprises of Mr. Hari Mohan Marda as the Chairman, and Mr. Girja Kumar Choudhary as Member. During the period under review, Mr. Sanjay Choudhary resigned from the directorship of the Company and membership of the Committee w.e.f. 9th August, 2017 and Dr. K. Ramamurthy who was appointed as a member of the Committee on 27th May, 2017, resigned from the directorship of the Company and membership of the Committee w.e.f. 30th March, 2018. The Company Secretary acts as the Secretary to the Committee.

The terms of Reference of the Committee, includes the following:

- Opening, modification and closure in operation of Bank Accounts;
- Reviewing and considering periodical budgets of the Company and approval of capital expenditures;
- Opening, modification and closure of trading and demat accounts required for securities, derivatives, foreign currency and all other options;

- To borrow money by way of loan (including foreign currency loans) for the purpose of Company's business, including but not limited to refinancing the existing debt, capital expenditure, general corporate purposes and take necessary actions connected therewith, pursuant to Section 179(3)(d) of the Companies Act, 2013 ("Act") subject to the limits as sanctioned by the Members under Section 180(1)(c) of the Act from time to time;
- To approve creation of security interest/ charge on the movable and immovable assets of the Company, wherever situate, present and future, in such form and manner and with such ranking as to priority and for such time and on such terms as the Committee may determine, in favour of any person including, but not limited to, financial / investment institution(s), bank(s), corporate body(ies), etc. to secure the loans, borrowings, debentures, and / or working capital facilities and other credit facilities availed / to be availed by the Company, subject to the limits as sanctioned by the Members under Section 180(1)(a) of the Act from time to time;
- To acquire, invest and/or deploy the funds of the Company in inter-corporate investments, debt/ equity/ quasi-equity securities or instruments, derivatives, bonds/debentures (whether fully, partially or optionally convertible or non-convertible) and/or in other financial/ money market instruments of one or more bodies corporate, banks and other financial institutions, units of mutual funds or by contribution to the capital of LLPs in one or more tranches, pursuant to Section 179(3)(e) and Section 186 of the Act, subject to the limits sanctioned by the Members pursuant to Section 186 of the Act from time to time;
- Provide corporate guarantee of the Company for credit facilities availed by the Company/ its subsidiaries or by any other entity, pursuant to Section 179(3)(f) and Section 186 of the Act, subject to the limits as sanctioned by the Members pursuant to Section 186 of the Act from time to time;
- To approve loans and advances pursuant to Section 179(3)(f) and Section 186 of the Act, subject to the limits sanctioned by the Members pursuant to Section 186 of the Act from time to time;

- ix. To apply for and obtain any registration/ enrolment/ certificates from any statutory authority(ies) including but not limited to import-export code, trade license, GST, VAT, etc. from time to time and also to authorise updation/ modifications/ alterations, etc. in any of the existing registrations of the Company;
- x. Any other financial issues or other matters, whether out of and incidental to these functions or not, as may be assigned by the Board;
- xi. Delegate authorities from time to time to the executives, officers and other authorised persons to implement the Committee's decisions;
- xii. Authorise Directors, Officers and other Authorised Persons for execution of necessary documents and affixing Common Seal of the Company, as may be required for implementing decisions taken by the Board or any Committee thereof;
- xiii. To authorize any directors/ Company Secretary and/or other officials of the Company/ any other person for signing/ filing necessary reply/rejoinder affidavits etc. and/or appear before the Tribunal/ Courts/ Arbitrators as applicable
- xiv. To take all decisions in connection with any arrangement, document or matter necessary, ancillary, incidental or desirable to give effect to all its powers and authority."

During the year under review, seven meetings of the Committee were held on 8th May, 2017, 23rd May, 2017, 2nd November, 2017, 22nd December, 2017, 19th January, 2018, 15th March, 2018 and 26th March, 2018.

The attendance of the Members of the Committee is mentioned below:

Name of the Member	No. of meetings held	No. of meetings attended
Mr. Hari Mohan Marda	7	7
Mr. Girja Kumar Choudhary	7	7
Mr. Sanjay Choudhary*	7	-
Dr. K Ramamurthy#	7	3

\* ceased to be a member w.e.f 9th August, 2018

# appointed as member of the Committee w.e.f. 27th May, 2017 & ceased to be a member w.e.f. 30th March, 2018.

### Merger Committee

The Merger Committee was constituted by the Board of Directors in its meeting held on 1st July, 2017. As on March 31, 2018, the Committee comprises of Mr. Hari Mohan Marda as the Chairman, and Mr. Debasish Bhaumik and Mr. Girja Kumar Choudhary as Members. The Company Secretary acts as the Secretary to the Committee.

The terms of Reference of the Committee, includes the following:

- i. To carry out all functions, exercise all powers and do all acts, deeds and things and take all decisions in connection with

amalgamation of Zandu Realty Limited with the Company;

- ii. To fix / take note of the record date for determining the names of the eligible shareholders of the Transferor Company who will be entitled to receive Equity shares of the Company pursuant to the Scheme of Amalgamation for merger of Zandu Realty Ltd. into the Company;
- iii. To decide all matters relating to the issue and allotment of equity shares of ₹2/- each,
- iv. To credit the equity shares so allotted through NSDL/ CDSL/ Other depository to the concerned beneficiary account and to issue the equity share certificates to the shareholders holding the shares in physical form;
- v. To carry out any other function in this connection, as is mandated by the Board from time to time and /or enforced by any statutory notification or modification as may be applicable;

During the period under review, only one meeting of the Committee was held on 12th October, 2017, wherein all the members of the Committee were present.

### Corporate Social Responsibility Committee

The Corporate Social Responsibility Committee was constituted by the Board of Directors in its meeting held on 27th May, 2017. As on March 31, 2018, the Committee comprises of Mrs. Karabi Sengupta as the Chairman, and Mr. Debasish Bhaumik and Mr. Girja Kumar Choudhary as Members. The Company Secretary acts as the Secretary to the Committee.

The terms of Reference of the Committee, includes the following:

- i. To formulate and recommend to the Board, a Corporate Social Responsibility ("CSR") Policy which shall indicate the activities to be undertaken by the Company as specified in Schedule-VII of the Act;
- ii. To recommend the amount of expenditure to be incurred on the CSR activities in a financial year;
- iii. To monitor the CSR Policy of the Company from time to time;
- iv. To institute a transparent monitoring mechanism for implementation of the CSR projects or programs or activities undertaken by the Company;
- v. Any other matter/ thing as may be considered expedient by the members in furtherance of and to comply with the CSR Policy of the Company.
- vi. To carry any other function as is mandated by Board from time to time and/or enforced by any statutory notification, amendment or modification as may be necessary or appropriate for performance of its duties.

During the period under review, only one meeting of the Committee was held on 1st July, 2017, wherein all the members of the Committee except Mrs. Karabi Sengupta, were present.

## INDEPENDENT DIRECTORS' MEETING

During the period under review, Independent Directors met on 14th February, 2018, inter-alia, to discuss:

- a) Evaluation of the Performance of the Non-Independent Directors and Board of Directors as a whole;
- b) Evaluation of the quality, content and timelines of flow of information between the Management and the Board that is necessary for the Board to perform its duties effectively and reasonably.

All the Independent Directors were present in the said meeting.

## GENERAL BODY MEETINGS:

### A. General Meetings

- i. Annual General Meetings:

Year	Day, Date & Time	Venue
2016-17	Thursday, 21st September, 2017 at 11.00 A.M.	"Emami Tower", 687 Anandapur, E. M. Bypass, Kolkata 700 107
2015-16	Thursday, 29th September, 2016 at 12:00 Noon	
2014-15	Wednesday, 9th September, 2015 at 2:30 P.M.	

- ii. Court Convened Meetings of the Equity Shareholders, Secured Creditors, Unsecured Creditors and Debenture Holders of the Company were held on 20th January, 2018 at 11.00 A.M., 12 Noon, 1.00 P.M., and 2.00 P.M. respectively at Emami Tower, 687 Anandapur, E. M. Bypass, Kolkata 700 107 in terms of the Order of the Hon'ble National Company law Tribunal, Kolkata Bench dated 11th December, 2017 for the purpose of considering and if thought fit, approving with or without modification(s), the arrangement embodied in the Scheme of Amalgamation of Zandu Realty Limited ("Transferor Company") with the Company ("Transferee Company") and their respective shareholders and creditors ("Scheme") pursuant to the provisions of Sections 230 to 232 of Companies Act, 2013. The resolution for approval of the Scheme was overwhelmingly approved by the shareholders, creditors and debenture holders.

### B. Whether any special resolutions passed in the previous three annual general meetings:

- a. Special Resolution passed in the AGM held on 21st September, 2017:
  - i. Approval to issue/ offer/ invite for subscription to Secured/ Unsecured Redeemable Non-Convertible Debentures;
  - ii. Authority provided to the Board to borrow upto ₹5000 Cr under section 180(1)(c) of the Companies Act, 2013;
  - iii. Appointment of Dr. Kalyanasundaram Ramamurthy as the Whole-time Director and variation in terms of remuneration payable to him;
  - iv. Re-appointment of Mr. Girja Kumar Choudhary as the Whole-time Director & CFO and variation in terms of remuneration payable to him;
  - v. Variation in terms of remuneration of Mr. Rajesh Bansal, Whole-time Director;
- b. Special Resolution passed in the AGM held on 29th September, 2016:
  - vi. Appointment of Mr. Rajesh Bansal as the Whole-time Director;
  - vii. Appointment of Mr. Sanjay Choudhary as the Whole-time Director;
  - viii. Revision in Remuneration of Mr. Girja Kumar Choudhary, Whole-time Director & CFO;
  - ix. Authority provided to the Board to borrow upto ₹4000 Cr under section 180(1)(c) of the Companies Act, 2013;
  - x. Authority provided to the Board to create charge/ mortgage under section 180(1)(a) of the Companies Act, 2013 upto the borrowing limit of the Company; and
  - xi. Authority provided to the Board to issue/ offer/ invite for subscription, Secured/ Unsecured Redeemable Non-Convertible Debentures on private placement basis.
- c. No Special Resolution was passed in the AGM held on 9th September, 2015:

### C. Whether any special resolution passed last year through postal ballot, person who conducted the postal ballot exercise and details of voting pattern:

During the year under review, no special resolution has been passed through the exercise of postal ballot.

However the Company conducted postal ballot and e-voting for obtaining approval to the Scheme of Amalgamation of Zandu Realty Limited with the Company by shareholders as required by SEBI Circular No. CFD/DIL3/CIR/2017/21 dated 10th March, 2017. The resolution for approval of the Scheme was overwhelmingly approved by the shareholders of the Company.

### D. Whether any special resolution is proposed to be conducted through postal ballot: None

## MEANS OF COMMUNICATION

- Publication of results: The Company publishes its quarterly and annual results in newspapers such as "Business Standard", "Financial Express" and "Ek Din". The same are also submitted to the Stock Exchanges.
- News, Releases etc.: The Company has a website [www.emamirealty.com](http://www.emamirealty.com) and all vital information relating to the Company and its performance including financial results are regularly posted on the Company's website.
- During the year under review, the Company did not make any presentation to institutional investors or to analysts.

## GENERAL SHAREHOLDER INFORMATION

### i. AGM Details

Date	27th September, 2018
Time	10.30 A.M.
Venue	777 Anandapur, E.M. Bypass, Kolkata-700107

### ii. Financial Calendar

Financial year - 1st April, 2018 to 31st March, 2019

Financial Reporting for the Year 2018-19 :

Particulars	Quarter/ year ending	Tentative Schedule*
Unaudited Financial Results (1st Quarter)	Q.E. 30.06.2018	On or before 14th August, 2018
Unaudited Financial Results (2nd Quarter)	Q.E. 30.09.2018	On or before 14th November, 2018
Unaudited Financial Results (3rd Quarter)	Q.E. 31.12.2018	On or before 14th February, 2019
Audited Financial Results (4th Quarter/Annual)	Y.E. 31.03.2019	On or before 30th May, 2019

\* tentative and subject to change

iii. Book closure Dates	21st September to 27th September, 2018 (Both days inclusive)
iv. Dividend Payment Date	Not Applicable
v. Listing on Stock Exchanges	BSE Limited (BSE) National Stock Exchange of India Ltd. (NSE) The Calcutta Stock Exchange Limited (CSE) The listing fees for financial year 2018-19 to BSE, NSE and CSE have been paid.
vi. Stock Code	Trading symbol BSE Limited – 533218 NSE – EMAMIINFRA CSE - 15214
vii. Demat ISIN No.	Equity shares - ISIN No. : INE778K01012 Non-Convertible Debentures– INE716J07078, INE716J07086, INE778K07019, INE778K07027
Corporate Identity No.	L45400WB2008PLC121426

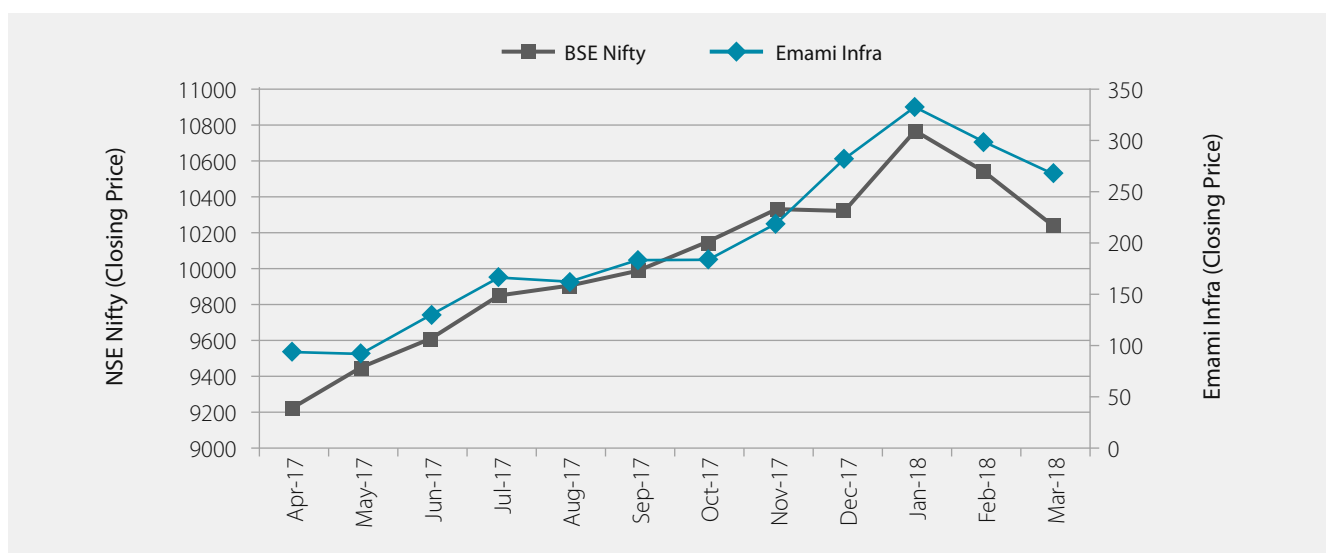
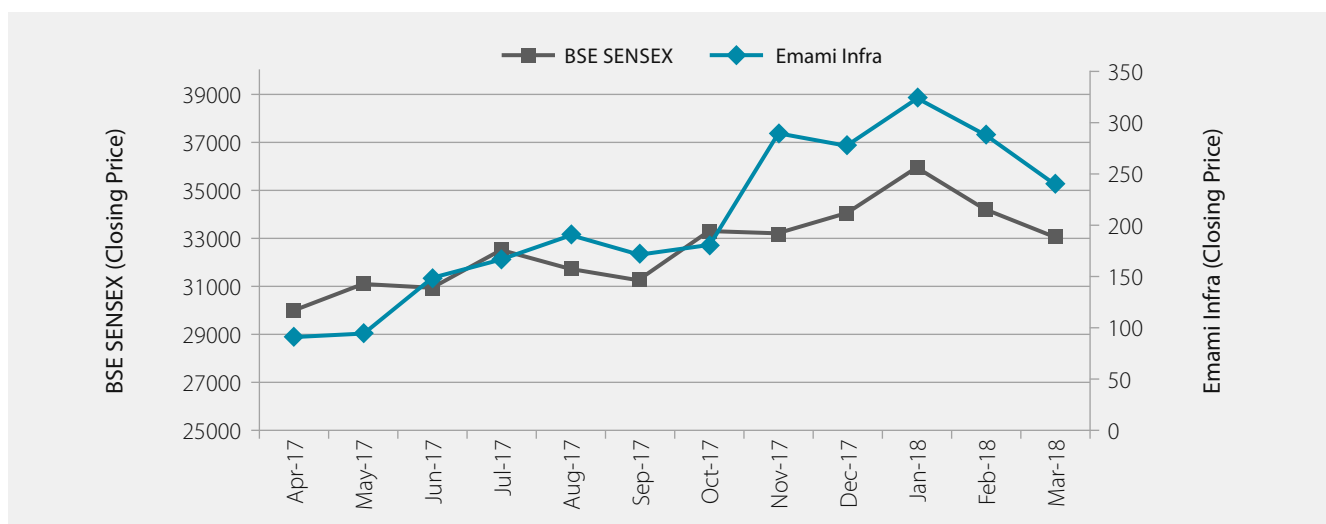
### viii. Market Price Data

High, Low and Close during each month in the last financial year at BSE and NSE:

Month	BSE		NSE	
	High (₹)	Low (₹)	High (₹)	Low (₹)
Apr 2017	103.50	85.65	103.60	86.00
May 2017	97.80	84.00	99.00	83.10
Jun 2017	153.80	93.55	154.40	93.35
Jul 2017	183.10	153.00	183.80	153.95
Aug 2017	201.30	127.55	201.95	127.25
Sep 2017	205.15	166.80	205.35	164.35
Oct 2017	198.65	169.00	198.50	167.15
Nov 2017	294.15	177.05	292.60	176.35
Dec 2017	315.00	261.15	314.65	226.25
Jan 2018	406.00	270.25	406.00	270.30
Feb 2018	362.00	248.00	364.00	249.80
Mar 2018	295.00	235.05	295.00	237.15

[Source: This information is compiled from the data available from the websites of BSE and NSE]

### ix. Performance in comparison to broad based indices:





**x. Registrar and Share Transfer Agent and Share Transfer System**

The Company's share transfers are handled by Maheshwari Datamatics Pvt. Ltd., Registrar and Transfer Agents (RTA).

Maheshwari Datamatics Pvt. Ltd.  
23, R.N. Mukherjee Road, 5th Floor,  
Kolkata - 700 001  
Tel No.: 033 2248 2248, 2243 5029  
Fax No.: 033 2248 4787  
Email Id: mdpldc@yahoo.com

**xi. Share Transfer System**

The shares received in physical mode by the Company/ RTA are transferred expeditiously provided the documents are complete and shares under transfer are not under dispute. Confirmation in respect of the request for dematerialization of shares is sent to respective depositories – National Securities Depository Limited (NSDL)/Central Depository Services (India) Limited (CDSL) within stipulated period.

**xii. Distribution of Shareholding and shareholding pattern as on March 31, 2018****Distribution of Shareholding:**

Shareholding	Shareholding		Shares	
	Number	% of Total	Number	% of Total
Upto 500	12,104	88.61	11,91,833	4.90
501 to 1000	694	5.08	5,75,913	2.37
1001 to 2000	371	2.72	5,82,009	2.39
2001 to 3000	126	0.92	3,24,603	1.34
3001 to 4000	80	0.58	2,90,673	1.20
4001 to 5000	58	0.42	2,77,001	1.14
5001 to 10000	95	0.70	6,86,470	2.83
10001 and above	132	0.97	2,03,69,890	83.83
<b>Grand Total</b>	<b>13,660</b>	<b>100</b>	<b>2,42,98,392</b>	<b>100</b>

**Shareholding Pattern:**

Sl. No.	Description	No. of shares	Percentage of capital
I.	<b>Promoter and Promoter group</b>	<b>1,41,08,278</b>	<b>58.06</b>
II.	<b>Public Shareholding</b>		
1.	Institutions		
	Foreign Portfolio Investors	38,769	0.16
	Financial Institutions/Banks	24,244	0.10
2.	Non-Institutions		
a.	Bodies Corporate	41,60,401	17.12
b.	Individuals	50,45,936	20.77
c.	NBFC registered with RBI	1,200	0.01
d.	Non Resident Individual	87,489	0.36
e.	Clearing Member	8,32,075	3.42
	<b>Sub-total</b>	<b>1,01,90,114</b>	<b>41.94</b>
	<b>Total (I) +(II)</b>	<b>2,42,98,392</b>	<b>100.00</b>

**xiii. Dematerialization of shares and liquidity:**

As on March 31, 2018, 2,42,77,499 shares of the Company, aggregating to 99.91% of the paid up share capital of the Company was held in dematerialised form with the NSDL and CDSL.

**xii. Outstanding convertible instruments, conversion date and likely impact on equity:**

The Company has not issued any GDRs/ ADRs/ Warrants or any Convertible instruments.

**xiii. Commodity price risk or foreign exchange risk and hedging activities**

Not applicable

**xiv. Plant Locations**

Not Applicable

**xv. Address For Correspondence****Registered Office:**

Acropolis, 13th Floor,  
1858/1 Rajdanga Main Road, Kasba  
Kolkata 700 107  
Tel No. 033 – 6625 1200  
E-mail: infra@emamirealty.com

## DISCLOSURES

### 1. Related party transactions:

All contracts with our affiliates entered into during the year have no potential conflict of interests of the Company at large and are being carried out at an arm's length at fair market value.

Details of such transactions as per requirement of applicable Accounting Standard are disclosed in Note No. 40 to the Financial Statements.

The policy on dealing with related party transactions may be referred to, at the Company's website at the weblink: <https://www.emamirealty.com/investor-relation/emami-infrastructure-ltd>

### 2. Details of non-compliance by the Company:

There has been no non-compliance and no strictures/ penalties have been imposed on the Company by the Stock Exchanges or the Securities and Exchange Board of India (SEBI) or any statutory authority on any matters related to capital markets during the last three years.

### 3. Whistle Blower Policy

The Company has formed a Whistle Blower Policy/ Vigil Mechanism as required under Section 177 of the Companies Act, 2013 and Regulation 22 of the Listing Regulations. A Vigil (Whistle Blower) mechanism provides a channel to the employees and Directors to report to the management concerns about unethical behavior, actual or suspected fraud or violation of the Codes of conduct or policy. The said policy may be referred to, at the Company's website at the weblink: <https://www.emamirealty.com/investor-relation/emami-infrastructure-ltd>

None of the officials/personnel of the Company has been denied access to the Audit Committee. The Vigilance Officer/ Chairman of Audit Committee has not received any complaint during the financial year ended 31st March, 2018.

### 4. Compliance with requirements of Corporate Governance pursuant to SEBI (Listing Obligations & Disclosure Requirements) Regulations, 2015:

The Company has complied with all the mandatory requirements of Corporate Governance of the Listing Regulations and has adopted the following discretionary requirements of Part E of Schedule II as mentioned in Regulation 27(1) of the Listing Regulations:

i. Modified opinion(s) in audit report

The Company is in the regime of financial statements with unmodified audit opinion.

ii. Reporting of Internal Auditor

The Internal Auditor directly reports to the Audit Committee

5. The Company has formed a policy on material subsidiary as required under Regulation 24 of the Listing Regulations. The said policy may be referred to, at the Company's website at weblink: <https://www.emamirealty.com/investor-relation/emami-infrastructure-ltd>

6. The Company is not dealing in commodity and hence disclosure relating to commodity price risks and commodity hedging activities are not applicable.

---

## Declaration Affirming Compliance with the Code of Conduct

(Regulation 34(3), read with Schedule V(D) of the SEBI Listing Regulations, 2015)

As required under Regulation 34(3) read with Schedule V(D) of the SEBI (Listing Obligations and Disclosure Requirements) Regulations, 2015, and read with Regulation 26(3) of the SEBI (Listing Obligations and Disclosure Requirements) Regulations, 2015, I, Girja Kumar Choudhary, Whole-time Director & CFO of Emami Infrastructure Limited, hereby confirm that the Company has obtained from all the members of the Board and Senior Management, affirmation that they have complied with the Code of Conduct for Directors and Senior Management in respect of financial year 2017-18.

For Emami Infrastructure Limited

Place: Kolkata  
Date: 30th May, 2018

Girja Kumar Choudhary  
Whole-time Director & CFO

# CFO CERTIFICATION

To  
Board of Directors  
**Emami Infrastructure Limited**

1. I have reviewed the Financial Statements and the Cash Flow Statement of Emami Infrastructure Limited for the year ended 31st March, 2018 and that to the best of my knowledge and belief, I state that:
  - (a) these statements do not contain any materially untrue statement or omit any material fact or contain statements that might be misleading;
  - (b) these statements together present a true and fair view of the Company's affairs and are in compliance with existing accounting standards, applicable laws and regulations;
2. There are, to the best of my knowledge and belief, no transactions entered into by the Company during the year which are fraudulent, illegal or violative of the Company's Code of Conduct;
3. I accept responsibility for establishing and maintaining internal controls and that I have evaluated the effectiveness of the internal control systems of the Company and I have disclosed to the auditors and the Audit Committee, deficiencies in the design or operation of such internal controls, if any, of which I am aware and necessary steps have been taken to rectify these deficiencies.
4. I have indicated to the Auditors and Audit Committee:
  - (a) Significant changes, if any, in internal control over the financial reporting during the year;
  - (b) Significant changes, if any, in accounting policies during the year and that the same have been disclosed in the notes to the financial statements; and
  - (c) Instances of significant fraud of which I have become aware and the involvement therein, if any, of the management or an employee having a significant role in the Company's internal control system over the financial reporting.

For Emami Infrastructure Limited

Place: Kolkata  
Date: 30th May, 2018

Girja Kumar Choudhary  
*Whole-time Director & CFO*

# INDEPENDENT AUDITOR'S CERTIFICATE ON CORPORATE GOVERNANCE

as stipulated under SEBI (Listing Obligations and Disclosure Requirements) Regulations, 2015

To  
The Members of  
**Emami Infrastructure Limited**

We, S.K. Agrawal & Company, Chartered Accountants, the Statutory Auditors of Emami Infrastructure Limited ("the Company"), have examined the compliance of conditions of Corporate Governance by the Company, for the year ended on 31st March, 2018, as stipulated in Regulations 17 to 27 and clauses (b) to (i) of Regulation 46(2) and para C and D of Schedule V to the SEBI (Listing Obligations and Disclosure Requirements) Regulations, 2015 (the "Listing Regulations").

## **Management's Responsibility**

The compliance of conditions of Corporate Governance is the responsibility of the Management. This responsibility includes the design, implementation and maintenance of internal control and procedures to ensure compliance with the conditions of the Corporate Governance stipulated in the Listing Regulations.

## **Auditor's Responsibility**

Our responsibility is limited to examining the procedures and implementation thereof, adopted by the Company for ensuring compliance with the conditions of the Corporate Governance. It is neither an audit nor an expression of opinion on the financial statements of the Company.

We have examined the books of account and other relevant records and documents maintained by the Company for the purposes of providing reasonable assurance on the compliance with Corporate Governance requirements by the Company.

We have carried out an examination of the relevant records of the Company in accordance with the Guidance Note on Certification of Corporate Governance issued by the Institute of the Chartered Accountants of India (the "ICAI"), the Standards on Auditing specified under Section 143(10) of the Companies Act 2013, in so far as applicable for the purpose of this certificate and as per the Guidance Note on Reports or Certificates for Special Purposes issued by the ICAI which requires that we comply with the ethical requirements of the Code of Ethics issued by the ICAI.

We have complied with the relevant applicable requirements of the Standard on Quality Control (SQC) 1, Quality Control for Firms that Perform Audits and Reviews of Historical Financial Information, and Other Assurance and Related Services Engagements.

## **Opinion**

Based on our examination of the relevant records and according to the information and explanations provided to us and the representations provided by the Management, we certify that the Company has complied with the conditions of Corporate Governance as stipulated in Regulations 17 to 27 and clauses (b) to (i) of Regulation 46(2) and para C and D of Schedule V to the Listing Regulations during the year ended 31st March, 2018.

**For S. K. Agrawal & Company**

Firm Registration No. 306033E  
Chartered Accountants

**J. K. Choudhury**

Partner

Membership No.009367

Place: Kolkata  
Date: 30th May, 2018

# Independent Auditor's Report

To the Members of  
**Emami Infrastructure Limited**

## Report on the Standalone Ind AS Financial Statements

We have audited the accompanying standalone Ind AS financial statements of **EMAMI INFRASTRUCTURE LIMITED** ("the Company") which comprise the Balance Sheet as at 31st March, 2018, the Statement of Profit and Loss (including other comprehensive income), the Statement of Cash Flows and the Statement of Changes in Equity for the year then ended and a summary of significant accounting policies and other explanatory information.

## Management's Responsibility for the Standalone Ind AS Financial Statements

The Company's Board of Directors is responsible for the matters stated in Section 134(5) of the Companies Act, 2013 ("the Act") with respect to the preparation of these standalone Ind AS financial statements that give a true and fair view of the financial position, financial performance including other comprehensive income, cash flows and changes in equity of the Company in accordance with the accounting principles generally accepted in India, including the Indian Accounting Standards (Ind AS) specified under Section 133 of the Act, read with relevant Rules issued thereunder.

This responsibility also includes maintenance of adequate accounting records in accordance with the provisions of the Act for safeguarding the assets of the Company and for preventing and detecting frauds and other irregularities; selection and application of appropriate accounting policies; making judgments and estimates that are reasonable and prudent; and design, implementation and maintenance of adequate internal financial controls, that were operating effectively for ensuring the accuracy and completeness of the accounting records, relevant to the preparation of the standalone Ind AS financial statements that give a true and fair view and are free from material misstatement, whether due to fraud or error.

## Auditor's Responsibility

Our responsibility is to express an opinion on these standalone Ind AS financial statements based on our audit. We have taken into account the provisions of the Act, the accounting and auditing standards and matters which are required to be included in the audit report under the provisions of the Act and read with the Rules issued thereunder.

We conducted our audit in accordance with the Standards on Auditing specified under Section 143(10) of the Act. Those Standards require that we comply with ethical requirements and plan and perform the audit to obtain reasonable assurance about whether the standalone Ind AS financial statements are free from material misstatement.

An audit involves performing procedures to obtain audit evidence

about the amounts and the disclosures in the standalone Ind AS financial statements. The procedures selected depend on the auditor's judgment, including the assessment of the risks of material misstatement of the standalone Ind AS financial statements, whether due to fraud or error. In making those risk assessments, the auditor considers internal financial control relevant to the Company's preparation of the standalone Ind AS financial statements that give a true and fair view in order to design audit procedures that are appropriate in the circumstances. An audit also includes evaluating the appropriateness of the accounting policies used and the reasonableness of the accounting estimates made by the Company's Directors, as well as evaluating the overall presentation of the standalone Ind AS financial statements.

We believe that the audit evidence we have obtained is sufficient and appropriate to provide a basis for our audit opinion on the standalone Ind AS financial statements.

## Opinion

In our opinion and to the best of our information and according to the explanations given to us, the aforesaid standalone Ind AS financial statements give the information required by the Act in the manner so required and give a true and fair view in conformity with the accounting principles generally accepted in India, of the state of affairs of the Company as at 31st March, 2018, its Profit including other comprehensive income, Cash Flows and the changes in equity for the year ended on that date.

## Other Matters

The standalone Ind AS financial statements include ₹8.22 Lakhs being its share of loss in one of the LLPs for the year 31st March, 2018 whose Ind AS financial statements have been audited by other auditor whose reports have been furnished to us by the Management.

## Report on Other Legal and Regulatory Requirements

- As required by the Companies (Auditor's Report) Order, 2016 ("the Order"), issued by the Central Government of India in terms of sub-section (11) of section 143 of the Act, we give in the "**Annexure A**" a statement on the matters specified in paragraphs 3 and 4 of the Order to the extent applicable.
- As required by section 143(3) of the Act, we report that:
  - We have sought and obtained all the information and explanations which to the best of our knowledge and belief were necessary for the purpose of our audit;
  - In our opinion proper books of account as required by law have been kept by the Company so far as it appears from our examination of those books;

- (c) The Balance Sheet, the Statement of Profit and Loss (including other comprehensive income), the Statement of Cash Flows and the Statement of Changes in Equity dealt with by this report are in agreement with the books of account;
- (d) In our opinion, the aforesaid standalone Ind AS financial statements comply with the Indian Accounting Standards specified under section 133 of the Act, read with the Rules issued thereunder;
- (e) On the basis of written representations received from the Directors as on 31st March, 2018 taken on record by the Board of Directors, none of the Directors is disqualified as on 31st March, 2018 from being appointed as a director in terms of Section 164(2) of the Act;
- (f) With respect to the adequacy of the internal financial controls over financial reporting of the Company and the operating effectiveness of such controls, refer to our separate Report in "Annexure B"; and
- (g) With respect to the other matters to be included in the Auditor's Report in accordance with Rule 11 of the Companies (Audit and Auditors) Rules, 2014, in our

opinion and to the best of our information and according to the explanations given to us:

- i. The Company has disclosed the impact of pending litigations on its financial position in its standalone Ind AS financial statement- Refer Note 52 to the standalone Ind AS financial statements;
- ii. The Company did not have any long-term contracts including derivative contracts for which there were any material foreseeable losses; and
- iii. There has been no delay in transferring amounts required to be transferred to the Investor Education and Protection Fund by the Company.

For **S. K. AGRAWAL & CO.**  
Chartered Accountants  
Firm Registration No.-306033E

**J. K. Choudhury**  
(Partner)

Place: Kolkata  
Dated: 30th May, 2018

Membership No. 009367

## Annexure A to the Independent Auditor's Report

The Annexure referred to in our Independent Auditor's Report to the members of **EMAMI INFRASTRUCTURE LIMITED** ("the Company") on the standalone Ind AS financial statements for the year ended on 31st March, 2018. We report that:

- I. (a) The Company has maintained proper records showing full particulars, including quantitative details and situation of Property, Plant & Equipment, Investment property and intangible assets;
- (b) The Company has a regular programme of physical verification of its Property, Plant & Equipment by which Property, Plant & Equipment are verified in a phased manner. In accordance with this programme, certain Property, Plant & Equipment were verified during the year and no material discrepancies were noticed on such verification. In our opinion, this periodicity of physical verification is reasonable having regard to the size of the Company and the nature of its assets; and
- (c) According to information and explanation given to us and on the basis of our examination of the records of the Company, the title deeds of immovable properties are held in the name of the Company.
- II. The inventories have been physically verified during the year by the management at regular intervals. In our opinion and according to the information and explanations given to us, no material discrepancies were noticed on physical verification;

- III. The Company has granted unsecured loans to companies covered in the Register maintained under section 189 of the Companies Act, 2013 ('the Act'). In respect of such loans:
  - a) In our opinion, the rate of interest and other terms and conditions on which loans have been granted to the Companies listed in the register maintained under section 189 of the Act are not, prima facie, prejudicial to the interest of the Company;
  - b) In case of the loans granted to the Companies listed in the register maintained under section 189 of the Act, the borrowers have been regular in the payment of the principal and interest as stipulated; and
  - c) There is no overdue amount in respect of the loans granted to these Companies;
- IV. In our opinion and according to the information and explanations given to us, the Company has complied with the provisions of section 185 of the Act with respect to the loans, investments, guarantees and securities made. Further, the provisions of section 186 of the Act in respect of loans, guarantees and securities are not applicable to the Company, being an infrastructure Company as defined under Schedule VI to the Act;
- V. The Company has not accepted any deposits within the meaning of Section 73 to 76 of the Act and the Companies (Acceptance of Deposit) Rules, 2014 as amended;



- VI. As explained to us, the Company is not required to maintain cost records prescribed by the Central Government under sub-section (1) of section 148 of the Act;
- VII. According to information and explanations given to us and on the basis of our examination of the books of account, and records, the Company has been generally regular in depositing undisputed statutory dues including Provident Fund, Employees State Insurance, Income-Tax, Sales tax, Service Tax, Value added Tax, Goods & Services Tax, Cess and any other statutory dues with the appropriate authorities. According to the information and explanations given to us, no undisputed amounts payable in respect of the above were in arrears as at 31st March, 2018 for a period of more than six months from the date on which they became payable. During the year, the company did not have any dues towards duty of excise and duty of custom;
- VIII. In our opinion and according to the information and explanations given to us by the management, the Company has not defaulted in the repayment of dues to banks, financial institutions and debenture holders;
- IX. To the best of our knowledge and belief and according to the information and explanations given to us, term loans availed by the Company were applied by the Company for the purposes for which the loans were obtained. The Company did not raise any money by way of initial public offer or further public offer (including debt instruments) during the year;
- X. According to the information and explanations given to us, no material fraud by the Company or on the Company by its officers or employees has been noticed or reported during the year;
- XI. According to the information and explanations given to us, the Company has paid or provided for managerial remunerations in accordance with the requisite approvals mandated by the provisions of section 197 read with Schedule V to the Act;
- XII. In our opinion, the Company is not a Nidhi Company. Therefore, the provisions of clause 3 (xii) of the Order is not applicable to the Company;
- XIII. In our opinion, all transactions with the related parties are in compliance with section 177 and 188 of the Act and the details have been disclosed in the standalone Ind AS Financial Statements as required by the applicable Indian Accounting Standards;
- XIV. According to the information and explanations given to us and based on our examination of records, the Company has not made any preferential allotment or private placement of shares or fully or partly convertible debentures during the year;
- XV. According to the information and explanations given to us and based on our examination of records of the Company, the Company has not entered into any non-cash transactions with Directors or persons connected with them. Accordingly, the provisions of clause 3 (xv) of the Order are not applicable; and
- XVI. The Company is not required to be registered under section 45-IA of the Reserve Bank of India Act, 1934.

For **S. K. AGRAWAL & CO.**  
Chartered Accountants  
Firm Registration No.-306033E

**J. K. Choudhury**  
(Partner)

Place: Kolkata  
Dated: 30th May, 2018

Membership No. 009367

## Annexure B to the Independent Auditor's Report

### Report on the Internal Financial Controls under Clause (i) of Sub-section 3 of Section 143 of the Companies Act, 2013 ("the Act")

We have audited the internal financial controls over financial reporting of **EMAMI INFRASTRUCTURE LIMITED** ("the Company") to the extent records available with us in conjunction with our audit of the standalone Ind AS financial statements of the Company as of and for the year ended 31st March, 2018.

#### Management's Responsibility for Internal Financial Controls

The Company's management is responsible for establishing and maintaining internal financial controls based on the internal control over financial reporting criteria established by the Company considering the essential components of internal control stated in the Guidance note on Audit of internal Financial Controls over Financial Reporting issued by the Institute of Chartered Accountants of India ('ICAI'). These responsibilities include the

design, implementation and maintenance of adequate internal financial controls that were operating effectively for ensuring the orderly and efficient conduct of its business, including adherence to company's policies, the safeguarding of its assets, the prevention and detection of frauds and errors, the accuracy and completeness of the accounting records, and the timely preparation of reliable financial information, as required under the Act.

#### Auditors' Responsibility

Our responsibility is to express an opinion on the Company's internal financial controls over financial reporting based on our audit. We conducted our audit in accordance with the Guidance Note on Audit of Internal Financial Controls over Financial Reporting (the "Guidance Note") and the Standards on Auditing, issued by ICAI and deemed to be prescribed under section 143(10) of the Act, to

the extent applicable to an audit of internal financial controls, both applicable to an audit of Internal Financial Controls and, both issued by the Institute of Chartered Accountants of India. Those Standards and the Guidance Note require that we comply with ethical requirements and plan and perform the audit to obtain reasonable assurance about whether adequate internal financial controls over financial reporting was established and maintained and if such controls operated effectively in all material respects.

Our audit involves performing procedures to obtain audit evidence about the adequacy of the internal financial controls system over financial reporting and their operating effectiveness. Our audit of internal financial controls over financial reporting included obtaining an understanding of internal financial controls over financial reporting, assessing the risk that a material weakness exists, and testing and evaluating the design and operating effectiveness of internal control based on the assessed risk. The procedures selected depend on the auditor's judgment, including the assessment of the risks of material misstatement of the Ind AS financial statements, whether due to fraud or error.

We believe that the audit evidence we have obtained is sufficient and appropriate to provide a basis for our audit opinion on the Company's internal financial controls system over financial reporting.

#### Meaning of Internal Financial Controls over Financial Reporting

A company's internal financial control over financial reporting is a process designed to provide reasonable assurance regarding the reliability of financial reporting and the preparation of Ind AS financial statements for external purposes in accordance with generally accepted accounting principles. A company's internal financial control over financial reporting includes those policies and procedures that (1) pertain to the maintenance of records that, in reasonable detail, accurately and fairly reflect the transactions and dispositions of the assets of the company; (2) provide reasonable assurance that transactions are recorded as necessary to permit preparation of Ind AS financial statements in accordance with

generally accepted accounting principles, and that receipts and expenditures of the company are being made only in accordance with authorizations of management and directors of the company; and (3) provide reasonable assurance regarding prevention or timely detection of unauthorized acquisition, use, or disposition of the company's assets that could have a material effect on the Ind AS financial statements.

#### Inherent Limitations of Internal Financial Controls over Financial Reporting

Because of the inherent limitations of internal financial controls over financial reporting, including the possibility of collusion or improper management override of controls, material misstatements due to error or fraud may occur and not be detected. Also, projections of any evaluation of the internal financial controls over financial reporting to future periods are subject to the risk that the internal financial control over financial reporting may become inadequate because of changes in conditions, or that the degree of compliance with the policies or procedures may deteriorate.

#### Opinion

In our opinion, the Company has, in all material respects, an adequate internal financial controls system over financial reporting and such internal financial controls over financial reporting were operating effectively as at 31st March, 2018, based on the internal control over financial reporting criteria established by the Company considering the essential components of internal control stated in Guidance Note on Audit of Internal Financial Control over Financial Reporting issued by the ICAI.

For **S. K. AGRAWAL & CO.**  
Chartered Accountants  
Firm Registration No.-306033E

Place: Kolkata  
Dated: 30th May, 2018

**J. K. Choudhury**  
(Partner)  
Membership No. 009367

# Balance Sheet

as at 31st March, 2018

(₹ in Lakhs)

	Note	As at 31st March, 2018	As at 31st March, 2017	As at 1st April, 2016
<b>ASSETS</b>				
<b>Non-Current Assets</b>				
Property, Plant and Equipment	2	115.78	82.98	113.50
Investment Property	2	5,729.72	4,575.45	4,073.31
Intangible Assets	2	60.14	27.51	15.28
Intangible Assets under Development	2	-	33.98	-
<b>Financial Assets</b>				
Investments	3	17,441.46	7,119.98	11,375.18
Loans	4	31,626.70	31,417.87	12,527.08
Other Financial Assets	5	886.00	941.60	1,061.11
Other Non Current Assets	6	90.45	90.41	86.83
Deferred Tax Assets (Net)	7	549.13	88.89	117.91
<b>Total Non-Current Assets</b>		<b>56,499.38</b>	<b>44,378.67</b>	<b>29,370.20</b>
<b>Current Assets</b>				
Inventories	8	1,14,491.25	81,822.91	61,032.35
<b>Financial Assets</b>				
Investments	9	385.62	389.66	419.66
Trade Receivables	10	-	-	50.16
Cash and Cash Equivalents	11	818.02	387.86	673.55
Bank Balance other than above	12	325.51	936.62	760.80
Loans	13	91,148.91	76,097.11	67,148.57
Other Financial Assets	14	2,106.63	990.66	791.36
Current Tax Assets (Net)	15	1,577.58	848.49	1,146.64
Other Current Assets	16	5,685.80	6,180.18	6,229.59
<b>Total Current Assets</b>		<b>2,16,539.32</b>	<b>1,67,653.49</b>	<b>1,38,252.68</b>
<b>TOTAL</b>		<b>2,73,038.70</b>	<b>2,12,032.16</b>	<b>1,67,622.88</b>
<b>EQUITY AND LIABILITIES</b>				
<b>Equity</b>				
Equity Share Capital	17	558.78	485.97	485.97
Other Equity	18	15,359.93	2,070.37	614.07
<b>Total Equity</b>		<b>15,918.71</b>	<b>2,556.34</b>	<b>1,100.04</b>
<b>Non-Current Liabilities</b>				
<b>Financial Liabilities</b>				
Borrowings	19	96,254.81	93,073.96	67,962.44
Provisions	20	190.86	148.10	153.00
<b>Total Non-Current Liabilities</b>		<b>96,445.67</b>	<b>93,222.06</b>	<b>68,115.44</b>
<b>Current Liabilities</b>				
<b>Financial Liabilities</b>				
Borrowings	21	56,424.35	24,967.67	20,417.43
Trade Payables	22	1,138.44	1,886.12	2,257.60
Other Financial Liabilities	23	53,548.70	44,788.78	35,574.94
Other Current Liabilities	24	49,548.48	44,600.71	40,145.62
Provisions	25	14.35	10.48	11.81
<b>Total Current Liabilities</b>		<b>1,60,674.32</b>	<b>1,16,253.76</b>	<b>98,407.40</b>
<b>TOTAL</b>		<b>2,73,038.70</b>	<b>2,12,032.16</b>	<b>1,67,622.88</b>
Summary of Significant Accounting Policies and Notes to Financial Statements	1 to 57			

As per our report of even date

For S. K. Agrawal & Co.  
Chartered Accountants  
Firm Registration No. 306033E

J. K. Choudhury  
Partner  
M. No. 009367

Place: Kolkata  
Date: 30th May, 2018

For and on behalf of the Board of Directors

Abhijit Datta  
Chairman  
DIN: 00790029

Karabi Sengupta  
Director  
DIN: 02534951

Hari Mohan Marda  
Director  
DIN: 00855466

Basant Kumar Parakh  
Director  
DIN: 00103176

Ram Gobind Ganeriwala  
Director  
DIN: 00863042

Girja Kumar Choudhary  
Whole-time Director & CFO  
DIN: 00821762

Payel Jain  
Company Secretary  
ACS 22418

## Statement of Profit and Loss for the year ended 31st March, 2018

(₹ in Lakhs)

Particulars	Note	Year ended 31st March, 2018	Year ended 31st March, 2017
<b>INCOME</b>			
Revenue from Operations	26	146.73	93.46
Other Income	27	11,883.18	11,794.35
<b>Total Revenue (I)</b>		<b>12,029.91</b>	<b>11,887.81</b>
<b>EXPENSES</b>			
Purchases	28	6,101.53	-
Changes in Inventories of Finished Goods, Stock-in-Trade and Work-in-Progress	29	(32,235.57)	(20,790.56)
Employee Benefits Expense	30	1,482.18	1,536.52
Finance Costs	31	21,372.13	16,111.50
Project Expenses	32	14,149.02	12,890.65
Depreciation & Amortisation Expense		42.88	35.11
Other Expenses	33	841.26	267.32
<b>Total Expenses (II)</b>		<b>11,753.43</b>	<b>10,050.54</b>
<b>Profit before tax (I-II)</b>		<b>276.48</b>	<b>1,837.27</b>
<b>Tax Expenses</b>			
Current Tax		197.67	340.70
MAT Credit Entitlement		(115.25)	-
Deferred Tax		(62.16)	32.05
Income Tax paid/ refund for Earlier Years		(122.63)	2.50
<b>Profit for the year</b>		<b>378.85</b>	<b>1,462.02</b>
<b>Other Comprehensive Income</b>			
Items that will not be subsequently reclassified to statement of Profit or Loss			
Remeasurements of the defined benefit plan		9.76	(8.74)
Income Tax on above		(3.38)	3.03
<b>Total Comprehensive Income for the year</b>		<b>385.23</b>	<b>1,456.30</b>
<b>Earnings per Equity Share of face value of ₹2/- each</b>			
<b>Basic &amp; Diluted</b>	34	<b>1.36</b>	<b>6.02</b>
Summary of Significant Accounting Policies and Notes to Financial Statements	1 to 57		

As per our report of even date

For **S. K. Agrawal & Co.**  
Chartered Accountants  
Firm Registration No. 306033E

**J. K. Choudhury**  
Partner  
M. No. 009367

Place: Kolkata  
Date: 30th May, 2018

For and on behalf of the Board of Directors

**Abhijit Datta**  
Chairman  
DIN: 00790029

**Karabi Sengupta**  
Director  
DIN: 02534951

**Hari Mohan Marda**  
Director  
DIN: 00855466

**Basant Kumar Parakh**  
Director  
DIN: 00103176

**Ram Gobind Ganeriwala**  
Director  
DIN: 00863042

**Girja Kumar Choudhary**  
Whole-time Director & CFO  
DIN: 00821762

**Payel Jain**  
Company Secretary  
ACS 22418

## Cash Flow Statement for the year ended 31st March, 2018

(₹ in Lakhs)

	Year ended 31st March, 2018	Year ended 31st March, 2017
<b>A. Cash Flow from Operating Activities</b>		
Profit before tax	276.48	1,837.27
Add: Adjusted for	-	-
Depreciation and Amortisation Expense	42.88	35.11
Finance Costs	21,945.47	16,613.63
Share of Loss in LLP	8.22	23.09
Loss on Sale of Current Investments	-	18.00
Expenses from Investment measured at amortised cost	90.13	-
Dividend Received	(116.49)	(14.00)
Profit on Sale of Non-Current Investment	(23.00)	-
Profit on Sale of Current Investments	(0.10)	-
Profit on Sale of Units of Mutual Funds	(0.84)	(14.14)
Profit on Sale of Fixed Assets	(1.06)	-
Reversal of Share of Loss in LLP in Previous Year	-	(334.02)
Income from Investment measured at amortised cost	-	(52.40)
Interest Income	(11,313.02)	(11,018.24)
<b>Operating Profit before Working Capital Changes</b>	<b>10,908.67</b>	<b>7,094.30</b>
Adjusted for:		
Non-Current Provisions	37.45	(4.90)
Trade Payables	(747.68)	(371.48)
Other Financial Liabilities	39.11	1,889.76
Other Current Liabilities	4,914.96	4,455.09
Current Provisions	3.70	(1.33)
Loans	(208.47)	(18,890.79)
Non-Current Other Financial Assets	55.60	119.51
Other Non-Current Assets	(0.04)	(3.58)
Inventories	(31,676.62)	(20,790.55)
Trade Receivables	-	50.16
Other Financial Assets	(865.46)	(199.30)
Current Tax Assets (Net)	(729.09)	298.15
Other Current Assets	734.57	49.40
<b>Cash Generated from Operations</b>	<b>(17,533.30)</b>	<b>(26,305.56)</b>
Less: Taxes Paid	(40.21)	343.20
<b>Net Cash from Operating Activities (A)</b>	<b>(17,493.09)</b>	<b>(26,648.76)</b>
<b>B. Cash Flow from Investing Activities</b>		
Purchase of Property, Plant and Equipment, Investment Property, Intangible Assets, Intangible Assets under Development	(1,227.53)	(552.94)
Purchase of units of Mutual Funds	(600.00)	(26,801.21)
Sale of units of Mutual Funds	600.84	26,815.35
(Investments in)/Proceeds from Non Current Investments	675.00	4,255.20
(Investments in)/Proceeds from Fixed Deposit	611.11	(175.82)

## Cash Flow Statement for the year ended 31st March, 2018 (Contd.)

(₹ in Lakhs)

	Year ended 31st March, 2018	Year ended 31st March, 2017
Proceeds from Current Investments	4.15	12.00
Dividend Received	116.49	14.00
Loans Given	(21,471.88)	(27,706.98)
Loans Realised	15,217.03	24,162.09
Interest Received	3,723.14	5,614.59
<b>Net Cash from Investing Activities (B)</b>	<b>(2,351.65)</b>	<b>5,636.28</b>
<b>C. Cash Flow from Financing Activities</b>		
Proceeds from Long-Term Borrowings	1,61,964.86	1,23,633.66
Repayment of Long-Term Borrowings	(1,32,215.01)	(89,979.63)
Interest Paid	(23,336.41)	(15,358.07)
<b>Net Cash from Financing Activities (C)</b>	<b>6,413.44</b>	<b>18,295.96</b>
<b>Net increase/(decrease) in Cash and Cash Equivalents (A+B+C)</b>	<b>(13,431.30)</b>	<b>(2,716.52)</b>
Cash and Cash Equivalents at the beginning of the year *	(2,042.98)	673.55
Add: Transferred from Amalgamating Companies as at 1st April 2017	(1,133.81)	-
<b>Cash and Cash Equivalents at the end of the year *</b>	<b>(16,608.09)</b>	<b>(2,042.97)</b>

### Notes to Statement of Cash Flows

1. Reconciliation of Cash and Cash Equivalents as per the Statement of Cash Flows

Cash and Cash Equivalents as per the above comprise of the following:

Particulars	As at March 31, 2018	As at March 31, 2017
Cash and Cash Equivalents	818.03	387.86
Bank Overdraft which forms an integral part of cash management system	(17,426.12)	(2,430.83)
<b>Total</b>	<b>(16,608.09)</b>	<b>(2,042.97)</b>

2. The above Statement of Cash Flow has been prepared under the "indirect method" as set out in IND AS-7 "Statement of Cash Flows".

Summary of Significant Accounting Policies and Notes to Financial Statements 1 to 57

As per our report of even date

For and on behalf of the Board of Directors

For **S. K. Agrawal & Co.**  
Chartered Accountants  
Firm Registration No. 306033E

**Abhijit Datta**  
Chairman  
DIN: 00790029

**Hari Mohan Marda**  
Director  
DIN: 00855466

**Ram Gobind Ganeriwala**  
Director  
DIN: 00863042

**J. K. Choudhury**  
Partner  
M. No. 009367

**Karabi Sengupta**  
Director  
DIN: 02534951

**Basant Kumar Parakh**  
Director  
DIN: 00103176

**Girja Kumar Choudhary**  
Whole-time Director & CFO  
DIN: 00821762

Place: Kolkata  
Date: 30th May, 2018

**Payel Jain**  
Company Secretary  
ACS 22418

## Statement of Changes in Equity for the year ended 31st March 2018

### A. Equity Share Capital

(₹ in Lakhs)

Balance at 1 April 2016	485.97
Changes in Equity Share Capital During the Year, 2016-17	-
Balance at 31 March 2017	485.97
Changes in Equity Share Capital During the Year, 2017-18	-
Balance at 31 March 2018	485.97

### B. Other Equity

(₹ in Lakhs)

Particulars	Reserve & Surplus				Total
	Capital Reserve	Revaluation Reserve	General Reserve	Retained Earnings	
Balance at 1 April 2016	2,342.48	-	-	(1,728.41)	614.07
Profit for the year	-	-	-	1,462.02	1,462.02
Other Comprehensive Income	-	-	-	(5.72)	(5.72)
Balance at 31 March 2017	2,342.48	-	-	(272.11)	2,070.37
Less: Cancellation of Investment	-	-	-	(5,726.58)	(5,726.58)
Add: Transferred on amalgamation	447.26	967.90	11,648.88	5,566.87	18,630.91
Profit for the year	-	-	-	378.85	378.85
Other Comprehensive Income	-	-	-	6.38	6.38
Balance at 31 March 2018	2,789.74	967.90	11,648.88	(46.59)	15,359.93

As per our report of even date

For S. K. Agrawal & Co.  
Chartered Accountants  
Firm Registration No. 306033E

J. K. Choudhury  
Partner  
M. No. 009367

Place: Kolkata  
Date: 30th May, 2018

For and on behalf of the Board of Directors

Abhijit Datta  
Chairman  
DIN: 00790029

Karabi Sengupta  
Director  
DIN: 02534951

Hari Mohan Marda  
Director  
DIN: 00855466

Basant Kumar Parakh  
Director  
DIN: 00103176

Ram Gobind Ganeriwala  
Director  
DIN: 00863042

Girja Kumar Choudhary  
Whole-time Director & CFO  
DIN: 00821762

Payel Jain  
Company Secretary  
ACS 22418



## Notes to Financial Statements

### 1.1 Corporate Overview

Emami Infrastructure Limited ("the Company") is a public company domiciled in India and incorporated on January 4, 2008 under the provisions of the Companies Act applicable in India. Its shares are listed on the BSE Limited (BSE), The National Stock Exchange of India Limited (NSE) and The Calcutta Stock Exchange Limited (CSE). The registered office of the Company is located at Acropolis, 13th Floor, 1858/1, Rajdanga Main Road, Kasba, Kolkata – 700107.

The Company is carrying on the business of real estate development.

The standalone Ind AS Financial Statements of the Company for the year ended March 31, 2018 were authorised for issue in accordance with a resolution of the Board of Directors on May 30, 2018.

### 1.2 Basis of Preparation of financial statements

These financial statements for the year ended 31st March, 2018 are the Company's first financial statements prepared in accordance with Indian Accounting Standards ("Ind AS") prescribed under Section 133 of the Companies Act, 2013 ("Act") read with Rule 3 of the Companies (Indian Accounting Standards) Rules, 2015 and Companies (Indian Accounting Standards) Amendment Rules, 2016. These financial statements are prepared under the historical cost conversion on the accrual basis except for certain financial instruments which are measured at fair values.

The Company has adopted all the Ind AS and the adoption was carried out in accordance with Ind AS 101 – First time adoption of Indian Accounting Standards. The transition to Ind AS was carried out from Indian Accounting Principles generally accepted in India as prescribed under Section 133 of the Companies Act, 2013 of the Act, read with Rule 7 of the Companies (Accounts) Rules, 2014 (Indian GAAP) and other relevant provisions of the Act, as applicable.

### 1.3 Significant Accounting Policies

#### 1.3.1 Operating Cycle

The Operating Cycle is the time between the acquisition of assets for processing and their realisation in cash and cash equivalents. The Company has evaluated and considered its operating cycle as 3 to 5 years and accordingly has reclassified its assets and liabilities into current and non-current.

An asset is treated as current when it is:

- Expected to be realised or to be sold or consumed in normal operating cycle
- Held primarily for the purpose of trading
- Expected to be realised within twelve months after the reporting period, or
- Cash or cash equivalent unless restricted from being exchanged or used to settle a liability for at least twelve months after the reporting period

All other assets are classified as non-current.

A liability is current when:

- It is expected to be settled in normal operating cycle
- It is held primarily for the purpose of trading
- It is due to be settled within twelve months after the reporting period, or
- There is no unconditional right to defer the settlement of the liability for at least twelve months after the reporting period

All other liabilities are classified as non-current.

#### 1.3.2 Foreign Currency Transactions & Translations

The functional currency of the Company is Indian rupees. The Financial Statements are prepared & presented in Indian rupees and has been rounded off to the nearest Lakhs, unless otherwise stated.

Transactions in foreign currencies entered into by the Company are translated to the Company's functional currency at the exchange rates prevailing on the date of transaction. Monetary assets and liabilities denominated in foreign currencies at the reporting date are translated into the functional currency at the exchange rate at that date.

Foreign exchange gains and losses resulting from the settlement of transactions in foreign currencies and from the translation of monetary assets and liabilities denominated in foreign currencies at year end exchange rates are generally recognised in the Statement of Profit & Loss.

Non-monetary items that are measured based on historical cost in a foreign currency are translated at the exchange rates at the dates of transactions. Non-monetary items that are measured at fair value in a foreign currency are translated using the exchange rates at the date of the fair valuation. The gain or loss arising on translation of non-monetary items measured at fair value is treated in line with the recognition of the gain or loss on the change in fair value of the item (i.e., translation differences on items whose fair value gain or loss is recognised in OCI or profit or loss are also recognised in OCI or profit or loss, respectively).

## Notes to Financial Statements

### 1.3.3 Fair Value Measurement

The Company uses valuation techniques that are appropriate in the circumstances and for which sufficient data are available to measure fair value, maximising the use of relevant observable inputs and minimising the use of unobservable inputs. All methods of assessing fair value result in general approximation of value and such value may never actually be realised.

All assets and liabilities for which fair value is measured or disclosed in the financial statements are categorised within the fair value hierarchy, described as follows, based on the lowest level input that is significant to the fair value measurement as a whole:

- a) Level 1 — Quoted (unadjusted) market prices in active markets for identical assets or liabilities
- b) Level 2 — Valuation techniques for which the lowest level input that is significant to the fair value measurement is directly or indirectly observable
- c) Level 3 — Valuation techniques for which the lowest level input that is significant to the fair value measurement is unobservable

For assets and liabilities that are recognised in the financial statements on a recurring basis, the Company determines whether transfers have occurred between levels in the hierarchy by re-assessing categorisation (based on the lowest level input that is significant to the fair value measurement as a whole) at the end of each reporting period.

For the purpose of fair value disclosures, the Company has determined classes of assets and liabilities on the basis of the nature, characteristics and risks of the asset or liability and the level of the fair value hierarchy as explained above.

### 1.3.4 Use of Estimates and Judgements

The preparation of financial statements in conformity with Ind AS requires the management to make estimates and assumptions considered in the reported amounts of assets and liabilities (including contingent liabilities) at the end of the reporting period and the reported income and expenses during the year. Although these estimates are based on the management's best knowledge of current events and actions, uncertainty about these assumptions and estimates could result in the outcomes requiring a material adjustment to the carrying amounts of assets or liabilities in future periods.

### 1.3.5 Cash and Cash Equivalents

Cash and cash equivalent in the balance sheet comprise cash at banks and on hand and short-term deposits with an original maturity of three months or less, which are subject to an insignificant risk of changes in value.

### 1.3.6 Property, Plant and Equipment

Property, plant and equipment are carried at cost of acquisition, on current cost basis less accumulated depreciation and accumulated impairment, if any. Cost comprises purchase price and directly attributable cost of bringing the asset to its working condition for the intended use. Any trade discounts and rebates are deducted in arriving at the purchase price.

An item of property, plant and equipment and any significant part initially recognised is derecognised upon disposal or when no future economic benefits are expected from its use or disposal. Any gain or loss arising on de-recognition of the asset is included in the income statement when the asset is derecognised.

Depreciation is provided on written down value method over the estimated useful lives of property, plant and equipment and are in line with the requirement of Part C of Schedule II of the Companies Act, 2013.

The residual values, useful lives and methods of depreciation of property, plant and equipment are reviewed at each financial year end and adjusted prospectively, if appropriate.

### 1.3.7 Intangible Assets

Intangible Assets are recognized only when future economic benefits arising out of the assets flow to the enterprise and are amortised on Straight Line method over their estimated useful life of five years. Intangible assets acquired separately are measured on initial recognition at cost. Following initial recognition, intangible assets are carried at cost less accumulated amortization and accumulated impairment losses, if any.

### 1.3.8 Capital work-in-progress and intangible assets under development

Capital work-in-progress and intangible assets under development are carried at cost. Cost includes land, related acquisition expenses, development / construction costs, borrowing costs and other direct expenditure.

### 1.3.9 Investment property

Investment properties are properties held to earn rentals or for capital appreciation or both. Investment properties are held initially at their cost of acquisition. The cost comprises purchase price, borrowing cost if capitalization criteria are met and directly attributable cost of bringing the asset to its working condition for the intended use.

Subsequent costs are included in the asset's carrying amount or recognised as separate asset, as appropriate, only when it is probable that future economic benefits associated with the item will flow to the company. All other repairs and maintenance are charged to Statement of Profit and Loss as incurred.

## Notes to Financial Statements

### 1.3.10 Impairment of non-financial assets

The Company assesses at each reporting date whether there is an indication that an asset may be impaired. If any indication exists, the Company estimates the asset's recoverable amount. An asset's recoverable amount is the higher of an asset's or cash-generating unit's (CGU) net selling price and its value in use. The recoverable amount is determined for an individual asset, unless the asset does not generate cash inflows that are largely independent of those from other assets or groups of assets. Where the carrying amount of an asset or CGU exceeds its recoverable amount, the asset is considered impaired and is written down to its recoverable amount.

In assessing value in use, the estimated future cash flows are discounted to their present value using a pre-tax discount rate that reflects current market assessments of the time value of money and the risks specific to the asset. In determining net selling price, recent market transactions are taken into account, if available. If no such transactions can be identified, an appropriate valuation model is used.

### 1.3.11 Inventories

Inventories are valued at lower of cost or Net Realisable Value, except for construction-work-in progress which is valued at cost.

Construction-work-in progress includes cost of land, premium for development rights, construction costs, allocated interest and expenses incidental to the projects undertaken by the Company.

Net realizable value is the estimated selling price in the ordinary course of business, less estimated costs of completion and estimated costs necessary to make the sale.

### 1.3.12 Revenue recognition

Revenue is recognized when it is probable that the economic benefits will flow to the Company and it can be reliably measured. Revenue is measured at the fair value of the consideration received/receivable net of rebate and taxes. The Company applies the revenue recognition criteria to each nature of revenue transaction as below:

Principles of Ind AS 18 in respect of sale of goods for recognising revenue, costs and profits from transactions of real estate which are in substance similar to delivery of goods when the revenue recognition process is completed; and

In case of real estate sales where agreement for sale is executed for under construction properties, revenue in respect of individual contracts is recognised when performance on the contract is considered to be completed.

Interest Income is recognised using the effective interest method and is included under the head 'Other Income' in the Statement of Profit and Loss.

Dividend Income including share of profit in LLP is recognised when the Company's right to receive dividend is established.

All other incomes are recognised on accrual basis.

### 1.3.13 Employee Benefits

#### a. Defined Contribution Plan - Provident Fund

The Company makes contributions towards provident fund to the regulatory authorities to a defined contribution retirement benefit plan for qualifying employees, where the Company has no further obligations. Both the employees and the Company make monthly contributions to the Provident Fund Plan equal to a specified percentage of the covered employee's salary.

#### b. Defined Benefit Plan – Gratuity

The Company's liability is actuarially determined using the Projected Unit Credit method at the end of the year in accordance with the provision of Ind AS 19 - Employee Benefits. The Company recognizes the net obligation of a defined benefit plan in its balance sheet as an asset or liability. Gains and losses through re-measurements of the net defined benefit liability/(asset) are recognized in other comprehensive income and are not reclassified to profit or loss in subsequent periods. The actual return of the portfolio of plan assets, in excess of the yields computed by applying the discount rate used to measure the defined benefit obligation is recognized in other comprehensive income. The effect of any plan amendments are recognized in the Statement of Profit & Loss.

#### c. Long Term Compensated Absences

The Company's liability is actuarially determined using the Projected Unit Credit method at the end of the year in accordance with the provision of Ind AS 19 - Employee Benefits. The Company recognizes the net obligation of a defined benefit plan in its balance sheet as an asset or liability. Gains and losses through re-measurements of the net defined benefit liability/(asset) are recognized in Statement of Profit & Loss.

### 1.3.14 Income Taxes

Tax expense comprises current and deferred tax.

Current income-tax is measured at the amount expected to be paid to the tax authorities in accordance with the Income-tax Act,

## Notes to Financial Statements

1961 enacted in India and tax laws prevailing in the respective tax jurisdictions where the Company operates. The tax rates and tax laws used to compute the amount are those that are enacted or substantively enacted, at the reporting date.

Deferred tax is provided using the balance sheet method, on temporary differences arising between the tax bases of assets and liabilities and their carrying amounts in the financial statements at the reporting date. Deferred income tax is not accounted for if it arises from initial recognition of an asset or liability in a transaction other than a business combination that at the time of the transaction affects neither accounting profit nor taxable profit (tax loss). Deferred income tax is determined using tax rates and laws that have been enacted or substantially enacted by the end of the reporting period and are expected to apply when the related deferred income tax asset is realised or the deferred income tax liability is settled.

Deferred tax assets are recognised for all deductible temporary differences and unused tax losses only if it is probable that future taxable amounts will be available to utilise those temporary differences and losses.

The carrying amount of deferred tax assets is reviewed at each reporting date and reduced to the extent that it is no longer probable that sufficient taxable profit will be available to allow all or part of the deferred tax asset to be utilised. Unrecognised deferred tax assets are re-assessed at each reporting date and are recognised to the extent that it has become probable that future taxable profits will allow the deferred tax asset to be recovered.

Deferred tax assets and liabilities are offset when there is a legally enforceable right to offset current tax assets and liabilities and when the deferred tax balances relate to the same taxation authority. Current tax assets and tax liabilities are offset where the entity has a legally enforceable right to offset and intends either to settle on a net basis, or to realise the asset and settle the liability simultaneously.

Current and deferred tax is recognised in profit or loss, except to the extent that it relates to items recognised in other comprehensive income or directly in equity. In this case, the tax is also recognised in other comprehensive income or directly in equity, respectively.

Deferred income taxes reflect the impact of timing differences between taxable income and accounting income originating during the current year and reversal of timing differences for the earlier years. Deferred tax is measured using the tax rates and the tax laws enacted or substantively enacted at the reporting date.

### 1.3.15 Leases

The determination of whether an arrangement is (or contains) a lease is based on the substance of the arrangement at the inception of the lease. The arrangement is, or contains, a lease if fulfilment of the arrangement is dependent on the use of a specific asset or assets and the arrangement conveys a right to use the asset or assets, even if that right is not explicitly specified in an arrangement. For arrangements entered into prior to 1 April, 2016, the group has determined whether the arrangement contain lease on the basis of facts and circumstances existing on the date of transition.

#### *As a lessee*

A lease is classified at the inception date as a finance lease or an operating lease. A lease that transfers substantially all the risks and rewards incidental to ownership to the Company is classified as a finance lease.

Finance leases are capitalised at the commencement of the lease at the inception date at the fair value of the leased property or, if lower, at the present value of the minimum lease payments. Lease payments are apportioned between finance charges and reduction of the lease liability so as to achieve a constant rate of interest on the remaining balance of the liability. Finance charges are recognised in finance costs in the statement of profit and loss, unless they are directly.

Attributable to qualifying assets, in which case they are capitalized in accordance with the Company's general policy on the borrowing costs (See note 1.3.17). Contingent rentals are recognised as expenses in the periods in which they are incurred.

A leased asset is depreciated over the useful life of the asset. However, if there is no reasonable certainty that the Company will obtain ownership by the end of the lease term, the asset is depreciated over the shorter of the estimated useful life of the asset and the lease term.

Operating lease payments (net of any incentives received from the lessor) are charged to Statement of Profit and Loss on a straight-line basis over the period of the lease unless the payments are structured to increase in line with expected general inflation to compensate for the lessor's expected inflationary cost increases.

### 1.3.16 Provisions and Contingencies

A provision is recognized when an enterprise has a present obligation (legal or constructive) as a result of past event; it is probable that an outflow of resources embodying economic benefits will be required to settle the obligation and a reliable estimate can be made of the amount of the obligation. The expense relating to a provision is presented in the Statement of Profit and Loss.

If the effect of the time value of money is material, provisions are discounted using a current pre-tax rate that reflects, when appropriate, the risks specific to the liability. When discounting is used, the increase in the provision due to the passage of time is recognised as a finance cost.

A contingent liability is a possible obligation that arises from past events whose existence will be confirmed by the occurrence or

## Notes to Financial Statements

non-occurrence of one or more uncertain future events beyond the control of the Company or a present obligation that is not recognized because it is not probable that an outflow of resources will be required to settle the obligation. The Company does not recognize a contingent liability but discloses its existence in the financial statements.

### 1.3.17 Borrowing Costs

Borrowing costs directly attributable to the acquisition, construction or production of an asset that necessarily takes a substantial period of time to get ready for its intended use or sale are capitalised as part of the cost of the asset. All other borrowing costs are expensed in the period in which they occur. Borrowing costs consist of interest and other costs that an entity incurs in connection with the borrowing of funds. Borrowing cost also includes exchange differences to the extent regarded as an adjustment to the borrowing costs.

### 1.3.18 Earnings per Share

Basic Earnings per Share is calculated by dividing the net profit or loss for the period attributable to equity shareholders by the weighted average number of equity shares outstanding during the period. For the purpose of calculating diluted earnings per share, the net profit or loss for the period attributable to equity shareholders and the weighted average number of shares outstanding during the period is adjusted for the effects of all dilutive potential equity shares.

The weighted average number of equity shares outstanding during the period and for all periods presented is adjusted for events, such as bonus shares, other than the conversion of potential equity shares that have changed the number of equity shares outstanding, without a corresponding change in resources.

### 1.3.19 Financial Instruments

A financial instrument is any contract that gives rise to a financial asset of one entity and a financial liability or equity instrument of another entity.

#### a. Financial assets

##### i. Initial recognition and measurement

All financial assets are recognised initially at fair value plus, in the case of financial assets not recorded at fair value through profit or loss, transaction costs that are attributable to the acquisition of the financial asset.

##### ii. Subsequent measurement

For purposes of subsequent measurement, financial assets are classified in three categories:

- Debt instruments at amortised cost
- Equity instruments measured at fair value through other comprehensive income FVTOCI

##### Debt instruments at amortised cost other than derivative contracts

A 'debt instrument' is measured at the amortised cost if both the following conditions are met:

- The asset is held within a business model whose objective is to hold assets for collecting contractual cash flows, and
- Contractual terms of the asset give rise on specified dates to cash flows that are solely payments of principal and interest (SPPI) on the principal amount outstanding.

After initial measurement, such financial assets are subsequently measured at amortised cost using the effective interest rate (EIR) method. Amortised cost is calculated by taking into account any discount or premium on acquisition and fees or costs that are an integral part of the EIR. The EIR amortisation is included in finance income in the profit or loss. The losses arising from impairment are recognised in the profit or loss. This category generally applies to trade and other receivables.

##### Equity investments

All equity investments in scope of Ind-AS 109 are measured at fair value other than equity investments measured at deemed cost on first time adoption of Ind AS as set out in Note. Equity instruments which are held for trading are classified as at FVTPL. For all other equity instruments, the Company decides to classify the same either as at FVTOCI or FVTPL. The Company makes such election on an instrument-by-instrument basis. The classification is made on initial recognition and is irrevocable.

If the Company decides to classify an equity instrument at FVTOCI, then all fair value changes on the instrument, excluding dividends, are recognized in the OCI. There is no recycling of the amounts from OCI to Statement of Profit and Loss, even on sale of investment. However, the Company may transfer the cumulative gain or loss within equity.

Equity instruments included within the FVTPL category are measured at fair value with all changes recognized in the Statement of Profit and Loss.

## Notes to Financial Statements

### iii. De-recognition

A financial asset (or, where applicable, a part of a financial asset or part of a Company of similar financial assets) is primarily derecognised when:

- The rights to receive cash flows from the asset have expired, or
- the Company has transferred substantially all the risks and rewards of the asset

### iv. Impairment of financial assets

In accordance with Ind-AS 109, the Company applies expected credit loss (ECL) model for measurement and recognition of impairment loss on the following financial assets and credit risk exposure:

- Financial assets that are debt instruments, and are measured at amortised cost e.g., loans, debt securities, deposits, trade receivables and bank balance

The Company follows 'simplified approach' for recognition of impairment loss allowance on Trade receivables.

The application of simplified approach does not require the Company to track changes in credit risk. Rather, it recognises impairment loss allowance based on lifetime ECLs at each reporting date, right from its initial recognition.

Lifetime ECL are the expected credit losses resulting from all possible default events over the expected life of a financial instrument. ECL is the difference between all contractual cash flows that are due to the Company in accordance with the contract and all the cash flows that the entity expects to receive, discounted at the original EIR. When estimating the cash flows, an entity is required to consider:

- All contractual terms of the financial instrument (including prepayment, extension, call and similar options) over the expected life of the financial instrument. However, in rare cases when the expected life of the financial instrument cannot be estimated reliably, then the entity is required to use the remaining contractual term of the financial instrument
- Cash flows from the sale of collateral held or other credit enhancements that are integral to the contractual terms

As a practical expedient, the Company uses a provision matrix to determine impairment loss allowance on portfolio of its trade receivables. The provision matrix is based on its historically observed default rates over the expected life of the trade receivables and is adjusted for forward-looking estimates. At every reporting date, the historical observed default rates are updated and changes in the forward-looking estimates are analysed.

ECL impairment loss allowance (or reversal) recognized during the period is recognized as income/ expense in the statement of profit and loss (P&L). This amount is reflected under the head 'other expenses' in the P&L. The balance sheet presentation for various financial instruments is described below:

- Financial assets measured at amortised cost: ECL is presented as an allowance, i.e., as an integral part of the measurement of those assets in the balance sheet. The allowance reduces the net carrying amount. Until the asset meets write-off criteria, the group does not reduce impairment allowance from the gross carrying amount.

For assessing increase in credit risk and impairment loss, the Company combines financial instruments on the basis of shared credit risk characteristics with the objective of facilitating an analysis that is designed to enable significant increases in credit risk to be identified on a timely basis.

## b. Financial liabilities

### i. Initial recognition and measurement

All financial liabilities are recognised initially at fair value and in the case of loans and borrowings and payables, investment in subsidiaries and joint ventures, net of directly attributable transaction costs.

The Company's financial liabilities include trade and other payables, loans and borrowings including bank overdrafts, financial guarantee contracts and derivative financial instruments.

### ii. Subsequent measurement

The measurement of financial liabilities depends on their classification, as described below:

#### Financial liabilities at fair value through profit or loss

Financial liabilities at fair value through profit or loss include derivatives, financial liabilities held for trading and financial liabilities designated upon initial recognition as at fair value through profit or loss. Financial liabilities are classified as held for trading if they are incurred for the purpose of repurchasing in the near term. This category also includes derivative financial instruments entered into by the Company that are not designated as hedging instruments in hedge relationships as defined by Ind AS 109. Separated embedded derivatives are also classified as held for trading unless they are designated as effective hedging instruments.

## Notes to Financial Statements

Gains or losses on liabilities held for trading are recognised in the profit or loss.

Financial liabilities designated upon initial recognition at fair value through profit or loss are designated as such at the initial date of recognition, and only if the criteria in Ind AS 109 are satisfied. For liabilities designated as FVTPL, fair value gains/ losses attributable to changes in own credit risks are recognized in OCI. These gains/ loss are not subsequently transferred to P&L. However, the Company may transfer the cumulative gain or loss within equity. All other changes in fair value of such liability are recognised in the statement of profit or loss.

### **Borrowings**

After initial recognition, interest-bearing loans and borrowings are subsequently measured at amortised cost using the effective interest rate (EIR) method. Gains and losses are recognised in the statement of profit or loss when the liabilities are derecognised as well as through the EIR amortisation process.

Amortised cost is calculated by taking into account any discount or premium on acquisition and fees or costs that are an integral part of the EIR. The EIR amortisation is included as finance costs in the statement of profit and loss.

### **Trade receivables**

Trade receivables are recognised initially at fair value and subsequently measured at amortised cost using the effective interest method, less allowance for doubtful debts.

### **Trade and other payables**

These amounts represent liabilities for goods and services provided to the Company prior to the end of financial year. The amounts are generally unsecured. Trade and other payables are presented as current liabilities unless payment is not due within the Company's operating cycle. They are recognised initially at their fair value and subsequently measured at amortised cost using the effective interest method.

### **Financial guarantee contracts**

Financial guarantee contracts issued by the Company are those contracts that require a payment to be made to reimburse the lender for a loss it incurs because the specified borrower fails to make a payment when due in accordance with the terms of a loan agreement. Financial guarantee contracts are recognised initially as a liability at fair value, adjusted for transaction costs that are directly attributable to the issuance of the guarantee. Subsequently, the liability is measured at the higher of the amount of loss allowance determined as per impairment requirements of Ind AS 109 and the amount recognised less cumulative amortisation.

### **De-recognition**

A financial liability is derecognised when the obligation under the liability is discharged or cancelled or expires. When an existing financial liability is replaced by another from the same lender on substantially different terms, or the terms of an existing liability are substantially modified, such an exchange or modification is treated as the de-recognition of the original liability and the recognition of a new liability. The difference in the respective carrying amounts is recognised in the statement of profit and loss.

### **Offsetting of financial instruments**

Financial assets and financial liabilities are offset and the net amount is reported in the balance sheet if there is a currently enforceable legal right to offset the recognised amounts and there is an intention to settle on a net basis, to realise the assets and settle the liabilities simultaneously.

### **1.3.20 Segment Reporting**

Based on the "management approach" as defined in Ind AS 108 – Operating Segments, the Board of Directors / Chief Operating Decision Maker evaluates the Company's performance based on an analysis of various performance indicators by business segment. Segment revenue and expenses include amounts which can be directly attributable to the segment and allocable on reasonable basis. Segment assets and liabilities are assets / liabilities which are directly attributable to the segment or can be allocated on a reasonable basis. Income / expenses / assets / liabilities relating to the enterprise as a whole and not allocable on a reasonable basis to business segments are reflected as unallocated income / expenses / assets / liabilities.



## Notes to Financial Statements

### 2 Property, Plant & Equipment, Investment Property, Intangible Assets and Intangible Assets under Development

#### a) Property, Plant & Equipment (Current Year)

Particulars	As on		Gross Block		Depreciation / Amortisation		Net Block		
	1st April, 2017	31st March, 2018	Additions	Deductions/ Adjustments	As on 1st April, 2017	During the Year	Deductions/ Adjustments	As on 31st March, 2018	As on 31st March, 2017
Land	5.46	5.46	-	-	-	-	-	5.46	5.46
Plant & Machinery	0.70	0.70	-	-	0.50	0.04	-	0.16	0.20
Furniture & Fittings	102.57	105.07	2.50	-	65.98	10.38	-	28.71	36.59
Vehicles	81.79	99.63	41.94	24.10	55.18	10.16	21.43	55.72	26.61
Office Equipments	8.35	15.65	8.78	1.48	7.03	1.34	1.33	8.60	1.32
Electrical Accessories	50.11	53.22	3.11	-	39.28	3.45	-	10.50	10.83
Computer Peripheral	30.12	37.83	8.81	1.10	28.15	3.77	0.72	6.63	1.97
<b>Total</b>	<b>279.10</b>	<b>317.56</b>	<b>65.14</b>	<b>26.68</b>	<b>196.12</b>	<b>29.14</b>	<b>23.48</b>	<b>115.78</b>	<b>82.98</b>

#### b) Investment Property (Current Year)

Particulars	As on		Gross Block		Depreciation / Amortisation		Net Block		
	1st April, 2017	31st March, 2018	Additions	Deductions/ Adjustments	As on 1st April, 2017	During the Year	Deductions/ Adjustments	As on 31st March, 2018	As on 31st March, 2017
Flat	-	3,567.66	3,567.66	-	-	-	-	3,567.66	-
Capital Work-in-Progress	4,575.44	2,162.06	1,154.28	(3,567.66)	-	-	-	2,162.06	4,575.44
<b>Total</b>	<b>4,575.44</b>	<b>5,729.72</b>	<b>4,721.94</b>	<b>(3,567.66)</b>	<b>-</b>	<b>-</b>	<b>-</b>	<b>5,729.72</b>	<b>4,575.44</b>

#### c) Intangible Assets (Current Year)

Particulars	As on		Gross Block		Depreciation / Amortisation		Net Block		
	1st April, 2017	31st March, 2018	Additions	Deductions/ Adjustments	As on 1st April, 2017	During the Year	Deductions/ Adjustments	As on 31st March, 2018	As on 31st March, 2017
Software	49.40	95.75	46.35	-	21.87	13.74	-	60.14	27.52
<b>Total</b>	<b>49.40</b>	<b>95.75</b>	<b>46.35</b>	<b>-</b>	<b>21.87</b>	<b>13.74</b>	<b>-</b>	<b>60.14</b>	<b>27.52</b>

#### d) Intangible Assets under Development (Current Year)

Particulars	As on		Gross Block		Depreciation / Amortisation		Net Block		
	1st April, 2017	31st March, 2018	Additions	Deductions/ Adjustments	As on 1st April, 2017	During the Year	Deductions/ Adjustments	As on 31st March, 2018	As on 31st March, 2017
Software	33.98	-	-	33.98	-	-	-	-	33.98
<b>Total</b>	<b>33.98</b>	<b>-</b>	<b>-</b>	<b>33.98</b>	<b>-</b>	<b>-</b>	<b>-</b>	<b>-</b>	<b>33.98</b>

## Notes to Financial Statements

### 2 Property, Plant & Equipment, Investment Property, Intangible Assets and Intangible Assets under Development (Contd.)

Particulars	Gross Block			Depreciation / Amortisation			Net Block		
	As on 1st April, 2016*	Additions	Deductions/ Adjustments	As on 31st March, 2017	During the Year	Deductions/ Adjustments	Upto 31st March, 2017	As on 31st March, 2017	As on 31st March, 2016
Land	5.46	-	-	5.46	-	-	-	5.46	5.46
Plant & Machinery	0.70	-	-	0.70	0.05	-	0.50	0.20	0.24
Furniture & Fittings	102.36	0.21	-	102.57	13.18	-	65.98	36.59	49.57
Vehicles	81.79	-	-	81.79	12.44	-	55.18	26.61	39.05
Office Equipments	7.70	0.65	-	8.35	0.92	-	7.03	1.32	1.59
Electrical Accessories	49.72	0.38	-	50.11	4.69	-	39.28	10.83	15.13
Computer Peripheral	28.29	1.84	-	30.12	2.32	-	28.15	1.97	2.46
<b>Total</b>	<b>276.02</b>	<b>3.08</b>	<b>-</b>	<b>279.10</b>	<b>33.60</b>	<b>-</b>	<b>196.12</b>	<b>82.98</b>	<b>113.50</b>

Particulars	Gross Block			Depreciation / Amortisation			Net Block		
	As on 1st April, 2016*	Additions	Deductions/ Adjustments	As on 31st March, 2017	During the Year	Deductions/ Adjustments	Upto 31st March, 2017	As on 31st March, 2017	As on 31st March, 2016
Capital Work-in-Progress	4,073.31	502.14	-	4,575.45	-	-	-	4,575.45	4,073.31
<b>Total</b>	<b>4,073.31</b>	<b>502.14</b>	<b>-</b>	<b>4,575.45</b>	<b>-</b>	<b>-</b>	<b>-</b>	<b>4,575.45</b>	<b>4,073.31</b>

Particulars	Gross Block			Depreciation / Amortisation			Net Block		
	As on 1st April, 2016*	Additions	Deductions/ Adjustments	As on 31st March, 2017	During the Year	Deductions/ Adjustments	Upto 31st March, 2017	As on 31st March, 2017	As on 31st March, 2016
Software	35.64	13.75	-	49.39	1.51	-	21.88	27.51	15.28
<b>Total</b>	<b>35.64</b>	<b>13.75</b>	<b>-</b>	<b>49.39</b>	<b>1.51</b>	<b>-</b>	<b>21.88</b>	<b>27.51</b>	<b>15.28</b>

Particulars	Gross Block			Depreciation / Amortisation			Net Block		
	As on 1st April, 2016*	Additions	Deductions/ Adjustments	As on 31st March, 2017	During the Year	Deductions/ Adjustments	Upto 31st March, 2017	As on 31st March, 2017	As on 31st March, 2016
Software	-	33.98	-	33.98	-	-	-	33.98	-
<b>Total</b>	<b>-</b>	<b>33.98</b>	<b>-</b>	<b>33.98</b>	<b>-</b>	<b>-</b>	<b>-</b>	<b>33.98</b>	<b>-</b>

\* As on date of transition to Ind AS, i.e. April 01, 2016, the Company has used IGAAP carrying value as deemed costs.

## Notes to Financial Statements

### 3. Investments (Non - Current)

(₹ in Lakhs)

	As at 31st March, 2018	As at 31st March, 2017	As at 1st April, 2016
<b>I. Investments in Equity Instruments</b>			
<b>a. In Associates (Carried at cost)</b>			
<b>Quoted fully paid up</b>			
Zandu Realty Limited	6,012.91	6,012.91	6,012.91
2,86,329 Equity Shares of ₹100/- each			
Less: Cancelled on Amalgamation	6,012.91	-	-
	-	6,012.91	6,012.91
<b>Unquoted fully paid up</b>			
Roseview Developers Private Limited	0.50	0.50	0.50
5,000 Equity Shares of ₹10/- each			
Prajay Urban Private Limited	0.50	0.50	0.50
5,000 Equity Shares of ₹10/- each			
Bengal Emami Housing Limited	6.00	6.00	6.00
60,000 Equity Shares of ₹10/- each			
Swanhousing & Infra Private Limited	69.00	69.00	69.00
6,90,000 Equity Shares of ₹10/- each			
	76.00	6,088.91	6,088.91
<b>b. Other Investments (Carried at fair value through Other Comprehensive Income)</b>			
<b>Unquoted fully paid up</b>			
The North Kanara G.S.B. Co-Operative Bank Limited	0.50	-	-
5,000 Equity Shares of ₹10/- each			
The Saraswat Co-op. Bank Limited	0.10	-	-
1,000 Equity Shares of ₹10/- each			
Natural Synergies Limited	41.68	-	-
4,16,750 Equity Shares of ₹10/- each			
Emami Agrotech Limited	650.00	-	-
10,00,000 Equity Shares of ₹10/- each			
	692.28	-	-
Less: Provision for Diminution in value of Investments	41.68	-	-
	650.60	-	-
<b>II. Investments in Preference Shares (Carried at amortised cost)</b>			
<b>Unquoted fully paid up</b>			
Emami Paper Mills Limited #	5,440.23	628.66	576.26
14,55,000 (1,75,000) 8% Cumulative Redeemable Non-convertible Preference Shares of ₹100/- each			
	5,440.23	628.66	576.26
<b>III. Investments in Bonds</b>			
<b>Unquoted fully paid up</b>			
Orbit Realty Infrastructure Limited	-	402.00	402.00
Nil (4,00,000) Zero Coupon Optionally Fully Convertible Bond of ₹100/- each			
	-	402.00	402.00
<b>IV. Investments in Debentures - Unquoted fully paid up (Carried at amortised cost)</b>			
Vijaybhan Investments and Consultancy Private Limited	-	-	4,307.60
Nil (4,30,760) 9% Redeemable Non-Convertible Debentures of ₹1,000/- each			

## Notes to Financial Statements

### 3. Investments (Non - Current ) (Contd.)

(₹ in Lakhs)

	As at 31st March, 2018	As at 31st March, 2017	As at 1st April, 2016
Vijaybhan Investments and Consultancy Private Limited*	6,716.00	-	-
6,716 6.75% Redeemable Non-Convertible Debentures of ₹1,00,000/- each			
Emami Estates Private Limited ^	2,080.78	-	-
25 Optionally Fully Convertible Debentures of ₹1,00,00,000/- each			
Emami Home Private Limited ^	2,477.44	-	-
30 Optionally Fully Convertible Debentures of ₹1,00,00,000/- each			
	<b>11,274.22</b>	<b>-</b>	<b>4,307.60</b>
<b>V. Investments in Limited Liability Partnership (Refer Note No. 47)</b>			
<b>Capital Contribution to:</b>			
Lohitka Properties LLP	0.40	0.40	0.40
Supervalue Nirman LLP	0.01	0.01	0.01
	<b>0.41</b>	<b>0.41</b>	<b>0.41</b>
	<b>17,441.46</b>	<b>7,119.98</b>	<b>11,375.18</b>

# 14,55,000 Preference Shares are redeemable at a premium of ₹500/- per share; out of which 5,25,000 Nos on 27th March, 2025, 2,00,000 Nos on 12th August, 2025, 4,80,000 Nos on 20th January, 2026 and 2,50,000 Nos on 31st July, 2026. However, the investee Company has an option to redeem these preference shares before the redemption period.

\* 6,716 Debentures are convertible into equity shares at the option of the Debenture Holders, out of which 25 Nos are redeemable on 30th September, 2019 and 6,691 Nos are redeemable on 31st December, 2019.

^ These Debentures are redeemable at par or premium at the end of eight years from the date of allotment, being 22nd January, 2013 (Emami Estates Private Limited) and 7th March, 2013 (Emami Home Private Limited). However, the Company has an option to redeem these debentures before the redemption period.

### 4. Loans (Non-Current)

(₹ in Lakhs)

	As at 31st March, 2018	As at 31st March, 2017	As at 1st April, 2016
<i>(Secured)</i>			
Security Deposits	52.70	17.87	17.08
Deposits under Joint Development Agreements	31,574.00	31,400.00	12,510.00
	<b>31,626.70</b>	<b>31,417.87</b>	<b>12,527.08</b>

### 5. Other Financial Assets (Non-Current)

(₹ in Lakhs)

	As at 31st March, 2018	As at 31st March, 2017	As at 1st April, 2016
Advances to Others	586.00	586.00	586.00
Bank deposits with maturity of more than 12 months*	300.00	355.60	475.11
	<b>886.00</b>	<b>941.60</b>	<b>1,061.11</b>

\* Pledged with banks as security against term loan

### 6. Other Non Current Assets

(₹ in Lakhs)

	As at 31st March, 2018	As at 31st March, 2017	As at 1st April, 2016
Advances to Others	11.20	11.20	11.20
Security Deposits	79.25	79.21	75.63
	<b>90.45</b>	<b>90.41</b>	<b>86.83</b>

## Notes to Financial Statements

### 7. Deferred Tax Assets (Net)

(₹ in Lakhs)

	As at 31st March, 2018	As at 31st March, 2017	As at 1st April, 2016
<b>Deferred tax asset arising on account of :</b>			
Tax impact due to difference between tax depreciation and book depreciation	20.77	9.32	18.05
Remeasurements of the defined benefit plan through Profit & Loss	71.02	51.85	53.23
Investment carried at fair value through Profit & Loss	476.27	42.82	42.82
Remeasurements of the defined benefit plan through Other Comprehensive Income	-	3.03	3.81
	<b>568.06</b>	<b>107.02</b>	<b>117.91</b>
<b>Deferred tax liability arising on account of :</b>			
Tax impact of expenses charged off in financial statement but liability under tax law deferred	18.93	18.13	-
	<b>18.93</b>	<b>18.13</b>	<b>-</b>
	<b>549.13</b>	<b>88.89</b>	<b>117.91</b>

### 8. Inventories (Carried at lower of Cost and Net Realisable Value)

(₹ in Lakhs)

	As at 31st March, 2018	As at 31st March, 2017	As at 1st April, 2016
<b>A. Work-in-Progress</b>			
Land	7,038.60	960.42	960.42
Work-in-Progress	1,02,822.79	77,227.87	56,437.31
	<b>1,09,861.39</b>	<b>78,188.29</b>	<b>57,397.73</b>
<b>B. Finished Goods</b>			
Finished Properties	991.72	-	-
	<b>991.72</b>	<b>-</b>	<b>-</b>
<b>C. Stock-in-Trade</b>	3.52	-	-
	<b>3.52</b>	<b>-</b>	<b>-</b>
<b>D (i). Equity Shares - Unquoted fully paid up In Subsidiaries</b>			
Sneha Ashiana Private Limited 50,000 Equity Shares of ₹10/- each	5.00	5.00	5.00
New Age Realty Private Limited 30,000 Equity Shares of ₹10/- each	3.00	3.00	3.00
Delta PV Private Limited 2,47,511 Equity Shares of ₹10/- each	1,178.62	1,178.62	1,178.62
	<b>1,186.62</b>	<b>1,186.62</b>	<b>1,186.62</b>
<b>D (ii). Debentures - Unquoted fully paid up</b>			
Prajay Urban Private Limited 24,480 Optionally Convertible Debentures of ₹10,000/- each	2,448.00	2,448.00	2,448.00
	<b>2,448.00</b>	<b>2,448.00</b>	<b>2,448.00</b>
	<b>1,14,491.25</b>	<b>81,822.91</b>	<b>61,032.35</b>

### 9. Investments (Current)

(₹ in Lakhs)

	As at 31st March, 2018	As at 31st March, 2017	As at 1st April, 2016
Paintings	385.62	389.66	419.66
	<b>385.62</b>	<b>389.66</b>	<b>419.66</b>

## Notes to Financial Statements

### 10. Trade Receivables

(₹ in Lakhs)

	As at 31st March, 2018	As at 31st March, 2017	As at 1st April, 2016
<i>(Unsecured, considered good)</i>			
Other Debts	-	-	50.16
	-	-	50.16

### 11. Cash and Cash Equivalents

(₹ in Lakhs)

	As at 31st March, 2018	As at 31st March, 2017	As at 1st April, 2016
Balances with Banks	70.99	83.71	360.37
Cheques in hand	7.95	0.01	-
Cash in hand	17.72	18.33	3.46
Bank deposits with maturity of less than 3 months *	721.36	285.81	309.72
	818.02	387.86	673.55

\* Pledged with banks as security against term loans

### 12. Bank Balances other than above

(₹ in Lakhs)

	As at 31st March, 2018	As at 31st March, 2017	As at 1st April, 2016
Escrow Account/Fractional Share Sale Proceeds	-	0.25	0.25
Bank deposits with maturity of more than 3 months but less than 12 months *	325.51	936.37	760.55
	325.51	936.62	760.80

\* Pledged with banks as security against loans

### 13. Loans (Current)

(₹ in Lakhs)

	As at 31st March, 2018	As at 31st March, 2017	As at 1st April, 2016
<i>(Unsecured, considered good)</i>			
Security Deposit	0.15	-	-
Loans to Related Parties (Refer Note No. 40)	80,775.14	65,866.21	59,103.33
Loans to Others	10,373.62	10,230.90	8,045.24
	91,148.91	76,097.11	67,148.57

### 14. Other Financial Assets

(₹ in Lakhs)

	As at 31st March, 2018	As at 31st March, 2017	As at 1st April, 2016
Advances to Related Parties (Refer Note No. 40)	1,230.02	757.41	241.79
Interest Receivable on Debentures	876.61	233.25	549.57
	2,106.63	990.66	791.36

### 15. Current Tax Assets (Net)

(₹ in Lakhs)

	As at 31st March, 2018	As at 31st March, 2017	As at 1st April, 2016
Advance Income Tax and Refunds Receivable (Net of Taxes)	1,577.58	848.49	1,146.64
	1,577.58	848.49	1,146.64

## Notes to Financial Statements

### 16. Other Current Assets

(₹ in Lakhs)

	As at 31st March, 2018	As at 31st March, 2017	As at 1st April, 2016
Advances to Employees	14.94	11.40	3.71
Advances to Contractors/Suppliers	2,442.69	4,053.05	4,941.54
Advances to Land Owners	165.00	80.00	-
Advances to Others	30.73	157.41	74.03
Balances with Government Authorities	3,032.44	1,874.55	1,193.52
Prepaid Expenses	-	3.77	16.79
	<b>5,685.80</b>	<b>6,180.18</b>	<b>6,229.59</b>

### 17. Equity Share Capital

(₹ in Lakhs)

	As at 31st March, 2018	As at 31st March, 2017	As at 1st April, 2016
<b>Authorized Shares</b>			
3,52,50,000 Equity Shares of ₹2/- each	705.00	705.00	705.00
20,00,000 Equity Shares of ₹100/- each	2,000.00	-	-
	<b>2,705.00</b>	<b>705.00</b>	<b>705.00</b>
<b>Issued, subscribed &amp; fully paid-up shares</b>			
2,42,98,392 Equity Shares of ₹2/- each	485.97	485.97	485.97
Share Capital Suspense Account pursuant to Scheme of Amalgamation (Refer Note d below)	72.81	-	-
36,40,497 Equity Shares of ₹2/- each	558.78	485.97	485.97

#### a. Reconciliation of the shares outstanding at the beginning and at the end of the reporting period

Particulars	As at 31st March, 2018		As at 31st March, 2017		As at 1st April, 2016	
	No of shares	(₹ in Lakhs)	No of shares	(₹ in Lakhs)	No of shares	(₹ in Lakhs)
Shares outstanding at the beginning of the period	2,42,98,392	485.97	2,42,98,392	485.97	2,42,98,392	485.97
Shares Outstanding at the end of the period	2,42,98,392	485.97	2,42,98,392	485.97	2,42,98,392	485.97

#### b. Rights attached to Equity Shares

The Company has only one class of equity shares having a par value of ₹2/- per share. Each holder of equity shares is entitled to one vote per share. In the event of liquidation of the Company, the holders of equity shares will be entitled to receive remaining assets of the Company, after distribution of all preferential amounts. The distribution will be in proportion to the number of equity shares held by the shareholders.

#### c. Details of shareholders holding more than 5% shares in the Company

Name of Shareholders	As at 31st March, 2018		As at 31st March, 2017		As at 1st April, 2016	
	No of shares	% holding in the class	No of shares	% holding in the class	No of shares	% holding in the class
Diwakar Viniyog Private Limited	34,12,491	14.04%	34,12,491	14.04%	34,12,491	14.04%
Suntrack Commerce Private Limited	29,84,237	12.28%	29,84,237	12.28%	29,84,237	12.28%
Bhanu Vyapaar Private Limited	27,78,899	11.44%	27,78,899	11.44%	27,78,899	11.44%
Raviraj Viniyog Private Limited	14,11,000	5.81%	14,11,000	5.81%	14,11,000	5.81%
Prabhakar Viniyog Private Limited	13,92,000	5.73%	13,92,000	5.73%	13,92,000	5.73%
Suraj Viniyog Private Limited	12,94,491	5.33%	12,94,491	5.33%	12,94,491	5.33%

#### d. Share Capital Suspense

Pursuant to the Scheme of Amalgamation as detailed in Note No. 44 the Company has issued and allotted 36,40,497 Equity Shares of ₹2/- each fully paid. Pending allotment corresponding amount has been kept under Share Capital Suspense and shall be transferred to Equity Share Capital of the Company on allotment of Shares. The record date fixed for the purpose is 25th May, 2018.



## Notes to Financial Statements

### 18. Other Equity

(₹ in Lakhs)

	As at 31st March, 2018	As at 31st March, 2017	As at 1st April, 2016
<b>Capital Reserve</b>			
Opening Balance	2,342.49	2,342.49	2,342.49
Add: Transferred on Amalgamation	447.26	-	-
Closing Balance	<b>2,789.75</b>	<b>2,342.49</b>	<b>2,342.49</b>
<b>Revaluation Reserve</b>			
Opening Balance	-	-	-
Add: Transferred on Amalgamation	967.90	-	-
Closing Balance	<b>967.90</b>	-	-
<b>General Reserve</b>			
Opening Balance	-	-	-
Add: Transferred on Amalgamation	11,648.88	-	-
Closing Balance	<b>11,648.88</b>	-	-
<b>Retained Earnings</b>			
Opening Balance	(266.40)	(1,728.42)	(1,728.42)
Add: Transferred on Amalgamation	6,325.46	-	-
Less: Ind AS Impact of Transferor Company	(758.59)	-	-
Less: Cancellation of Investment on Amalgamation	5,726.58	-	-
Add: Profit for the year	378.85	1,462.02	-
	<b>(47.26)</b>	<b>(266.40)</b>	<b>(1,728.42)</b>
<b>Other Comprehensive Income</b>			
Opening Balance	(5.72)	-	-
Add: For the year	6.38	(5.72)	-
	<b>0.66</b>	<b>(5.72)</b>	-
<b>Total Reserves and Surplus</b>	<b>15,359.93</b>	<b>2,070.37</b>	<b>614.07</b>

### 19. Borrowings (Non-Current)

(₹ in Lakhs)

	As at 31st March, 2018	As at 31st March, 2017	As at 1st April, 2016
<b>Secured</b>			
Term Loans from Banks (Refer Note No. 41[A])	33,044.10	39,849.89	25,763.26
Term Loans from Non Banking Financial Companies (Refer Note No. 41[B])	17,654.89	9,712.00	4,963.69
	<b>50,698.99</b>	<b>49,561.89</b>	<b>30,726.95</b>
<b>Unsecured</b>			
Redeemable Non-Convertible Debentures (Refer Note No. 42[A])	24,990.65	28,472.66	29,935.49
Term Loans from Non Banking Financial Companies (Refer Note No. 42[B])	20,565.17	15,039.41	7,300.00
	<b>45,555.82</b>	<b>43,512.07</b>	<b>37,235.49</b>
	<b>96,254.81</b>	<b>93,073.96</b>	<b>67,962.44</b>

### 20. Provisions (Non-Current)

(₹ in Lakhs)

	As at 31st March, 2018	As at 31st March, 2017	As at 1st April, 2016
Provision for Employee Benefits (Refer Note No. 36)			
Gratuity	111.02	101.98	73.90
Leave Encashment	79.84	46.12	79.10
	<b>190.86</b>	<b>148.10</b>	<b>153.00</b>

## Notes to Financial Statements

### 21. Borrowings (Current)

(₹ in Lakhs)

	As at 31st March, 2018	As at 31st March, 2017	As at 1st April, 2016
<b>Secured</b>			
Overdraft from Banks *	17,426.12	2,430.83	331.10
	<b>17,426.12</b>	<b>2,430.83</b>	<b>331.10</b>
<b>Unsecured</b>			
Redeemable Non-Convertible Debentures (Refer Note No. 43[A])	-	-	10,000.00
Term Loans from Non Banking Financial Companies (Refer Note No. 43[B])	9,500.00	-	9,999.55
Loans from Other Bodies Corporate #	29,498.23	22,536.84	86.78
	<b>38,998.23</b>	<b>22,536.84</b>	<b>20,086.33</b>
	<b>56,424.35</b>	<b>24,967.67</b>	<b>20,417.43</b>

- \* (i) ₹2,956.37 lakhs secured by the securities as mentioned in Note No. 41[A](a), 41[A](d) & 41[A](e) under the heading "Term Loan from Banks" as this facility is a sub-limit thereof  
(ii) ₹13,523.12 lakhs secured by pledge of third party's fixed deposits  
(iii) ₹946.63 lakhs secured by hypothecation on receivables of the project at "Zandu Sigma Estates" 70 Gokhale Road, Dadar, Mumbai - 400025 coupled with corporate guarantee by a related party  
#includes ₹20,760.56 Lakhs from Related parties, Repayable on demand

### 22. Trade Payables

(₹ in Lakhs)

	As at 31st March, 2018	As at 31st March, 2017	As at 1st April, 2016
Micro, Small and Medium Enterprises	3.06	8.04	13.91
Others	1,135.38	1,878.08	2,243.69
	<b>1,138.44</b>	<b>1,886.12</b>	<b>2,257.60</b>

### 23. Other Financial Liabilities

(₹ in Lakhs)

	As at 31st March, 2018	As at 31st March, 2017	As at 1st April, 2016
Current Maturities of Long Term Debts (Refer Note No. 41[A], 41[B], 42[A] & 42[B])	47,621.33	35,202.33	28,573.33
Interest accrued but not due on borrowings	3,250.13	6,954.01	6,258.93
Advances from Related Parties (Refer Note No. 40)	12.50	717.08	371.17
Advances from Others	2,113.19	1,588.04	4.33
Cheques Overdrawn	2.63	-	-
Deposits Received	2.00	-	-
Liabilities for Expenses	8.64	8.19	7.26
Employee Benefits Payables	6.40	4.43	15.64
Retention Money	531.88	314.45	344.03
Unclaimed Fractional Share Sale Proceeds	-	0.25	0.25
	<b>53,548.70</b>	<b>44,788.78</b>	<b>35,574.94</b>

### 24. Other Current Liabilities

(₹ in Lakhs)

	As at 31st March, 2018	As at 31st March, 2017	As at 1st April, 2016
Advances from Customers	49,153.50	44,025.47	39,437.83
Fluctuating Capital Account with LLP	46.41	38.19	349.12
Duties & Taxes Payables	348.57	537.05	358.67
	<b>49,548.48</b>	<b>44,600.71</b>	<b>40,145.62</b>

## Notes to Financial Statements

### 25. Provisions (Current)

(₹ in Lakhs)

	As at 31st March, 2018	As at 31st March, 2017	As at 1st April, 2016
Provision for Employee Benefits (Refer Note No. 36)			
Gratuity	8.40	2.90	3.62
Leave Encashment	5.95	7.58	8.19
	<b>14.35</b>	<b>10.48</b>	<b>11.81</b>

### 26. Revenue from Operations

(₹ in Lakhs)

	Year ended 31st March, 2018	Year ended 31st March, 2017
Operating Income		
Sale of Trade Goods	23.04	-
	<b>23.04</b>	<b>-</b>
Other Operating Income		
Nomination Charges	53.24	26.55
Cancellation Charges	66.67	51.61
Legal Fees Received	3.78	15.30
	<b>123.69</b>	<b>93.46</b>
	<b>146.73</b>	<b>93.46</b>

### 27. Other Income

(₹ in Lakhs)

	Year ended 31st March, 2018	Year ended 31st March, 2017
Interest Income from		
Subsidiaries	205.18	783.87
Associates	236.56	418.42
LLP	5,534.80	4,363.75
Other Bodies Corporate	4,792.89	5,095.74
Debentures	453.33	259.16
Fixed Deposits	136.39	110.14
Income Tax Refund	200.79	14.18
Others	173.31	148.38
	<b>11,733.25</b>	<b>11,193.64</b>
Dividend Received	116.49	14.00
Profit on Sale of Non-Current Investment	23.00	-
Profit on Sale of Current Investment	0.10	-
Profit on Sale of Mutual Fund Units	0.84	14.14
Profit on Sale of Fixed Assets	1.06	-
Service Charges Received	4.98	182.95
Reversal of Share of Loss in LLP in Previous Year	-	334.02
Unpaid Liabilities and unclaimed balances written back	0.13	0.75
Miscellaneous Income	3.33	2.45
Income from Investment measured at amortised cost	-	52.40
	<b>149.93</b>	<b>600.71</b>
	<b>11,883.18</b>	<b>11,794.35</b>

### 28. Purchases

(₹ in Lakhs)

	Year ended 31st March, 2018	Year ended 31st March, 2017
Land	6,078.18	-
Trade Goods	23.35	-
	<b>6,101.53</b>	<b>-</b>

## Notes to Financial Statements

### 29. Changes in Inventories of Finished Goods, Stock-in-Trade and Work-in-Progress

(₹ in Lakhs)

	Year ended 31st March, 2018	Year ended 31st March, 2017
<b>I. Opening Stock</b>		
Land	960.42	960.42
Work-in-Progress	77,227.87	56,437.31
Shares	1,186.62	1,186.62
Debentures	2,448.00	2,448.00
	<b>81,822.91</b>	<b>61,032.35</b>
Add : Finished Properties (Transferred on Amalgamation)	991.72	-
Less: GST input claimed for VAT & Excise Duty	558.95	-
	<b>82,255.68</b>	<b>61,032.35</b>
<b>II. Closing Stock</b>		
Land	7,038.60	960.42
Work-in-Progress	1,02,822.79	77,227.87
Finished Properties	991.72	-
Shares	1,186.62	1,186.62
Debentures	2,448.00	2,448.00
Stock-in-Trade	3.52	-
	<b>1,14,491.25</b>	<b>81,822.91</b>
Changes in Inventories (I -II)	<b>(32,235.57)</b>	<b>(20,790.56)</b>

### 30. Employee Benefits Expense

(₹ in Lakhs)

	Year ended 31st March, 2018	Year ended 31st March, 2017
Salaries, Gratuity & Allowances	1,416.98	1,478.40
Contribution to Provident and Other Funds	51.17	43.97
Staff Welfare Expenses	14.03	14.15
	<b>1,482.18</b>	<b>1,536.52</b>

### 31. Finance Costs

(₹ in Lakhs)

	Year ended 31st March, 2018	Year ended 31st March, 2017
Interest Expenses	20,567.45	15,818.66
Add: Other Borrowing Costs	1,378.02	794.98
	21,945.47	16,613.64
Less: Capitalised to Investment Property	573.34	502.14
	<b>21,372.13</b>	<b>16,111.50</b>

### 32. Project Expenses

(₹ in Lakhs)

	Year ended 31st March, 2018	Year ended 31st March, 2017
Materials Consumed	1,950.00	1,955.88
Payments to Contractors	10,846.98	9,369.11
Consultants Fees	579.32	684.78
Project Promotion & Expenses	383.32	309.94
Insurance	(5.79)	0.44
Repair & Maintenance	61.56	45.39
Rates & Taxes	73.00	314.16
Travelling & Conveyance	124.74	78.74
Other Operating Expenses	135.89	132.21
	<b>14,149.02</b>	<b>12,890.65</b>

## Notes to Financial Statements

### 33. Other Expenses

(₹ in Lakhs)

	Year ended 31st March, 2018	Year ended 31st March, 2017
Electricity Charges	2.62	0.31
Rent	48.29	33.93
Repairs & Maintenance	30.68	30.17
Rates & Taxes	87.98	3.03
Advertisement & Publicity	4.07	1.21
Custodial Fees	4.32	2.29
Listing Fees	13.02	4.44
Directors' Sitting Fees	9.19	4.68
Postage & Courier	13.69	3.68
Printing & Stationery	7.69	5.53
Royalty	10.00	13.44
Insurance	1.32	1.49
Brokerage	6.02	-
Corporate Social Responsibility	295.00	-
Travelling & Conveyance	25.30	21.70
Legal & Professional Fees	130.15	71.82
Share of Loss in LLP	8.22	23.09
Loss on Sale of Current Investments	-	18.00
Expenses from Investment measured at amortised cost	90.13	-
Miscellaneous Expenses	34.49	16.44
Auditors' Remuneration (Refer Note No. 35)	19.08	12.07
	<b>841.26</b>	<b>267.32</b>

### 34. Earnings per Share (EPS)

(₹ in Lakhs)

	Year ended 31st March, 2018	Year ended 31st March, 2017
<b>Earnings per Share is calculated as follows:</b>		
Profit after tax attributable to Equity Shareholders	378.85	1,462.02
Weighted average number of equity shares	2,79,38,889	2,42,98,392
Nominal value of Equity Share	2.00	2.00
<b>Basic and Diluted Earnings per Share</b>	<b>1.36</b>	<b>6.02</b>

### 35. Auditors' Remuneration

(₹ in Lakhs)

	Year ended 31st March, 2018	Year ended 31st March, 2017
Audit Fees	9.04	7.78
Tax Audit Fees	0.50	0.50
Limited Review	1.95	1.51
Other Matters	7.59	2.28
	<b>19.08</b>	<b>12.07</b>

## Notes to Financial Statements

### 36. As per actuarial valuations as on 31st March, 2018 and recognized in the financial statement in respect of Employee benefit schemes

(₹ in Lakhs)

Particulars	As at 31st March, 2018		As at 31st March, 2017	
	Gratuity	Leave Encashment	Gratuity	Leave Encashment
	Unfunded	Unfunded	Unfunded	Unfunded
<b>A. Expenses Recognised in the income statement</b>				
1. Current Service Cost	17.62	10.03	19.74	7.04
2. Interest Cost	8.07	4.05	6.84	5.29
3. Loss/(Gain) on settlement	-	-	-	-
4. Net interest cost/(income) on the Net Defined Benefit Liability/ (Assets)	-	-	-	-
5. Re-measurement (or Actuarial)(gain)/loss arising from:	-	-	-	-
- Change in demographic assumptions	-	-	-	-
- Change in financial assumptions	-	(0.90)	-	1.66
- Experience variance (i.e. Actual expense vs assumptions)	-	21.77	-	(44.11)
- Others	-	-	-	-
6. Return on plan assets, excluding amount recognised in net interest expenses	-	-	-	-
7. Re-measurement (or Actual)(gain)/loss arising because of change in effect of asset ceiling	-	-	-	-
<b>8. Total Expenses recognised in the Statement of Profit &amp; Loss</b>	<b>25.70</b>	<b>34.95</b>	<b>26.58</b>	<b>(30.12)</b>
<b>B. Assets and Liability</b>				
1. Present value of Obligation	119.54	85.79	104.88	53.69
2. Fair Value of Plan Assets	-	-	-	-
3. Funded Status [Surplus/(deficit)]	(119.54)	(85.79)	(104.88)	(53.69)
4. Effects of Assets Ceiling, if any	-	-	-	-
<b>5. Net asset/(liability) recognized in balance sheet</b>	<b>(119.54)</b>	<b>(85.79)</b>	<b>(104.88)</b>	<b>(53.69)</b>
<b>C. Change in Present Value of Obligation</b>				
1. Present value of Obligation as at beginning of period	104.88	53.69	77.51	87.28
2. Current Service Cost	17.62	10.03	19.74	7.04
3. Interest Expenses or Cost	8.07	4.05	6.84	5.29
Re-measurement (or Actuarial)(gain)/loss arising from:	-	-	-	-
- Change in demographic assumptions	-	-	-	-
- Change in financial assumptions	(0.82)	(0.90)	2.92	1.66
- Experience variance (i.e. Actual expense vs assumptions)	(8.94)	21.77	5.82	(44.11)
- Others	-	-	-	-
4. Past Service Cost	-	-	-	-
5. Effect of change in foreign exchange rates	-	-	-	-
6. Benefits Paid	(1.39)	(2.85)	(7.95)	(3.47)
7. Acquisition Adjustment	-	-	-	-
8. Effect of business combinations or disposals	-	-	-	-
<b>9. Present value of Obligation as at the end of period</b>	<b>119.43</b>	<b>85.79</b>	<b>104.88</b>	<b>53.69</b>
<b>D. Change in Fair Value of Plan Assets</b>				
1. Fair Value of Plan Assets at beginning of period	-	-	-	-
2. Investment Income	-	-	-	-
3. Employer's Contribution	1.39	2.85	7.95	3.47
4. Employee's Contribution	-	-	-	-
5. Benefits paid	(1.39)	(2.85)	(7.95)	(3.47)
6. Return on plan assets, excluding amount recognised in net interest expenses	-	-	-	-

## Notes to Financial Statements

36. As per actuarial valuations as on 31st March, 2018 and recognized in the financial statement in respect of Employee benefit schemes (Contd.)

(₹ in Lakhs)

Particulars	As at 31st March, 2018		As at 31st March, 2017	
	Gratuity	Leave Encashment	Gratuity	Leave Encashment
	Unfunded	Unfunded	Unfunded	Unfunded
7. Acquisition Adjustment	-	-	-	-
<b>8. Fair Value of Plan Assets at end of period</b>	-	-	-	-
<b>E. Other Comprehensive Income</b>				
1. Actuarial (gain)/losses	-	-	-	-
- Change in demographic assumptions	-	-	-	-
- Change in financial assumptions	(0.82)	-	2.92	-
- Experience variance (i.e. Actual expense vs assumptions)	(8.94)	-	5.82	-
- Others	-	-	-	-
2. Return of plan assets, excluding amount recognised in net interest expenses	-	-	-	-
3. Re-measurement (or Actuarial)(gain)/loss arising because of change in effect of asset ceiling	-	-	-	-
<b>4. Components of defined benefit costs recognised in other comprehensive income</b>	(9.76)	-	8.74	-
<b>F. Financial Assumptions</b>				
1. Discount Rate (%)	7.75%	7.75%	7.50%	7.50%
2. Salary Growth Rate (per annum)	6.00%	6.00%	6.00%	6.00%
<b>G. Demographic Assumptions</b>				
1. Mortality Rate (% of IALM 06-08)	5.00%	5.00%	5.00%	5.00%
2. Withdrawal Rate (per annum)	1% to 8%	1% to 8%	1% to 8%	1% to 8%

### Sensitivity Analysis :-

Significant actuarial assumptions for the determination of the defined benefit obligation are discount rate, expected salary increase and mortality. The sensitivity analysis below have been determined based on reasonably possible changes of the assumption occurring at the end of the reporting period, while holding all other assumptions constant. The results of sensitivity analysis is given below:

(₹ in Lakhs)

Particulars	Gratuity		Leave Encashment	
	As at 31st March, 2018	As at 31st March, 2017	As at 31st March, 2018	As at 31st March, 2017
	Defined Benefit Obligation (Base)	119.43	104.88	85.79

(₹ in Lakhs)

Particulars	Gratuity			
	As at 31st March, 2018		As at 31st March, 2017	
	Decrease	Increase	Decrease	Increase
Discount Rate (-/+1%)	126.25	113.33	111.26	99.20
(% change compared to base due to sensitivity)				
Salary Growth Rate (-/+1%)	112.73	126.80	99.07	111.29
(% change compared to base due to sensitivity)				
Attrition Rate (-/+50%)	119.06	119.73	103.94	106.04
(% change compared to base due to sensitivity)				



## Notes to Financial Statements

### 36. As per actuarial valuations as on 31st March, 2018 and recognized in the financial statement in respect of Employee benefit schemes (Contd.)

(₹ in Lakhs)

Particulars	Leave Encashment			
	As at 31st March, 2018		As at 31st March, 2017	
	Decrease	Increase	Decrease	Increase
Discount Rate (-/+1%) (% change compared to base due to sensitivity)	89.57	82.36	57.33	50.47
Salary Growth Rate (-/+1%) (% change compared to base due to sensitivity)	81.95	89.96	50.40	57.33
Attrition Rate (-/+50%) (% change compared to base due to sensitivity)	85.43	86.12	53.21	54.28

The sensitivity analysis presented above may not be representative of the actual change in the defined benefit obligation as it is unlikely that the change in assumptions would occur in isolation of one another as some of the assumptions may be correlated.

There is no change in the method of valuation for the prior period.

#### Effect of Plan on Entity's Future Cash Flows

##### a) Funding arrangements and Funding Policy

The Company has purchased an insurance policy to provide for payment of gratuity to the employees. Every year, the insurance company carries out a funding valuation based on the latest employee data provided by the Company. Any deficit in the assets as a result of such valuation is funded by the Company.

For Leave, the Scheme is partly managed on fund basis.

##### b) Expected Contribution during the next annual reporting period

(₹ in Lakhs)

Particulars	Gratuity		Leave Encashment	
	2017-18	2016-17	2017-18	2016-17
The Company's best estimate of Contribution during the next year	35.62	31.07	20.88	20.64

##### c) Maturity Profile of Defined Benefit Obligation

(₹ in Lakhs)

Particulars	Gratuity		Leave Encashment	
	2017-18	2016-17	2017-18	2016-17
Weighted average duration (based on discounted cashflows)	4.87	5.02	2.50	5.50

(₹ in Lakhs)

#### Expected cash flows over the next (valued on undiscounted basis)

	Gratuity		Leave Encashment	
	2017-18	2016-17	2017-18	2016-17
1 Year	4.46	18.84	3.20	6.85
2 to 5 Years	591.70	51.65	67.31	25.51
6 to 10 Years	349.70	34.39	4.94	21.32

### 37. Carrying value and Fair Value of Financial Instruments is as follows:

(₹ in Lakhs)

Particulars	As at 31st March, 2018			As at 31st March, 2017			As at 1st April, 2016		
	FVTPL	Amortized Cost	Total	FVTPL	Amortized Cost	Total	FVTPL	Amortized Cost	Total
<b>Financial Assets:</b>									
<b>Non-Current</b>									
Investment in equity instruments		726.60	726.60		6,088.91	6,088.91		6,088.91	6,088.91
Investment in Preference Shares	5,440.23	-	5,440.23	628.66	-	628.66	576.26	-	576.26
Investment in Bonds		-	-		402.00	402.00		402.00	402.00
Investment in Debentures	11,274.22	-	11,274.22	-	-	-	4,307.60	-	4,307.60

## Notes to Financial Statements

### 37. Carrying value and Fair Value of Financial Instruments is as follows: (Contd.)

(₹ in Lakhs)

Particulars	As at 31st March, 2018			As at 31st March, 2017			As at 1st April, 2016		
	FVTPL	Amortized	Total	FVTPL	Amortized	Total	FVTPL	Amortized	Total
		Cost			Cost			Cost	
Investment in LLPs		0.41	0.41		0.41	0.41		0.41	0.41
Loans		31,626.70	31,626.70		31,497.08	31,497.08		12,527.08	12,527.08
Other Financial Assets		886.00	886.00		941.60	941.60		1,061.11	1,061.11
<b>Current</b>			-			-			-
Investments		385.62	385.62		389.66	389.66		419.66	419.66
Trade Receivables		-	-		-	-		50.16	50.16
Cash and Cash Equivalents		818.02	818.02		387.86	387.86		673.55	673.55
Other Bank Balances		325.51	325.51		936.62	936.62		760.80	760.80
Loans		91,148.92	91,148.92		76,097.11	76,097.11		67,148.57	67,148.57
Other Financial Assets		2,106.63	2,106.63		990.66	990.66		791.36	791.36
<b>Total</b>	<b>16,714.45</b>	<b>1,28,024.40</b>	<b>1,44,738.86</b>	<b>628.66</b>	<b>1,17,731.91</b>	<b>1,18,360.57</b>	<b>4,883.86</b>	<b>89,923.61</b>	<b>94,807.47</b>
<b>Financial Liabilities:</b>									
<b>Non-Current</b>									
Borrowings		96,254.81	96,254.81		93,073.95	93,073.95		67,962.44	67,962.44
<b>Current</b>									
Borrowings		56,424.35	56,424.35		24,967.67	24,967.67		20,417.43	20,417.43
Trade Payables		1,138.44	1,138.44		1,886.12	1,886.12		2,257.60	2,257.60
Other Financial Liabilities		53,548.70	53,548.70		44,788.78	44,788.78		35,574.94	35,574.94
<b>Total</b>	<b>2,07,366.30</b>	<b>2,07,366.30</b>	<b>2,07,366.30</b>	<b>1,64,716.52</b>	<b>1,64,716.52</b>	<b>1,64,716.52</b>	<b>1,26,212.41</b>	<b>1,26,212.41</b>	<b>1,26,212.41</b>

### 38. Fair Value Hierarchy

The table shown below analyses financial instruments carried at fair value. The different levels have been defined below:-

Level 1: Quoted Prices (unadjusted) in active markets for identical assets or liabilities

Level 2: Inputs other than quoted prices included within Level 1 that are observable for the asset or liability, either directly (i.e., as prices) or indirectly (i.e., derived from prices)

Level 3: Inputs for the asset or liability that are not based on observable market data (unobservable inputs)

#### a) Financial assets measured at fair value at 31st March, 2018

(₹ in Lakhs)

Particulars	Level 1	Level 2	Level 3	Total
<b>Financial Assets</b>				
Investment at FVTPL				
In preference shares		5,440.23		5,440.23
In debentures		11,008.89		11,008.89

#### Financial assets measured at fair value at 31st March, 2017

(₹ in Lakhs)

Particulars	Level 1	Level 2	Level 3	Total
<b>Financial Assets</b>				
Investment at FVTPL				
In preference shares		628.66		628.66
In debentures		-		-

#### Financial assets measured at fair value at 1st April 2016

(₹ in Lakhs)

Particulars	Level 1	Level 2	Level 3	Total
<b>Financial Assets</b>				
Investment at FVTPL				
In preference shares		576.26		576.26
In debentures		4,307.60		4,307.60

#### b) Financial instruments at amortized cost

The carrying amount of financial assets and financial liabilities measured at amortised cost in the financial statements are a reasonable approximation of their fair values since the Company does not anticipate that the carrying amounts would be significantly different from the values that would eventually be received or settled

c) During the year there has been no transfer from one level to another

## Notes to Financial Statements

### 39. Financial risk management objectives and policies

The Company's principal financial liabilities, comprise of borrowings, trade and other payables. The main purpose of these financial liabilities is to finance the Company's operations. The Company's principal financial assets includes loans, trade and other receivables and cash & cash equivalents that derive directly from its operations.

The Company is exposed to market risk, credit risk and liquidity risk. The Company's Management oversees the management of these risks and ensures that the Company's financial risks activities are governed by appropriate policies and procedures and that finance risk are identified, measured and managed in accordance with the Company's policies and risk objectives.

The Board of Directors reviews and agrees policies for managing each of these risks, which are summarised below:-

#### A. Credit Risk

Credit risk is the risk of loss that may arise on outstanding financial instruments if a counter party default on its obligations. The Company's exposure to credit risk arises majorly from trade receivables/unbilled revenue and other financial assets.

Other financial assets like bank deposits, advances and security deposits are with banks, government bodies, utility providers, contractors and others, and hence, the Company does not expect any credit risk with respect to trade receivables/ unbilled revenue and other financial assets.

With respect to trade receivables/unbilled revenue, the Company has constituted teams to review the receivables on periodic basis and take necessary mitigations whenever required. The Company creates allowance for all unsecured receivables based on lifetime Expected Credit Loss.

The following table summarizes the change in the loss allowance measured using ECL:

(₹ in Lakhs)		
Reconciliation of Loss Allowance	Trade Receivables	Security Deposits
<b>As on April 1, 2016</b>	-	-
Allowance for Expected Credit Loss	-	-
<b>As on March 31, 2017</b>	-	-
Allowance for Expected Credit Loss	-	-
<b>As on March 31, 2018</b>	-	-

#### B. Liquidity Risk

The Company's principal sources of liquidity are cash and cash equivalents and the cash flow that is generated from operations. The Company believes that the cash and cash equivalents is sufficient to meet its current requirements. Accordingly, no liquidity risk is perceived.

The backup of cash and cash equivalents, deposits and investments is as below:

(₹ in Lakhs)		
Particulars	31st March, 2018	31st March, 2017
Cash and Cash equivalents	818.03	387.86
Bank balance other than cash and cash equivalents	325.51	936.62
Investments	17,827.08	7,509.64

The table below summarises the maturity profile of the Company's financial liabilities at the reporting date. The amounts are based on contractual undiscounted payments

(₹ in Lakhs)				
Particulars	Maturity period	March 31, 2018	March 31, 2017	March 31, 2016
<b>Financial Liabilities - Current</b>				
Borrowings	within 1 year	56,424.34	24,967.67	20,417.43
Trade Payable	within 1 year	1,138.44	1,886.12	2,257.60
Other Financial Liabilities	within 1 year	53,548.70	44,788.78	35,574.94
<b>Financial Liabilities - Non-Current</b>				
Borrowings	Between 1-5 year	96,254.81	93,073.95	67,962.44

## Notes to Financial Statements

### 39. Financial risk management objectives and policies (Contd.)

#### C. Market Risk

##### a. Interest Rate Risk

The Company has taken debt to finance its working capital, which exposes it to interest rate risk. Borrowings issued at variable rates expose the Company to interest rate risk.

(₹ in Lakhs)

Particulars	March 31, 2018	March 31, 2017	April 1, 2016
Variable rate borrowing	1,17,715.20	86,803.63	66,599.83
Fixed rate borrowing	69,506.59	62,580.87	50,010.49
<b>Total borrowings</b>	<b>1,87,221.79</b>	<b>1,49,384.50</b>	<b>1,16,610.32</b>

Market risk is the risk that fair value of future cash flows of a financial instrument will fluctuate because of change in market prices. Market risk comprises two type of risk: interest rate risk and other price risk, such as equity price risk and commodity/real estate risk.

The sensitivity analysis in the following sections related to the position as at March 31, 2018 and March 31, 2017. The sensitivity analysis has been prepared on the basis that the amount of net debt and ratio of fixed to floating interest rates of debts.

Interest rate risk is the risk that the fair value or future cash flows of an exposure will fluctuate because of changes in interest rate. The entity's exposure to the risk of changes in interest rates relates primarily to the entity's operating activities (when receivables or payables are subject to different interest rates) and the entity's receivables or payables.

The Company is affected by the price volatility of certain commodities/real estates. Its operating activities require the ongoing development of real estate. The Company's Management has developed and enacted a risk management strategy regarding commodity/real estate price risk and its mitigation. The Company is subject to the price risk variables, which are expected to vary in line with the prevailing market conditions.

##### Interest rate sensitivity

The following table demonstrates the sensitivity to a reasonably possible change in interest rate, with all other variables held constant. The impact on entity's profit before tax is due to change in the fair value of financial assets and liabilities.

(₹ in Lakhs)

Particulars	As at March 31, 2018	As at March 31, 2017
<b>Interest Sensitivity*</b>		
Interest Rates increase by 100 basis points	1,872	1,494
Interest Rates decrease by 100 basis points	(1,872)	(1,494)

\*Holding all other variables constant

##### b. Price Risk

The Company's exposure to price risk arises from investments held and classified as FVTPL or FVOCI. To manage the price risk arising from investments, the Company diversifies its portfolio of assets.

##### Sensitivity Analysis

Particulars	As at March 31, 2018	As at March 31, 2017
<b>Price Sensitivity*</b>		
Price increase by 5%- FVOCI	-	-
Price decrease by 5%- FVOCI	-	-
Price increase by 5%- FVTPL	-	-
Price decrease by 5%- FVTPL	-	-

\*Holding all other variables constant

# Notes to Financial Statements

## 40. Related Party Transactions

1. List of Related Parties as required by IND AS-24, "Related Party Disclosures", are given below:

### A. Related Party where Control Exists

<b>i. Subsidiaries:</b>	
1. Sneha Ashiana Private Limited	3. Delta PV Private Limited
2. New Age Realty Private Limited	
<b>ii. Associates :</b>	
1. Roseview Developers Private Limited	3. Bengal Emami Housing Limited
2. Prajay Urban Private Limited	4. Swanhousing & Infra Private Limited
<b>iii. Limited Liability Partnerships :</b>	
1. Lohitka Properties LLP	2. Supervalue Nirman LLP

### B. Other Related Parties with whom transactions have taken place during the year

<b>i. Key Management Personnel &amp; Other Directors:</b>	
<b>a) Key Management Personnel:</b>	
1. Mr. Rajesh Bansal	Whole-time Director
2. Mr. Girja Kumar Choudhary	Whole-time Director & CFO
3. Mr. Sanjay Choudhary	Whole-time Director (Ceased w.e.f. 09.08.2017)
4. Dr. Kalyanasundaram Ramamurthy	Whole-time Director (Ceased w.e.f. 30.03.2018)
5. Ms. Payel Jain	Company Secretary
<b>b) Other Directors:</b>	
1. Mr. Abhijit Datta	Non-Executive Chairman (Independent)
2. Mr. Hari Mohan Marda	Independent Director
3. Mr. Ram Gobind Ganeriwala	Independent Director
4. Mrs. Karabi Sengupta	Independent Director
5. Mr. Debasish Bhaumik	Independent Director
6. Mr. Basant Kumar Parakh	Non-Executive Non-Independent Director
<b>ii. Relatives of Key Managerial Personnel</b>	
1. Mr. Yasho Vardhan Bansal	Son of Mr. Rajesh Bansal
2. Mrs. Roshan Choudhary	Wife of Mr. Sanjay Choudhary
<b>iii. Entities where One Key Management Personnel has significant influence</b>	
1. Dev Infracity Private Limited	2. Raj Infraproperties Private Limited
<b>iv. Entities wherein the Company's Promoters have significant influence</b>	
1. Add-Albatross Properties Private Limited	25. Oriental Sales Agencies (India) Private Limited
2. AMRI Hospitals Limited	26. Paradise Agriculture Private Limited
3. Aviro Vyapaar Private Limited	27. Prime Constructions Private Limited
4. Bhanu Vyapaar Private Limited	28. Sanjeevani Vyapaar LLP
5. Creative Cultivation Private Limited	29. Sneha Skyhigh Private Limited
6. Diwakar Viniyog Private Limited	30. Suntrack Commerce Private Limited
7. Emami Agrotech Limited	31. Sneha Abasan Private Limited
8. Emami Beverages Limited	32. Sneha Enclave Private Limited
9. Emami Buildcon Private Limited	33. Sneha Gardens Private Limited
10. Emami Capital Markets Limited	34. Sneha Niketan Private Limited
11. Emami Constructions Private Limited	35. South City Projects (Kolkata) Limited
12. Emami Estates Private Limited	36. Anamika Kala Sangam Trust
13. Emami Frankross Limited	37. Auto Hitech Private Limited
14. Emami Home Private Limited	38. Begonia Textiles Private Limited
15. Emami Limited	39. Camellias Merchants Private Limited
16. Emami Paper Mills Limited	40. Eveningstar Trades Private Limited
17. Emami Projects Private Limited	41. Eveningstar Vinimay Private Limited
18. Emami Nirman Private Limited	42. Fiddle Engineering Private Limited
19. Emami Vriddhi Commercial Private Limited	43. Genil Commosale Private Limited
20. Fastgrow Crops Private Limited	44. Polpit Vincom Private Limited
21. Jhansi Properties Private Limited	45. Sureshine Vinimay Private Limited
22. Magnificent Vyapaar LLP	46. Swans Home Private Limited
23. Midkot Trades Private Limited	47. Touchwin Tradecom Private Limited
24. New Way Constructions Limited	

## Notes to Financial Statements

### 40. Related Party Transactions (Contd.)

v) Transactions during the year with related parties:

Nature of Transactions	Subsidiaries		Associates		Limited Liability Partnerships		Key Management Personnel and Other Directors		Relatives of Key Managerial Personnel		Entities over which One Key Management Personnel have significant influence		Entities wherein the Company's promoters have significant influence		Total	
	31/03/18	31/03/17	31/03/18	31/03/17	31/03/18	31/03/17	31/03/18	31/03/17	31/03/18	31/03/17	31/03/18	31/03/17	31/03/18	31/03/17	31/03/18	31/03/17
Loans Taken	-	-	9,995.00	-	-	-	-	-	-	-	-	-	67,662.69	34,088.00	67,662.69	44,083.00
Loans Repaid	-	-	9,088.09	-	-	-	-	-	-	-	-	-	67,999.29	16,681.40	67,999.29	25,769.49
Interest Paid	-	-	13.73	-	-	-	-	-	-	-	-	-	2,497.53	361.45	2,497.53	375.18
Loan Given	680.07	3,306.78	1,600.00	1,224.00	3,882.75	6,779.44	-	-	-	-	-	-	13,041.69	13,937.86	19,204.51	25,248.07
Realisation of Loan Given	-	3,088.35	1,945.32	650.81	111.22	128.27	-	-	-	-	-	-	7,804.37	19,002.66	9,860.91	22,870.09
Interest Received	443.79	1,107.96	404.68	412.85	154.68	130.91	-	-	-	-	-	5.43	3,018.81	3,498.49	4,021.96	5,155.64
Advances Received	-	-	-	-	-	-	-	-	-	-	300.00	-	-	-	300.00	-
Repayment of Advances Received	-	-	-	-	-	-	-	-	-	-	300.00	-	-	-	300.00	-
Advances Given	-	-	-	-	-	-	-	-	-	-	-	229.05	-	308.76	-	537.81
Realisation of Advances Given	-	-	-	18.79	-	-	-	-	-	-	-	-	-	0.03	-	18.82
Security Deposit	-	2,990.00	-	-	-	-	-	-	-	-	-	2,550.00	-	2,550.72	-	8,090.72
Reimbursements	49.87	43.07	-	167.50	39.18	113.75	-	-	-	-	104.95	88.55	294.06	305.39	488.06	718.27
Sale of Investments	-	-	-	-	-	-	-	-	-	-	-	-	425.00	12.00	425.00	12.00
Service Charges Received	-	-	-	207.00	-	-	-	-	-	-	-	-	5.87	3.39	5.87	210.39
Dividend Received	-	-	-	-	-	-	-	-	-	-	-	-	116.40	14.00	116.40	14.00
Reversal of Share of Loss in LLP in Previous Year	-	-	-	-	-	334.02	-	-	-	-	-	-	-	-	-	334.02
Rent	-	-	-	-	-	-	-	-	-	-	-	-	42.70	38.79	42.70	38.79
Repair & Maintenance	-	-	-	-	-	-	-	-	-	-	-	-	24.78	47.08	24.78	47.08
Electricity Charges	-	-	-	-	-	-	-	-	-	-	-	-	0.44	0.35	0.44	0.35
Royalty	-	-	-	-	-	-	-	-	-	-	-	-	11.80	15.38	11.80	15.38
Professional Fees	-	-	-	-	-	-	-	-	21.65	-	-	-	-	-	-	21.65
Commission Paid	-	-	-	-	-	-	-	-	-	-	0.66	1.29	341.57	309.07	342.24	310.35
Commission Received	-	-	-	-	-	-	-	-	-	-	-	-	1.36	-	1.36	-
Purchase of Trade Goods	-	-	-	-	-	-	-	-	-	-	-	-	26.30	-	26.30	-
Share of Loss in LLP	-	-	-	-	8.22	23.09	-	-	-	-	-	-	-	-	8.22	23.09
Remunerations* -Short-term employee benefits	-	-	-	-	-	-	312.75	459.19	10.64	2.58	-	-	-	-	323.39	461.77
Sitting Fees	-	-	-	-	-	-	9.18	4.66	-	-	-	-	-	-	9.18	4.66
General Expenses	-	-	-	-	-	-	-	-	-	-	-	-	-	0.13	-	0.13
Staff Welfare	-	-	-	-	-	-	-	-	-	-	-	-	-	0.01	-	0.01

## Notes to Financial Statements

### 40. Related Party Transactions (Contd.)

v) Transactions during the year with related parties:

Nature of Transactions	Subsidiaries		Associates		Limited Liability Partnerships	Key Management Personnel and Other Directors	Relatives of Key Managerial Personnel		Entities over which One Key Management Personnel have significant influence	Entities wherein the Company's promoters have significant influence		Total
	31/03/18	31/03/17	31/03/18	31/03/17			31/03/18	31/03/17		31/03/18	31/03/17	
Purchase of AC	-	0.19	-	-	-	-	-	-	-	-	-	0.19
Redemption of Debentures	-	-	-	-	-	-	-	-	250.00	-	250.00	-
Motor Car Expenses	-	-	-	-	-	-	-	-	0.31	0.91	0.31	0.91
Corporate Guarantee taken	-	4,000.00	-	-	-	-	-	3,509.00	7,338.00	1,21,374.00	62,368.23	1,32,712.00
<b>Balance as on 31st March, 2018</b>												
Loans Given	3,790.88	3,110.81	2,995.98	3,341.29	31,664.18	27,892.66	-	-	-	19,420.26	64,517.95	53,765.02
Interest Receivable	198.10	443.79	229.46	404.68	12,107.41	7,106.07	-	-	-	3,722.22	16,257.19	12,101.19
Loans Taken	-	-	-	906.91	-	-	-	-	-	17,070.00	17,070.00	18,313.51
Interest Payable	-	-	-	123.59	-	-	-	-	-	3,690.56	1,283.87	1,407.47
Advances Given	-	-	-	-	-	-	-	573.46	381.51	246.87	375.90	757.41
Advances Taken	-	-	12.50	12.50	-	-	-	-	-	-	704.58	717.08
Fluctuating Capital Account with a LLP (Credit Balance)	-	-	-	-	46.41	38.19	-	-	-	-	-	46.41
Security Deposit	5,490.00	5,490.00	-	-	-	-	-	2,550.00	2,550.00	12,575.45	20,365.45	20,615.45
Investments	-	-	76.00	6,088.91	0.41	0.41	-	-	-	10,648.45	700.00	10,724.86
Inventories	1,186.62	1,186.62	2,448.00	2,448.00	-	-	-	-	-	-	-	3,634.62
Payable	-	-	-	-	-	-	-	0.82	1.22	342.88	297.93	343.70
Corporate Guarantee given	-	-	-	-	-	3,290.00	-	-	-	-	-	3,290.00
Corporate Guarantee taken <sup>^</sup>	1,000.00	4,000.00	-	-	-	-	-	10,847.00	7,338.00	1,66,472.00	1,50,250.00	1,78,319.00

\*Post-employment benefits are actuarially determined on overall basis and hence not separately provided.

<sup>^</sup>Corporate Guarantee includes Full Value of Multiple Guarantees taken against Loans from Banks & Financial Institutions.

### vi. Disclosure as per Regulation 34(3) of the SEBI (Listing Obligations and Disclosure Requirements) Regulations, 2015

Loans and advances in the nature of loans given to Subsidiaries and Associates:

Name of the Party	Amount outstanding				Maximum Balance outstanding during the year			
	31st March, 2018	31st March, 2017	1st April, 2016	31st March, 2016	31st March, 2018	31st March, 2017	1st April, 2016	31st March, 2016
<b>Loans:</b>								
Sneha Ashiana Private Limited	342.40	101.15	693.29	3073.62	342.40	3073.62	693.29	693.29
New Age Realty Private Limited	2,205.75	2,190.39	1,870.46	2,190.39	2,205.75	2,190.39	1,870.46	1,870.46
Delta PV Private Limited	1,440.82	1,263.06	1,096.51	1,440.82	1,440.82	1,263.06	1,096.51	1,096.51
Bengal Emami Housing Limited	3,225.44	3,745.98	3,168.29	3,745.98	3,745.98	3,168.29	3,745.98	3,168.29

## Notes to Financial Statements

### 41. Details of terms of repayment and nature of securities provided in respect of secured borrowings (non-current) are as under:

(A) Term Loans from Banks		(₹ in Lakhs)			
Bank	Nature of Security	Repayment terms	Interest Rate		
			31st March, 2018	As at 31st March, 2017	
			1st April, 2016		
a. RBL Bank Limited	First charge on immovable property owned by the Company and four related parties at Khailar, Uttar Pradesh, under the name of Project "Emami Nature", as well as hypothecation over the inventory and receivables thereof. Further, the loan is secured by the corporate guarantee of related parties including the land owning companies and Fixed deposits of ₹300 Lakhs kept in lien with Bank.	Term Loan of ₹8,500 Lakhs is repayable in 12 structured quarterly installments commencing from December, 2017, out of this, 4 installments of ₹212.50 Lakhs each, 2 installments of ₹425 Lakhs each, and 2 installments of ₹850 Lakhs each and 4 installments of ₹1,275 Lakhs each.	10.05%	6,974.85	7,298.56
b. RBL Bank Limited	Subservient charge by way of hypothecation over receivables of Company's Project "Emami City" and "Emami Tejomaya" coupled with corporate guarantee and pledge of equity shares held by two related parties	Term Loan of ₹16,500 Lakhs is repayable in 10 structured quarterly installments commencing from December, 2017, out of this, 5 installments of ₹825 Lakhs each, 1 installment of ₹1,650 Lakhs each, 3 installments of ₹2,475 Lakhs each and 1 installment of ₹3,300 Lakhs each.	9.75%	15,476.56	16,361.18
c. RBL Bank Limited	First charge on immovable property owned by Sneha Ashiana Private Limited (wholly-owned subsidiary) at Coimbatore, Tamil Nadu, under the name of Project "Emami Aerocity" as well as hypothecation over its inventory and receivables thereof. Further, the loan is secured by the Corporate Guarantee of a related party and the land owning company.	Term Loan of ₹4,000 Lakhs is repayable in 4 quarterly installments of ₹1,000 Lakhs each commencing from July, 2017	9.85%	999.12	3,951.87
d. ICICI Bank Limited	First charge on immovable property owned by Add-Albatross Properties Private Limited at 34 Egattur Village, Chengalpet Taluk, Tamil Nadu under the name of Project "Emami Tejomaya" and its receivables thereof. Further, the loan is secured by the corporate guarantee of Add-Albatross Properties Private Limited and Oriental Sales Agencies (India) Private Limited and Fixed deposits of ₹275 Lakhs kept in lien with Bank.	Term Loan of ₹12,500 Lakhs is repayable in 30 monthly installments of ₹333 Lakhs each commencing from April, 2017; ₹15,000 Lakhs is repayable in 30 monthly installments of ₹500 Lakhs each commencing from April, 2020	10.25%	10,258.27	8,806.87
e. ICICI Bank Limited	First charge on immovable property owned by Oriental Sales Agencies (India) Private Limited at 2 Jessore Road, Kolkata - 700028 under the name of Project "Emami City" and its receivables thereof as well as additional security of a land parcel owned by a related party together with the corporate guarantee by the said related party to the extent of the value of above mortgaged land. Further, the loan is secured by the corporate guarantee of Oriental Sales Agencies (India) Private Limited as well as Fixed deposits of ₹580 Lakhs kept in lien with Bank.	Term Loan of ₹12,500 Lakhs is repayable in 24 monthly installments of ₹520 Lakhs each commenced from March, 2016; ₹9,000 Lakhs is repayable in 24 monthly installments of ₹375 Lakhs each commencing from April, 2018; ₹10,000 Lakhs is repayable in 24 monthly installments of ₹417 Lakhs each commencing from April, 2018.	10.25%	17,720.30	19,250.42
				20,661.95	6,867.81



## Notes to Financial Statements

### 41. Details of terms of repayment and nature of securities provided in respect of secured borrowings (non-current) are as under: (Contd.)

(A) Term Loans from Banks		(₹ in Lakhs)				
Bank	Nature of Security	Repayment terms	Interest Rate	As at 31st March, 2018	As at 31st March, 2017	1st April, 2016
f. RBL Bank Limited	First charge on immovable property owned by the Company and four related parties at Khailar, Uttar Pradesh, under the name of Project "Emami Nature", as well as hypothecation over the inventory and receivables thereof. Further, the loan is secured by the corporate guarantee of related parties including land owning companies and Fixed deposits of ₹300 Lakhs kept in lien with Bank.	Repaid in May, 2016	10.65%	-	-	4,473.50
				51,429.10	55,668.89	32,003.26
	Less: Current Maturities of Long Term Debt disclosed under Other Financial Liabilities (Refer Note No. 23)			18,385.00	15,819.00	6,240.00
	<b>Total</b>			<b>33,044.10</b>	<b>39,849.89</b>	<b>25,763.26</b>

(B) Term Loans from Non Banking Financial Companies		(₹ in Lakhs)				
Financial Institutions	Nature of Security	Repayment terms	Interest Rate	As at 31st March, 2018	As at 31st March, 2017	1st April, 2016
i. L&T Fincorp Limited	Equitable Mortgage of Land at Jhansi owned by the Company alongwith certain related parties coupled with Corporate Guarantee of a related party.	Repaid in August, 2017	10.35%	-	3,972.35	-
	Equitable Mortgage of Land at Jhansi owned by the Company alongwith certain related parties coupled with Personal Guarantee of a related party.	Repaid in August, 2017	11.90%	-	2,996.01	4,978.21
		Repaid in August, 2017	11.90%	-	1,997.34	3,318.81
ii. Axis Finance Limited	First charge by way of mortgage of land at Indore and Bhubaneswar, owned by the Company and related parties coupled with Corporate Guarantee of the land owning companies and a related party.	₹9,709 Lakhs is repayable in 12 equal quarterly installments of ₹809.08 Lakhs commencing from March, 2018.	9.35%	8,577.27	5,879.63	-
iii. Housing Development Finance Corporation Limited	First charge by way of mortgage of owned land at Buda, Jhansi, Uttar Pradesh along with First Charge of further land at Buda, Jhansi, Uttar Pradesh owned by related parties coupled with Corporate Guarantee of a related party.	₹20,000 Lakhs is repayable in 8 equal quarterly installments of ₹2,500 Lakhs each, commencing from July, 2018.	10.36%	19,813.95	-	-
	Less: Current Maturities of Long Term Debt disclosed under Other Financial Liabilities (Refer Note No. 23)			28,391.22	14,845.33	8,297.02
				10,736.33	5,133.33	3,333.33
	<b>Total</b>			<b>17,654.89</b>	<b>9,712.00</b>	<b>4,963.69</b>

## Notes to Financial Statements

### 42. Details of terms of repayment and nature of securities provided in respect of unsecured borrowings (non-current) are as under:

(A) Redeemable Non-Convertible Debentures		(₹ in Lakhs)				
Non-Convertible Debentures	Nature of Security	Repayment terms	Interest Rate	As at		
				31st March, 2018	31st March, 2017	1st April, 2016
i. 1,150 Non-Convertible Debentures of ₹10,00,000/- each	Pledge of equity shares coupled with corporate guarantee of a related party.	Principal amount plus Redemption Premium such that the yield to maturity is @ 10.25% p.a. payable on redemption i.e. July, 2018 for Series A Debentures (900 Debentures) and June, 2018 for Series B Debentures (250 Debentures).	Zero	11,500.00	11,500.00	-
ii. 1,000 Non-Convertible Debentures of ₹10,00,000/- each	Pledge of equity shares coupled with corporate guarantee of a related party.	Redemption Premium at an internal rate of return of 8.60%. Bullet repayment on January 18, 2021 subject to the redemption premium reset on July 18, 2019	Zero	9,990.65	-	-
iii. 1,500 Non-Convertible Debentures of ₹10,00,000/- each	Pledge of equity shares coupled with corporate guarantee of a related party.	Redemption premium at an internal rate of return of 9.05%. Bullet repayment on March 25, 2021 subject to the redemption premium reset on March 11, 2020	Zero	15,000.00	-	-
iv. 1,000 Non-Convertible Debentures of ₹10,00,000/- each	Pledge of equity shares coupled with corporate guarantee of a related party.	Redeemed in March, 2018	Zero	-	10,000.00	10,000.00
v. 100 Non-Convertible Debentures of ₹1,00,00,000/- each	First pari-passu charge by mortgage of Project Land at Mulund, Mumbai owned by Lohitka Properties LLP along with fixed and current assets thereof and First pari-passu charge on Interest Service Reserve Account represented by Fixed deposits of ₹344,00/- Lakhs kept in lien. Further, the loan is secured by Personal Guarantee of a related party.	Redeemed in December, 2017	13.65%	-	9,972.66	9,956.69
vi. 100 Non-Convertible Debentures of ₹1,00,00,000/- each	Pledge of equity shares coupled with corporate guarantee of a related party.	Redeemed in July, 2017	Zero	-	10,000.00	10,000.00
vii. 1,000 Non-Convertible Debentures of ₹10,00,000/- each	Pledge of equity shares coupled with corporate guarantee of a related party.	Redeemed in September, 2016	Zero	-	-	9,978.80
Less: Current Maturities of Long Term Debt disclosed under Other Financial Liabilities (Refer Note No. 23)				36,490.65	41,472.66	39,935.49
<b>Total</b>				11,500.00	13,000.00	10,000.00
				24,990.65	28,472.66	29,935.49

## Notes to Financial Statements

### 42. Details of terms of repayment and nature of securities provided in respect of unsecured borrowings (non-current) are as under: (Contd.)

(B) Term Loans from Non Banking Financial Companies		(₹ in Lakhs)				
Financial Institutions	Nature of Security	Repayment terms	Interest Rate	As at		
				31st March, 2018	31st March, 2017	1st April, 2016
i. Kotak Mahindra Prime Limited	Pari-passu charge by mortgage of Project Land at Mulund, Mumbai owned by Lohitka Properties LLP and charge on Interest Service Reserve Account represented by Fixed deposits of ₹257.25 Lakhs kept in lien. Further, the loan is inter alia secured by Corporate Guarantee of a related party and pari-passu charge by way of hypothecation on all receivables and cash flows due from LLP	₹4800 Lakhs is repayable in 36 monthly installments of ₹133.33 Lakhs each, commencing from February, 2020.	10.50%	4,693.18	-	-
	Pledge of equity shares coupled with corporate guarantee of a related party.	Repayable in March, 2022.	8.75%	2,492.13	2,500.00	-
	Pledge of equity shares coupled with corporate guarantee of a related party.	₹3,000 Lakhs is repayable in 2 tranches of ₹1,500 Lakhs each, in August, 2018 and August, 2019.	9.50%	2,990.56	2,975.24	-
ii. Kotak Mahindra Investments Limited	Corporate Guarantee of a related party.	₹1,000 Lakhs is repayable in 2 tranches of ₹500 Lakhs each, in August, 2018 and August, 2019.	9.50%	993.35	986.11	-
iii. Axis Finance Limited	First charge by way of mortgage of Land at Buda, Uttar Pradesh owned by a related party coupled with Corporate Guarantee of the land owning company and a related party.	Bullet repayment at the end of 2 years from the date of disbursement i.e. 25th September, 2017.	9.85%	2,933.05	-	-
iv. Housing Development Finance Corporation Limited	First charge by way of mortgage of land at Buda, Jhansi, Uttar Pradesh owned by five related parties coupled with Corporate Guarantee of a related party for ₹10,000 Lakhs.	₹10,000 Lakhs is repayable in 8 equal quarterly installments of ₹1,250 Lakhs each, commencing from March, 2018.	10.70%	8,676.56	9,828.06	-
v. Clix Capital Services Private Limited	Pari-passu charge by mortgage of Project Land at Mulund, Mumbai owned by Lohitka Properties LLP and charge on Interest Service Reserve Account represented by Fixed deposits of ₹257.25 Lakhs kept in lien. Further, the loan is inter alia secured by Corporate Guarantee of a related party and pari-passu charge by way of hypothecation on all receivables and cash flows due from LLP.	₹5,000 Lakhs is repayable in 36 monthly installments of ₹138.89 Lakhs each, commencing from February, 2020.	10.50%	4,786.34	-	-
vi. Kotak Mahindra Prime Limited	Pledge of equity shares by a related party.	Repaid in May, 2016.	10.75%	-	-	7,300.00
vii. Tata Capital Finance Services Limited	Pledge of equity shares by a related party.	Repaid in July, 2016.	10.25%	-	-	5,000.00
		Repaid in September, 2016.	10.25%	-	-	4,000.00
Less: Current Maturities of Long Term Debt disclosed under Other Financial Liabilities (Refer Note No. 23)				27,565.17	16,289.41	16,300.00
<b>Total</b>				<b>7,000.00</b>	<b>1,250.00</b>	<b>9,000.00</b>
				<b>20,565.17</b>	<b>15,039.41</b>	<b>7,300.00</b>

## Notes to Financial Statements

### 43. Details of terms of repayment and securities provided in respect of unsecured borrowings (current) are as under:

(A) Redeemable Non-Convertible Debentures		(₹ in Lakhs)		
Non-Convertible Debentures	Nature of Security	Repayment terms	Interest Rate	
			31st March, 2018	As at 31st March, 2017
i. 1,000 Non-Convertible Debentures of ₹10,00,000/- each	Pledge of equity shares coupled with corporate guarantee of a related party	Redeemed in July, 2016	-	10,000.00
<b>Total</b>			-	<b>10,000.00</b>
(B) Term Loans from Non Banking Financial Companies		(₹ in Lakhs)		
Financial Institutions	Nature of Security	Repayment terms	Interest Rate	
			31st March, 2018	As at 31st March, 2017
i. Aditya Birla Finance Limited	Pledge of equity shares coupled with corporate guarantee by a related party	₹4,500 Lakhs is repayable in 2 tranches of ₹2,250 Lakhs each, in November, 2018 and December, 2018.	4,500.00	-
ii. Bajaj Finance Limited	Pledge of equity shares coupled with corporate guarantee by a related party	Bullet repayment at the end of 12th month from the date of disbursement i.e. 3rd November, 2017	5,000.00	-
iii. Bajaj Finance Limited	Pledge of equity shares coupled with corporate guarantee by a related party	Repaid in June, 2016	-	1,999.55
iv. STCI Finance Limited	Pledge of equity shares coupled with corporate guarantee by a related party	Repaid in August, 2016	-	4,000.00
v. Axis Finance Limited	Mortgage over Jhansi Land owned by certain related parties.	Repaid in September, 2016	-	4,000.00
<b>Total</b>			<b>9,500.00</b>	<b>9,999.55</b>

## Notes to Financial Statements

### 44. Amalgamation of Zandu Realty Limited with Emami Infrastructure Limited

- a) Pursuant to the Scheme of Arrangement for Amalgamation (hereinafter called “the Scheme”) under Section 230 to 232 of the Companies Act, 2013 sanctioned by the Hon’ble National Company Law Tribunal, Kolkata Bench (“NCLT”), vide its Order dated 4th May, 2018, Zandu Realty Limited (“ZRL”) engaged in the business of real estate development, have been amalgamated with the Company with effect from 1st April, 2017 (the “Appointed Date”) and pursuant thereto, the entire business and all assets and liabilities of ZRL have been transferred to and vested in the Company on a going concern basis. The Scheme became effective on 11th May, 2018 (the “Effective Date”), upon filing of the Order of NCLT with the Registrar of Companies, West Bengal. Consequent to such filing, the Scheme has been given effect to in these financial statements.
- b) As this is a common control transaction, the amalgamation has been accounted using the ‘pooling of interest’ method and figures for the previous period have been recast as if the amalgamation had occurred from the beginning of the preceding period in accordance with the requirements of Appendix C of Ind AS 103 on Business Combinations, specified under Section 133 of the Companies Act, 2013, read with Rule 7 of the Companies (Accounts) Rules, 2014. Accordingly, the assets, liabilities and reserves of the erstwhile ZRL as on the Appointed Date have been merged with the Company at their carrying values with identity of the reserves being maintained same as in the books of the transferor company.
- c) Pursuant to the Scheme coming into effect :
- i) 2,86,329 equity shares of ₹100/- each held by the Company in ZRL stand cancelled;
- ii) 36,40,497 equity shares of the Company will be issued to the public shareholders of ZRL, in the ratio of 7 equity shares of ₹2/- each of the Company for every 1 equity share of ₹100/- each held by such shareholder in ZRL;

The net impact of the amalgamation on assets, liabilities and reserves as on the Appointed Date is given below:

Particulars	(₹ in Lakhs) April 01, 2017
Current Assets other than Cash & cash equivalents	2,689.48
Cash & cash equivalents	6.42
Non-Current assets	18,236.96
<b>Total Assets</b>	<b>20,932.86</b>
Current Liabilities	1,178.90
Non-Current Liabilities	5.32
<b>Total Liabilities</b>	<b>1,184.22</b>
<b>Net Assets</b>	<b>19,748.64</b>
Less: Cancellation as stated above	286.33
Less: Capital Issued as consideration	72.81
Less: Revaluation Reserve	967.90
Less: General Reserve	11,648.88
Less: Surplus in Statement of Profit & Loss	6,325.46
<b>Capital Reserve</b>	<b>447.26</b>

Note: In accordance with the Scheme, the difference of ₹5,726.58 Lakhs between the carrying value of investment in ZRL in the books of the Company and the aggregate face value of shares of ZRL has been adjusted under the Retained Earnings shown under Other Equity.

### 45. Capital Management

The Company's objective when managing capital (defined as net debt and equity) is to safeguard the Company's ability to continue as a going concern in order to provide returns to the shareholders and benefit for other stakeholders, while protecting and strengthening the Balance Sheet through the appropriate balance of debt and equity funding. The Company manages its capital structure and makes adjustments to it, in light of changes to economic conditions and strategic objectives of the Company.

## Notes to Financial Statements

### 45. Capital Management (Contd.)

The Company monitors capital using a gearing ratio, which is net debt divided by total equity plus net debt as below:

Particulars	(₹ in Lakhs)		
	31st March, 2018	31st March, 2017	1st April, 2016
Borrowings (Non-Current and current including current maturities of non-current borrowings)	2,03,550.61	1,60,197.97	1,23,212.13
Trade Payables	1,138.44	1,886.12	2,257.60
Other Financial Liabilities	2,677.23	2,632.44	742.68
Less: Cash and Cash equivalents (including other bank balances)	1,143.53	1,324.48	1,434.35
<b>Net Debt (A)</b>	<b>2,06,222.75</b>	<b>1,63,392.05</b>	<b>1,24,778.06</b>
Equity Share Capital	558.78	485.97	485.97
Other Equity	15,359.94	2,070.38	614.08
<b>Equity (B)</b>	<b>15,918.72</b>	<b>2,556.35</b>	<b>1,100.05</b>
<b>Equity plus Net Debt (C=A+B)</b>	<b>2,22,141.47</b>	<b>1,65,948.40</b>	<b>1,25,878.11</b>
<b>Gearing Ratio (D=A/C)</b>	<b>92.83%</b>	<b>98.46%</b>	<b>99.13%</b>

### 46. Information regarding Investment Property

Particulars	(₹ in Lakhs)	
	2017-18	2016-17
Fair Value of opening balance of Investment property	4,575.44	4,073.31
Fair Value of closing balance of Investment property	5,729.73	4,575.44

The fair value of Investment property has been classified as Level 3 fair value in the fair value hierarchy due to the use of unobservable inputs. There has been no change in valuation techniques used since prior years.

### 47. Investment in Limited Liability Partnerships

Name	Profit Sharing Ratio		Total Capital (₹ in Lakhs)	
	2017-18	2016-17	2017-18	2016-17
i. Lohitka Properties LLP	10%	10%	0.40	0.40
ii. Supervalve Nirman LLP	1%	1%	0.01	0.01

### 48 (i) Current Non-Trade Investments purchased and sold during the year

Particulars	(₹ in Lakhs)			
	2017-18		2016-17	
	Purchased	Sold	Purchased	Sold
	Nos. of Units.	Nos. of Units.	Nos. of Units.	Nos. of Units.
Birla Sun Life Cash Plus - Growth Direct Plan	-	-	3,27,777.236	3,27,777.236
Kotak Floater Short Term - Direct Plan - Growth	21,955.031	21,955.031	10,17,833.061	10,17,833.061

### (ii) Current Non-Trade Investments purchased and sold during the year

Particulars	(₹ in Lakhs)	
	2017-18	2016-17
<b>Painting</b>		
Opening Balance	389.66	419.66
Add: Purchase	-	-
Less: Sale	4.04	30.00
Less: Transferred to Fixed Assets	-	-
<b>Closing Balance</b>	<b>385.62</b>	<b>389.66</b>

## Notes to Financial Statements

### 49. Expenditure in Foreign Currency (On Payment Basis)

(₹ in Lakhs)

Particulars	2017-18	2016-17
Employee Training Expenses	28.51	33.86
Design Consultancy Services	-	-
Others	27.91	-
<b>Total</b>	<b>56.42</b>	<b>33.86</b>

### 50. Contingent Liabilities & Commitments

#### i. Contingent Liabilities

(₹ in Lakhs)

Particulars	As at	As at	As at
	31st March, 2018	31st March, 2017	1st April, 2016
<b>a) Claims against the Company not acknowledged as debt (Net of Advance)</b>			
i. Income Tax	-	187.29	187.29
<b>b) Guarantee and counter guarantee given</b>			
Corporate Guarantee	-	3,290.00	4,700.00
Bank Guarantee	48.51	5.00	38.20

#### ii. Commitments

(₹ in Lakhs)

Particulars	As at	As at	As at
	31st March, 2018	31st March, 2017	1st April, 2016
Major Contract Commitment outstanding for land purchase	725.00	410.00	-

51. The Company has entered into Joint Development Agreements for development of Projects at Bhubaneswar, Chennai, Coimbatore and Kolkata.

52. The Company has initiated criminal proceedings against M/s Karthikeya Ancillaries Private Limited (the landlord) & its directors with whom the Company has entered into Area Assignment Agreement for purchase of 28,750 sqft area in the proposed Shopping Mall at Coimbatore. The book value of total Investment in the project as on 31/03/2018 is ₹962.43 Lakhs (P.Y. ₹962.43 Lakhs). The said landlord has served Termination Notice and legal proceedings led to an appointment of Justice P K Balasubramanyan, Retired Judge of Supreme Court of India, as a sole arbitrator pursuant to the order of Hon'ble Madras High Court, who has passed an award on 1st June 2017. While interalia confirming the possession of the subject land to the Company, he has not allowed interest on monies paid to the landlord from the beginning. The Company has preferred an application u/s 34 of the Arbitration and Reconciliation Act 1996 for setting aside the award before the District Court, Coimbatore. The matter has been admitted and accordingly, the results of the proceedings are expected to be in its favour. The landlord has not been able to pay as per the award passed by the said arbitrator.

### 53. Segment Reporting

#### A. General Information

##### Factors used to identify the entity's reportable segments, including the basis of organisation

For management purposes, the Company has only one reportable segment, namely development of Real Estate property. The Board of Directors of the Company act as the Chief Operating Decision Maker ("CODM"). The CODM evaluates the Company's performance and allocates resources based on an analysis of various performance indicators by operating segments.

#### B. Information about Geographical Areas

The Company has only one geographical segment, namely within India.

## Notes to Financial Statements

54. There were no dues outstanding for more than 45 days to any Micro, Small and Medium Enterprises suppliers. The below information regarding Micro, Small and Medium Enterprise has been determined to the extent such communication has been received from the respective parties by the Company. This has been relied upon by the Auditors.

(₹ in Lakhs)

Particulars	31st March, 2018	31st March, 2017	1st April, 2016
i) the Principal amount and the interest due thereon remaining unpaid to any supplier as at the end of each accounting year	NIL	NIL	NIL
ii) the amount of interest paid by the buyer in terms of Section 16 along with amount of the payment made to the supplier beyond the appointed day during the each accounting year	NIL	NIL	NIL
iii) the amount of interest due and payable for the period of delay in making payment (which have been paid but beyond appointed day during the year) but without adding the interest specified under MSMED Act 2006	NIL	NIL	NIL
iv) the amount of interest accrued and remaining unpaid at the end of each accounting year and	NIL	NIL	NIL
v) the amount of further interest remaining due and payable in the succeeding year until such date when the interest dues as above are actually paid to the small enterprises for the purpose of disallowance as a deductible expenditure under section 23	NIL	NIL	NIL

### 55. Corporate Social Responsibility

a) Gross amount required to be spent by the Company during the year ₹7.07 Lakhs (PY ₹ NIL).

b) Amount spent during the year

(₹ in Lakhs)

Particulars	In Cash	Yet to be paid in Cash	Total
(i) Construction / acquisition of any asset	-	-	-
(ii) On purpose other than (i) above	295.00	-	295.00

### 56. First Time Adoption of Ind AS

These are the Company's first financial statements prepared in accordance with Ind AS.

The Company's opening Ind AS balance sheet was prepared as at April 1, 2016, the Company's date of transition to Ind AS. In preparing the opening balance sheet, the Company has applied the mandatory exceptions and certain optional exemptions from full retrospective application of Ind AS in accordance with the guidance in Ind AS 101 'First Time Adoption of Indian Accounting Standards'

This note explains the principal adjustments made by the Company in restating its Indian GAAP (IGAAP) financial statements to Ind AS, in the opening balance sheet as at April 1, 2016 and in the financial statements as at and for the year ended March 31, 2017



## Notes to Financial Statements

### 56. First Time Adoption of Ind AS (Contd.)

Reconciliation of Net Worth reported under IGAAP to Ind AS		(₹ in Lakhs)	
Particulars	As at March 31, 2017	As at April 1, 2016	
Net worth as per Indian GAAP	2,607.29	1,061.98	
<b>Adjustments on account of application of Ind AS</b>			
Impact of fair valuation of Preference Share and effective interest cost on non-convertible debentures	(71.34)	(123.74)	
Realignment of Inventories	(68.50)	43.89	
Deferred Tax on Ind AS adjustment	88.89	117.91	
<b>Net worth as per Ind AS</b>	<b>2,556.34</b>	<b>1,100.04</b>	

Reconciliation of Net Profit reported under IGAAP to Ind AS		(₹ in Lakhs)	
Particulars		For the Year Ended March 31, 2017	
Profit after Tax as per Indian GAAP		1,545.31	
<b>Adjustments on account of application of Ind AS</b>			
Impact of fair valuation of Preference Share and effective interest cost on non-convertible debentures		52.40	
Realignment of Inventories		(112.39)	
Deferred Tax on Ind AS adjustment		(29.02)	
<b>Total Comprehensive Income as per Ind AS</b>		<b>1,456.30</b>	

57. Previous year's figures have been rearranged or regrouped wherever necessary.

As per our report of even date

For S. K. Agrawal & Co.  
Chartered Accountants  
Firm Registration No. 306033E

J. K. Choudhury  
Partner  
M. No. 009367

Place: Kolkata  
Date: 30th May, 2018

For and on behalf of the Board of Directors

**Abhijit Datta**  
Chairman  
DIN: 00790029

**Karabi Sengupta**  
Director  
DIN: 02534951

**Hari Mohan Marda**  
Director  
DIN: 00855466

**Basant Kumar Parakh**  
Director  
DIN: 00103176

**Ram Gobind Ganeriwala**  
Director  
DIN: 00863042

**Girja Kumar Choudhary**  
Whole-time Director & CFO  
DIN: 00821762

**Payel Jain**  
Company Secretary  
ACS 22418



# CONSOLIDATED FINANCIAL STATEMENTS

# Independent Auditor's Report

To the Members of  
**Emami Infrastructure Limited**

## Report on the Consolidated Ind AS Financial Statements

We have audited the accompanying consolidated Ind AS financial statements of **EMAMI INFRASTRUCTURE LIMITED** (hereinafter referred to as "the Holding Company") its subsidiaries (the Holding Company and its Subsidiaries together referred to as "the Group"), and its associates comprising of the consolidated Balance Sheet as at 31st March 2018, the consolidated statement of profit and loss (including other comprehensive income), the consolidated statement of cash flows and the consolidated statement of changes in equity for the year then ended and a summary of the significant accounting policies and other explanatory information.

## Management's Responsibility for the Consolidated Ind AS Financial Statements

The Holding Company's Board of Directors is responsible for the preparation of these consolidated Ind AS financial statements in terms of the requirements of the Companies Act, 2013 (hereinafter referred to as "the Act") that give a true and fair view of the consolidated financial position, consolidated financial performance (including other comprehensive income), consolidated cash flows and consolidated changes in equity of the Group including its associates in accordance with the accounting principles generally accepted in India, including the Indian Accounting Standards specified under Section 133 of the Companies Act, 2013 (hereinafter referred to as "the Act") read with relevant Rules issued thereunder.

The respective Board of Directors of the Companies are responsible for maintenance of adequate accounting records in accordance with the provisions of the Act for safeguarding of the assets of the Group and of its associates and for preventing and detecting frauds and other irregularities; the selection and application of appropriate accounting policies; making judgments and estimates that are reasonable and prudent; and the design, implementation and maintenance of adequate internal financial controls, that were operating effectively for ensuring the accuracy and completeness of the accounting records, relevant to the preparation of the consolidated Ind AS financial statements that give a true and fair view and are free from material misstatement, whether due to fraud or error, which have been used for the purpose of preparation of the consolidated Ind AS financial statements by the Directors of the Holding Company, as aforesaid.

## Auditor's Responsibility

Our responsibility is to express an opinion on these consolidated Ind AS financial statements based on our audit. While conducting the audit, we have taken into account the provisions of the Act, the accounting and auditing standards and matters which are required to be included in the audit report under the provisions of the Act and read with relevant Rules issued thereunder.

We conducted our audit in accordance with the Standards on Auditing specified under section 143(10) of the Act. Those standards require that we comply with ethical requirements and plan and perform the audit to obtain reasonable assurance about whether the consolidated Ind AS financial statements are free from material misstatement.

An audit involves performing procedures to obtain audit evidence about the amounts and the disclosures in the consolidated Ind AS financial statements. The procedures selected depend on the auditor's judgment, including the assessment of the risks of material misstatement of the consolidated Ind AS financial statements, whether due to fraud or error. In making those risk assessments, the auditor considers internal financial control relevant to the Holding Company's preparation of the consolidated Ind AS financial statements that give a true and fair view in order to design audit procedures that are appropriate in the circumstances. An audit also includes evaluating the appropriateness of the accounting policies used and the reasonableness of the accounting estimates made by the Holding Company's Board of Directors, as well as evaluating the overall presentation of the consolidated Ind AS financial statements.

We believe that the audit evidence obtained by us and the audit evidence obtained by the other auditors in terms of their report referred to Other Matter paragraph below is sufficient and appropriate to provide a basis for our audit opinion on the consolidated Ind AS financial statements.

## Opinion

In our opinion and to the best of our information and according to the explanations given to us, the aforesaid consolidated Ind AS financial statements give the information required by the Act in the manner so required and give a true and fair view in conformity with the accounting principles generally accepted in India, of the consolidated state of affairs of the Group and its associates, as at 31st March 2018, and their consolidated profit (including other comprehensive income), their consolidated cash flows and consolidated changes in equity for the year ended on that date.

## Other Matter

The consolidated Ind AS financial statements also included the Group's share of net loss of ₹22,250/- for the year ended 31st March, 2018, but the same has not been considered as the book value of investment in associate is NIL, in respect of the associate whose Ind AS financial statements has been audited by other auditor whose report has been furnished to us by the Management and our opinion on the consolidated Ind AS financial statements, in so far as it relates to the amounts and disclosures included in respect of this associate, and our report in terms of sub-section (3) and (11) of

Section 143 of the Act, in so far as it relates to the aforesaid associate, is based solely on the reports of other auditor.

The consolidated Ind AS financial statements include ₹8.22 lakhs being its share of loss from a LLP for the year 31st March, 2018, whose Ind AS financial statements have been audited by other auditor whose report has been furnished to us by the Management.

### Report on Other Legal and Regulatory Requirements

1. As required by sub-section 3 of Section 143 of the Act, we report, to the extent applicable, that:

- (a) We have sought and obtained all the information and explanations which to the best of our knowledge and belief were necessary for the purposes of our audit of the aforesaid consolidated Ind AS financial statements;
- (b) In our opinion, proper books of account as required by law relating to preparation of the aforesaid consolidated Ind AS financial statements have been kept so far as it appears from our examination of those books and the reports of the other auditor.
- (c) The Consolidated Balance Sheet, the Consolidated Statement of Profit and Loss, the Consolidated Statement of Changes in Equity and the Consolidated Cash flow statement dealt with by this Report are in agreement with the relevant books of account maintained for the purpose of preparation of the consolidated Ind AS financial statements.
- (d) In our opinion, the aforesaid consolidated Ind AS financial statements comply with the Indian Accounting Standards specified under Section 133 of the Act, read with relevant Rules issued thereunder.
- (e) On the basis of the written representations received from the directors of the Holding Company as on 31st March 2018 taken on record by the Board of Directors of the

Holding Company and the report of the statutory auditors of its associate company, none of the Directors of the Group and its associates is disqualified as on 31st March 2018 from being appointed as a Director of that Company in terms of sub-section 2 of Section 164 of the Act.

- (f) With respect to the adequacy of the internal financial controls over financial reporting of the Group and the operating effectiveness of such controls, refer to our separate report in "Annexure A"; and
- (g) With respect to the other matters to be included in the Auditor's Report in accordance with Rule 11 of the Companies (Audit and Auditors) Rules, 2014, in our opinion and to the best of our information and according to the explanations given to us:
  - i. The consolidated Ind AS financial statements disclose the impact of pending litigations on the consolidated Financial position of the Group - Refer to Note 53 to the Consolidated Ind AS Financial Statements;
  - ii. The Group did not have any long-term contracts including derivative contracts for which there were any material foreseeable losses; and
  - iii. There has been no delay in transferring amounts, required to be transferred, to the Investor Education and Protection Fund by the Group and its associates.

For **S. K. AGRAWAL & CO.**  
Chartered Accountants  
Firm Registration No.-306033E

**J. K. Choudhury**  
(Partner)

Place: Kolkata  
Dated: 30th May, 2018

Membership No. 009367

## Annexure A to the Independent Auditor's Report

### Report on the Internal Financial Controls under Clause (i) of Sub-section 3 of Section 143 of the Companies Act, 2013 ("the Act")

In conjunction with our audit of the consolidated Ind AS financial statements of the Group as of and for the year ended 31st March 2018, we have audited the internal financial controls over financial reporting of **EMAMI INFRASTRUCTURE LIMITED** ("the Holding Company"), its subsidiary companies and its associate companies as of that date.

### Management's Responsibility for Internal Financial Controls

The Respective Board of Directors of the Holding Company, its subsidiary companies and its associate companies are responsible for establishing and maintaining internal financial controls based on the internal control over financial reporting criteria established by the Company considering the essential components of internal

control stated in the Guidance Note on Audit of Internal Financial Controls over Financial Reporting issued by the Institute of Chartered Accountants of India ("ICAI"). These responsibilities include the design, implementation and maintenance of adequate internal financial controls that were operating effectively for ensuring the orderly and efficient conduct of its business, including adherence to company's policies, the safeguarding of its assets, the prevention and detection of frauds and errors, the accuracy and completeness of the accounting records, and the timely preparation of reliable financial information, as required under the Act.

### Auditor's Responsibility

Our responsibility is to express an opinion on the Company's internal financial controls over financial reporting based on our audit. We conducted our audit in accordance with the Guidance Note on Audit of Internal Financial Controls over Financial Reporting (the "Guidance Note") and the Standards on Auditing, issued by ICAI

and deemed to be prescribed under section 143(10) of the Act, to the extent applicable to an audit of internal financial controls, both applicable to an audit of Internal Financial Controls and, both issued by the Institute of Chartered Accountants of India. Those Standards and the Guidance Note require that we comply with ethical requirements and plan and perform the audit to obtain reasonable assurance about whether adequate internal financial controls over financial reporting was established and maintained and if such controls operated effectively in all material respects.

Our audit involves performing procedures to obtain audit evidence about the adequacy of the internal financial controls system over financial reporting and their operating effectiveness. Our audit of internal financial controls over financial reporting included obtaining an understanding of internal financial controls over financial reporting, assessing the risk that a material weakness exists, and testing and evaluating the design and operating effectiveness of internal control based on the assessed risk. The procedures selected depend on the auditor's judgment, including the assessment of the risks of material misstatement of the consolidated Ind AS financial statements, whether due to fraud or error.

We believe that the audit evidence we have obtained and the audit evidence obtained by other auditors of the associate company in terms of their report referred to in Other Matters paragraph below, is sufficient and appropriate to provide a basis for our audit opinion on the Company's internal financial controls system over financial reporting.

### Meaning of Internal Financial Controls over Financial Reporting

A Company's internal financial control over financial reporting is a process designed to provide reasonable assurance regarding the reliability of financial reporting and the preparation of the consolidated Ind AS financial statements for external purposes in accordance with generally accepted accounting principles. A Company's internal financial control over financial reporting includes those policies and procedures that (1) pertain to the maintenance of records that, in reasonable detail, accurately and fairly reflect the transactions and dispositions of the assets of the Company; (2) provide reasonable assurance that transactions are recorded as necessary to permit preparation of the consolidated Ind AS financial statements in accordance with generally accepted accounting principles, and that receipts and expenditures of the

Company are being made only in accordance with authorizations of management and Directors of the Company; and (3) provide reasonable assurance regarding prevention or timely detection of unauthorized acquisition, use, or disposition of the Company's assets that could have a material effect on the consolidated Ind AS financial statements.

### Inherent Limitations of Internal Financial Controls over Financial Reporting

Because of the inherent limitations of internal financial controls over financial reporting, including the possibility of collusion or improper management override of controls, material misstatements due to error or fraud may occur and not be detected. Also, projections of any evaluation of the internal financial controls over financial reporting to future periods are subject to the risk that the internal financial control over financial reporting may become inadequate because of changes in conditions, or that the degree of compliance with the policies or procedures may deteriorate.

### Opinion

In our opinion, the Holding Company and its subsidiary companies, have, in all material respects, an adequate internal financial controls system over financial reporting and such internal financial controls over financial reporting were operating effectively as at March 31, 2018, based on the internal control over financial reporting criteria established by the Company considering the essential components of internal control stated in the Guidance Note on Audit of Internal Financial Control Over Financial Reporting issued by ICAI.

### Other Matters

Our aforesaid report under Section 143(3)(i) of the Act on the adequacy and operating effectiveness of the internal financial controls over financial reporting in so far as it relates to one associate company is based on the corresponding report of auditors of such Company.

For **S. K. AGRAWAL & CO.**  
Chartered Accountants  
Firm Registration No.-306033E

**J. K. Choudhury**  
(Partner)

Place: Kolkata  
Dated: 30th May, 2018

Membership No. 009367

## Annexure B to the Independent Auditor's Report

### Report on the Internal Financial Controls under Clause (i) of Sub-section 3 of Section 143 of the Companies Act, 2013 ("the Act")

We have audited the internal financial controls over financial reporting of **EMAMI INFRASTRUCTURE LIMITED** ("the Company") to the extent records available with us in conjunction with our audit of the standalone Ind AS financial statements of the Company as of and for the year ended 31st March, 2018.

#### Management's Responsibility for Internal Financial Controls

The Company's management is responsible for establishing and maintaining internal financial controls based on the internal control over financial reporting criteria established by the Company considering the essential components of internal control stated in the Guidance note on Audit of internal Financial Controls over Financial Reporting issued by the Institute of Chartered Accountants of India ('ICAI'). These responsibilities include the design, implementation and maintenance of adequate internal financial controls that were operating effectively for ensuring the orderly and efficient conduct of its business, including adherence to company's policies, the safeguarding of its assets, the prevention and detection of frauds and errors, the accuracy and completeness of the accounting records, and the timely preparation of reliable financial information, as required under the Act.

#### Auditors' Responsibility

Our responsibility is to express an opinion on the Company's internal financial controls over financial reporting based on our audit. We conducted our audit in accordance with the Guidance Note on Audit of Internal Financial Controls over Financial Reporting (the "Guidance Note") and the Standards on Auditing, issued by ICAI and deemed to be prescribed under section 143(10) of the Act, to the extent applicable to an audit of internal financial controls, both applicable to an audit of Internal Financial Controls and, both issued by the Institute of Chartered Accountants of India. Those Standards and the Guidance Note require that we comply with ethical requirements and plan and perform the audit to obtain reasonable assurance about whether adequate internal financial controls over financial reporting was established and maintained and if such controls operated effectively in all material respects.

Our audit involves performing procedures to obtain audit evidence about the adequacy of the internal financial controls system over financial reporting and their operating effectiveness. Our audit of internal financial controls over financial reporting included obtaining an understanding of internal financial controls over financial reporting, assessing the risk that a material weakness exists, and testing and evaluating the design and operating effectiveness of internal control based on the assessed risk. The procedures selected depend on the auditor's judgment, including the assessment of the risks of material misstatement of the Ind AS financial statements, whether due to fraud or error.

We believe that the audit evidence we have obtained is sufficient and appropriate to provide a basis for our audit opinion on the

Company's internal financial controls system over financial reporting.

#### Meaning of Internal Financial Controls over Financial Reporting

A company's internal financial control over financial reporting is a process designed to provide reasonable assurance regarding the reliability of financial reporting and the preparation of Ind AS financial statements for external purposes in accordance with generally accepted accounting principles. A company's internal financial control over financial reporting includes those policies and procedures that (1) pertain to the maintenance of records that, in reasonable detail, accurately and fairly reflect the transactions and dispositions of the assets of the company; (2) provide reasonable assurance that transactions are recorded as necessary to permit preparation of Ind AS financial statements in accordance with generally accepted accounting principles, and that receipts and expenditures of the company are being made only in accordance with authorizations of management and directors of the company; and (3) provide reasonable assurance regarding prevention or timely detection of unauthorized acquisition, use, or disposition of the company's assets that could have a material effect on the Ind AS financial statements.

#### Inherent Limitations of Internal Financial Controls over Financial Reporting

Because of the inherent limitations of internal financial controls over financial reporting, including the possibility of collusion or improper management override of controls, material misstatements due to error or fraud may occur and not be detected. Also, projections of any evaluation of the internal financial controls over financial reporting to future periods are subject to the risk that the internal financial control over financial reporting may become inadequate because of changes in conditions, or that the degree of compliance with the policies or procedures may deteriorate.

#### Opinion

In our opinion, the Company has, in all material respects, an adequate internal financial controls system over financial reporting and such internal financial controls over financial reporting were operating effectively as at 31st March 2018, based on the internal control over financial reporting criteria established by the Company considering the essential components of internal control stated in Guidance Note on Audit of Internal Financial Control over Financial Reporting issued by the ICAI.

For **S. K. AGRAWAL & CO.**  
Chartered Accountants  
Firm Registration No.-306033E

**J. K. Choudhury**  
(Partner)

Place: Kolkata  
Dated: 30th May, 2018

Membership No. 009367

# Consolidated Balance Sheet

as at 31st March, 2018

(₹ in Lakhs)

	Note	As at 31st March, 2018	As at 31st March, 2017	As at 1st April, 2016
<b>ASSETS</b>				
<b>Non-Current Assets</b>				
Property, Plant and Equipment	2	115.78	82.98	113.50
Investment Property	2	5,729.72	4,575.45	4,073.31
Intangible Assets	2	60.12	27.51	15.28
Intangible Assets under Development	2	-	33.98	-
Goodwill on Consolidation		1,165.19	1,165.19	1,165.19
<b>Financial Assets</b>				
Investments	3	17,442.09	8,785.46	12,853.93
Loans	4	26,538.00	26,327.87	10,426.98
Other Financial Assets	5	936.00	991.60	1,111.11
Other Non Current Assets	6	90.45	91.71	87.88
Deferred Tax Assets (Net)	7	549.15	13.80	42.82
<b>Total Non-Current Assets</b>		<b>52,626.50</b>	<b>42,095.55</b>	<b>29,890.00</b>
<b>Current Assets</b>				
Inventories	8	1,23,203.98	90,105.19	66,655.37
<b>Financial Assets</b>				
Investments	9	385.62	389.66	419.66
Trade Receivables	10	-	-	50.16
Cash and Cash Equivalents	11	820.60	394.64	647.39
Bank Balances other than above	12	325.51	938.56	760.80
Loans	13	87,159.94	72,542.51	63,488.30
Other Financial Assets	14	2,106.63	990.66	930.51
Current Tax Assets (Net)	15	1,577.82	848.74	1,146.89
Other Current Assets	16	5,702.12	6,214.84	6,237.93
<b>Total Current Assets</b>		<b>2,21,282.22</b>	<b>1,72,424.80</b>	<b>1,40,337.01</b>
<b>TOTAL</b>		<b>2,73,908.72</b>	<b>2,14,520.35</b>	<b>1,70,227.01</b>
<b>EQUITY AND LIABILITIES</b>				
<b>Equity</b>				
Equity Share Capital	17	558.78	485.97	485.97
Other Equity	18	13,844.50	2,163.50	909.28
Non Controlling Interest		7.85	7.91	7.92
<b>Total Equity</b>		<b>14,411.13</b>	<b>2,657.38</b>	<b>1,403.17</b>
<b>Non-Current Liabilities</b>				
<b>Financial Liabilities</b>				
Borrowings	19	97,345.66	95,273.93	67,963.41
Provisions	20	190.87	148.09	152.99
<b>Total Non-Current Liabilities</b>		<b>97,536.53</b>	<b>95,422.02</b>	<b>68,116.40</b>
<b>Current Liabilities</b>				
<b>Financial Liabilities</b>				
Borrowings	21	56,577.27	25,118.57	22,566.30
Trade Payables	22	1,138.44	1,886.12	2,257.60
Other Financial Liabilities	23	54,673.40	44,797.65	35,709.19
Other Current Liabilities	24	49,557.60	44,628.13	40,162.53
Provisions	25	14.35	10.48	11.82
<b>Total Current Liabilities</b>		<b>1,61,961.06</b>	<b>1,16,440.95</b>	<b>1,00,707.44</b>
<b>TOTAL</b>		<b>2,73,908.72</b>	<b>2,14,520.35</b>	<b>1,70,227.01</b>
Summary of Significant Accounting Policies and Notes to Financial Statements	1 to 58			

As per our report of even date

For **S. K. Agrawal & Co.**  
Chartered Accountants  
Firm Registration No. 306033E

**J. K. Choudhury**  
Partner  
M. No. 009367

Place: Kolkata  
Date: 30th May, 2018

For and on behalf of the Board of Directors

**Abhijit Datta**  
Chairman  
DIN: 00790029

**Karabi Sengupta**  
Director  
DIN: 02534951

**Hari Mohan Marda**  
Director  
DIN: 00855466

**Basant Kumar Parakh**  
Director  
DIN: 00103176

**Ram Gobind Ganeriwala**  
Director  
DIN: 00863042

**Girja Kumar Choudhary**  
Whole-time Director & CFO  
DIN: 00821762

**Payel Jain**  
Company Secretary  
ACS 22418

## Consolidated Statement of Profit and Loss for the year ended 31st March, 2018

(₹ in Lakhs)

Particulars	Note	Year ended 31st March, 2018	Year ended 31st March, 2017
<b>INCOME</b>			
Revenue from Operations	26	146.73	93.46
Other Income	27	11,678.15	11,010.66
<b>Total Income (I)</b>		<b>11,824.88</b>	<b>11,104.12</b>
<b>EXPENSES</b>			
Purchases	28	6,101.53	1,993.21
Changes in Inventories of Finished Goods, Stock-in-Trade and Work-in-Progress	29	(32,666.02)	(23,449.82)
Employee Benefits Expense	30	1,482.18	1,536.52
Finance Costs	31	21,607.63	16,343.69
Project Expenses	32	14,156.93	12,929.01
Depreciation & Amortisation Expense		42.88	35.11
Other Expenses	33	842.12	267.97
<b>Total Expenses (II)</b>		<b>11,567.25</b>	<b>9,655.69</b>
<b>Profit/(Loss) before share of profit/(loss) in Associates and tax (I-II)</b>		<b>257.63</b>	<b>1,448.43</b>
Share of Profit/(Loss) of Associates (Net of tax)		1.27	186.74
<b>Tax Expenses</b>			
Current Tax		197.67	340.70
MAT Credit Entitlement		(115.25)	-
Deferred Tax		(62.16)	32.05
Income Tax paid for Earlier Years		(122.63)	2.50
<b>Profit/(Loss) for the year</b>		<b>361.27</b>	<b>1,259.92</b>
<b>Other Comprehensive Income</b>			
Items that will not be subsequently reclassified to statement of Profit or Loss			
Remeasurements of the defined benefit plan		9.76	(8.75)
Income Tax on above		(3.38)	3.03
<b>Total Comprehensive Income for the year</b>		<b>367.65</b>	<b>1,254.20</b>
<b>Profit attributable to:</b>			
Equity holders of Parent		361.33	1,259.94
Non Controlling Interest		(0.06)	(0.02)
<b>Total Comprehensive Income attributable to:</b>			
Equity holders of Parent		367.71	1,254.20
Non Controlling Interest		(0.06)	(0.02)
<b>Earnings per Equity Share of face value of ₹2/- each</b>			
<b>Basic &amp; Diluted</b>	34	1.29	5.19
Summary of Significant Accounting Policies and Notes to Financial Statements			
	1 to 58		

As per our report of even date

For and on behalf of the Board of Directors

For S. K. Agrawal & Co.  
Chartered Accountants  
Firm Registration No. 306033E

**Abhijit Datta**  
Chairman  
DIN: 00790029

**Hari Mohan Marda**  
Director  
DIN: 00855466

**Ram Gobind Ganeriwala**  
Director  
DIN: 00863042

**J. K. Choudhury**  
Partner  
M. No. 009367

**Karabi Sengupta**  
Director  
DIN: 02534951

**Basant Kumar Parakh**  
Director  
DIN: 00103176

**Girja Kumar Choudhary**  
Whole-time Director & CFO  
DIN: 00821762

Place: Kolkata  
Date: 30th May, 2018

**Payel Jain**  
Company Secretary  
ACS 22418



## Consolidated Cash Flow Statement for the year ended 31st March, 2018

(₹ in Lakhs)

	Year ended 31st March, 2018	Year ended 31st March, 2017
<b>A. Cash Flow from Operating Activities</b>		
Profit/(Loss) before tax	257.63	1,448.43
Add: Adjusted for		
Depreciation and Amortisation Expense	42.88	35.11
Finance Costs	21,607.63	16,343.69
Share of Loss in LLP	8.22	23.09
Loss on Sale of Current Investments	-	18.00
Expenses from Investment measured at amortised cost	90.13	-
Dividend Received	(116.49)	(14.00)
Profit on Sale of Non-Current Investments	(23.00)	-
Profit on Sale of Current Investment	(0.10)	-
Profit on sale of Units of Mutual Funds	(0.84)	(14.14)
Profit on Sale of Fixed Assets	(1.06)	-
Reversal of Share of Loss in LLP in Previous Year	-	(334.02)
Income from Investment measured at amortised cost	-	(52.40)
Interest Income	(10,654.51)	(9,975.20)
<b>Operating Profit before Working Capital Changes</b>	<b>11,210.49</b>	<b>7,478.56</b>
Adjusted for:		
Non-Current Provisions	42.77	(4.90)
Trade Payables	(747.68)	(371.48)
Other Financial Liabilities	44.64	44.64
Other Current Liabilities	4,921.26	4,776.53
Current Provisions	3.87	(1.33)
Loans	(210.13)	(15,900.89)
Non-Current Other Financial Assets	55.60	119.51
Other Non-Current Assets	1.26	(3.83)
Inventories	(33,098.78)	(23,449.82)
Trade Receivables	-	50.16
Other Financial Assets	(1,115.97)	(60.15)
Current Tax Assets (Net)	(729.09)	298.15
Other Current Assets	512.71	23.08
<b>Cash Generated from Operations</b>	<b>(19,109.05)</b>	<b>(27,001.77)</b>
Less: Taxes Paid	(102.37)	375.25
<b>Net Cash from Operating Activities (A)</b>	<b>(19,006.68)</b>	<b>(27,377.02)</b>
<b>B. Cash Flow from Investing Activities</b>		
Purchase of Property, Plant and Equipment, Investment Property, Intangible Assets, Intangible Assets under Development	(1,227.53)	(552.94)
Purchase of units of Mutual Funds	(600.00)	(26,801.21)
Sale of units of Mutual Funds	600.84	26,815.35
(Investments in)/Proceeds from Non-Current Investments	(8,633.63)	4,120.86
(Investments in)/Proceeds from Fixed Deposit	613.05	(177.76)
Proceeds from sale of Current Investments	4.15	12.00

## Consolidated Cash Flow Statement for the year ended 31st March, 2018 (Contd.)

(₹ in Lakhs)

	Year ended 31st March, 2018	Year ended 31st March, 2017
Dividend Received	116.49	14.00
Loans Given	(20,961.65)	(24,400.20)
Loans Realised	13,549.32	21,073.74
Interest Received	3,449.41	4,409.34
<b>Net Cash from Investing Activities (B)</b>	<b>(13,089.55)</b>	<b>4,513.18</b>
<b>C. Cash Flow from Financing Activities</b>		
Proceeds from Long-Term Borrowings	1,59,946.89	1,25,833.66
Repayment of Long-Term Borrowings	(1,28,873.60)	(89,979.63)
Interest Paid	(12,412.57)	(15,456.08)
<b>Net Cash from Financing Activities (C)</b>	<b>18,660.72</b>	<b>20,397.95</b>
<b>Net increase/(decrease) in Cash and Cash Equivalents (A+B+C)</b>	<b>(13,435.51)</b>	<b>(2,465.89)</b>
Cash and Cash Equivalents at the beginning of the year *	(2,036.19)	429.70
Add: Transferred from Amalgamating Company as at 1st April 2017	(1,133.82)	-
<b>Cash and Cash Equivalents at the end of the year *</b>	<b>(16,605.52)</b>	<b>(2,036.19)</b>

### Notes to Statement of Cash Flows

1. Reconciliation of Cash and Cash Equivalents as per the Statement of Cash Flows

Cash and Cash Equivalents as per the above comprise of the following:

Particulars	As at March 31, 2018	As at March 31, 2017
Cash and Cash Equivalents	820.60	394.64
Bank Overdraft which forms an integral part of cash management system	(17,426.12)	(2,430.83)
	<b>(16,605.52)</b>	<b>(2,036.19)</b>

2. The above Statement of Cash Flow has been prepared under the "indirect method" as set out in IND AS-7 "Statement of Cash Flows"

Summary of Significant Accounting Policies and Notes to Financial Statements 1 to 58

As per our report of even date

For and on behalf of the Board of Directors

For **S. K. Agrawal & Co.**  
Chartered Accountants  
Firm Registration No. 306033E

**Abhijit Datta**  
Chairman  
DIN: 00790029

**Hari Mohan Marda**  
Director  
DIN: 00855466

**Ram Gobind Ganeriwala**  
Director  
DIN: 00863042

**J. K. Choudhury**  
Partner  
M. No. 009367

**Karabi Sengupta**  
Director  
DIN: 02534951

**Basant Kumar Parakh**  
Director  
DIN: 00103176

**Girja Kumar Choudhary**  
Whole-time Director & CFO  
DIN: 00821762

Place: Kolkata  
Date: 30th May, 2018

**Payel Jain**  
Company Secretary  
ACS 22418

## Consolidated Statement of Changes in Equity for the year ended 31st March, 2018

### A. Equity Share Capital

(₹ in Lakhs)

Balance at 1 April 2016	485.97
Changes in Equity Share Capital During the Year, 2015-16	-
Balance at 31 March 2017	485.97
Changes in Equity Share Capital During the Year, 2016-17	-
Balance at 31 March 2018	485.97

### B. Other Equity

(₹ in Lakhs)

Particulars	Reserve & Surplus				Total
	Capital Reserve	Revaluation Reserve	General Reserve	Retained Earnings	
Balance at 1 April 2016	2,342.49	-	-	(1,433.21)	909.28
Profit/(Loss) for the year	-	-	-	1,259.94	1,259.94
Other Comprehensive Income	-	-	-	(5.72)	(5.72)
Balance at 31 March 2017	2,342.49	-	-	(178.99)	2,163.50
Less: Cancelled on amalgamation	-	-	-	(1,750.74)	(1,750.74)
Add: Transferred on amalgamation	447.26	967.90	11,648.88	-	13,064.04
Profit/(Loss) for the year	-	-	-	361.33	361.33
Other Comprehensive Income	-	-	-	6.38	6.38
Balance at 31 March 2018	2,789.75	967.90	11,648.88	(1,562.02)	13,844.50

As per our report of even date

For **S. K. Agrawal & Co.**  
Chartered Accountants  
Firm Registration No. 306033E

**J. K. Choudhury**  
Partner  
M. No. 009367

Place: Kolkata  
Date: 30th May, 2018

For and on behalf of the Board of Directors

**Abhijit Datta**  
Chairman  
DIN: 00790029

**Karabi Sengupta**  
Director  
DIN: 02534951

**Hari Mohan Marda**  
Director  
DIN: 00855466

**Basant Kumar Parakh**  
Director  
DIN: 00103176

**Ram Gobind Ganeriwala**  
Director  
DIN: 00863042

**Girja Kumar Choudhary**  
Whole-time Director & CFO  
DIN: 00821762

**Payel Jain**  
Company Secretary  
ACS 22418

# Notes to Consolidated Financial Statements

## 1. GROUP OVERVIEW

The consolidated Ind AS financial statements comprise financial statements of Emami Infrastructure Limited (the "Company" or the "Parent") and its subsidiaries and associates (collectively, the "Group") for the year ended 31st March, 2018. The Parent is a public limited company domiciled in India and is listed on the BSE Limited (BSE), The National Stock Exchange of India Limited (NSE) and The Calcutta Stock Exchange Limited (CSE). The registered office of the Parent is located at Acropolis, 13th Floor, 1858/1, Rajdanga Main Road, Kasba, Kolkata – 700 107.

The Group is carrying on the business of real estate development.

The consolidated Ind AS financial statements were authorised for issue in accordance with a resolution of the Board of Directors on 30th May, 2018.

### 1.1 BASIS OF PREPARATION

These consolidated financial statements have been prepared in accordance with the Indian Accounting Standards (Ind AS) notified by Ministry of Corporate Affairs pursuant to Section 133 of the Companies Act, 2013 ("Act") read with Rule 3 of the Companies (Indian Accounting Standards) Rules, 2015, as amended. These financial statements are prepared under the historical cost convention on the accrual basis except for following assets and liabilities which have been measured at fair value or revalued amount : a) Derivative financial instruments b) Certain financial assets and liabilities measured at fair value (refer accounting policy regarding financial instruments) c) Defined benefit plans – plan assets

### 1.2 BASIS OF CONSOLIDATION

Control is achieved when the Group is exposed, or has rights, to variable returns from its involvement with the investee and has the ability to affect those returns through its power over the investee. Specifically, the Group controls an investee if and only if the Group has:

- a) Power over the investee (i.e. existing rights that give it the current ability to direct the relevant activities of the investee)
- b) Exposure, or rights, to variable returns from its involvement with the investee, and
- c) The ability to use its power over the investee to affect its returns.

Consolidation of a subsidiary begins when the Group obtains control over the subsidiary and ceases when the Group loses control of the subsidiary. Assets, liabilities, income and expenses of a subsidiary acquired or disposed of during the year are included in the consolidated financial statements from the date the Group gains control until the date the Group ceases to control the subsidiary. Consolidated financial statements are prepared using uniform accounting policies for like transactions and other events in similar circumstances. If a member of the Group uses accounting policies other than those adopted in the consolidated financial statements for like transactions and events in similar circumstances, appropriate adjustments are made to that Group member's financial statements in preparing the consolidated financial statements to ensure conformity with the Group's accounting policies.

The financial statements of all entities used for the purpose of consolidation are drawn up to same reporting date as that of the Parent i.e., year ended on 31st March, 2018.

Consolidation procedure:

- a) Combine like items of assets, liabilities, equity, income, expenses and cash flows of the Parent with those of its subsidiaries. For this purpose, income and expenses of the subsidiary are based on the amounts of the assets and liabilities recognised in the consolidated financial statements at the acquisition date.
- b) Offset (eliminate) the carrying amount of the Parent's investment in each subsidiary and the Parent's portion of equity of each subsidiary.
- c) Eliminate in full intragroup assets and liabilities, equity, income, expenses and cash flows relating to transactions between entities of the Group (profits or losses resulting from intragroup transactions that are recognised in assets, such as inventory and fixed assets, are eliminated in full). Intragroup losses may indicate an impairment that requires recognition in the consolidated financial statements. Ind AS 12 Income Taxes applies to temporary differences that arise from the elimination of profits and losses resulting from intragroup transactions.

Profit or loss and each component of Other Comprehensive Income (OCI) are attributed to the equity holders of the Parent of the Group and to the non-controlling interests, even if this results in the non-controlling interests having a deficit balance.

### 1.3 Significant Accounting Policies

#### 1.3.1 Operating Cycle

The Operating Cycle is the time between the acquisition of assets for processing and their realisation in cash and cash equivalents. The Group has evaluated and considered its operating cycle as 3 to 5 years and accordingly has reclassified its

## Notes to Consolidated Financial Statements

assets and liabilities into current and non-current.

An asset is treated as current when it is:

- Expected to be realised or to be sold or consumed in normal operating cycle
- Held primarily for the purpose of trading
- Expected to be realised within twelve months after the reporting period, or
- Cash or cash equivalent unless restricted from being exchanged or used to settle a liability for at least twelve months after the reporting period

All other assets are classified as non-current.

A liability is current when:

- It is expected to be settled in normal operating cycle
- It is held primarily for the purpose of trading
- It is due to be settled within twelve months after the reporting period, or
- There is no unconditional right to defer the settlement of the liability for at least twelve months after the reporting period

All other liabilities are classified as non-current.

### 1.3.2 Foreign Currency Transactions & Translations

The functional currency of the Group is Indian rupees. The Financial Statements of the Group are prepared & presented in Indian rupees and has been rounded off to the nearest Lakhs, unless otherwise stated.

Transactions in foreign currencies entered into by the Parent are translated to the Parent's functional currency at the exchange rates prevailing on the date of transaction. Monetary assets and liabilities denominated in foreign currencies at the reporting date are translated into the functional currency at the exchange rate at that date.

Foreign exchange gains and losses resulting from the settlement of transactions in foreign currencies and from the translation of monetary assets and liabilities denominated in foreign currencies at year end exchange rates are generally recognised in the Statement of Profit & Loss.

Non-monetary items that are measured based on historical cost in a foreign currency are translated at the exchange rates at the dates of transactions. Non-monetary items that are measured at fair value in a foreign currency are translated using the exchange rates at the date of the fair valuation. The gain or loss arising on translation of non-monetary items measured at fair value is treated in line with the recognition of the gain or loss on the change in fair value of the item (i.e., translation differences on items whose fair value gain or loss is recognised in OCI or profit or loss are also recognised in OCI or profit or loss, respectively).

### 1.3.3 Fair Value Measurement

The Group uses valuation techniques that are appropriate in the circumstances and for which sufficient data are available to measure fair value, maximising the use of relevant observable inputs and minimising the use of unobservable inputs. All methods of assessing fair value result in general approximation of value and such value may never actually be realised.

All assets and liabilities for which fair value is measured or disclosed in the financial statements are categorised within the fair value hierarchy, described as follows, based on the lowest level input that is significant to the fair value measurement as a whole:

- Level 1 — Quoted (unadjusted) market prices in active markets for identical assets or liabilities
- Level 2 — Valuation techniques for which the lowest level input that is significant to the fair value measurement is directly or indirectly observable
- Level 3 — Valuation techniques for which the lowest level input that is significant to the fair value measurement is unobservable

For assets and liabilities that are recognised in the financial statements on a recurring basis, the Group determines whether transfers have occurred between levels in the hierarchy by re-assessing categorisation (based on the lowest level input that is significant to the fair value measurement as a whole) at the end of each reporting period.

For the purpose of fair value disclosures, the Group has determined classes of assets and liabilities on the basis of the nature, characteristics and risks of the asset or liability and the level of the fair value hierarchy as explained above.

## Notes to Consolidated Financial Statements

### 1.3.4 Use of Estimates and Judgements

The preparation of financial statements in conformity with Ind AS requires the management to make estimates and assumptions considered in the reported amounts of assets and liabilities (including contingent liabilities) at the end of the reporting period and the reported income and expenses during the year. Although these estimates are based on the management's best knowledge of current events and actions, uncertainty about these assumptions and estimates could result in the outcomes requiring a material adjustment to the carrying amounts of assets or liabilities in future periods.

### 1.3.5 Cash and Cash Equivalents

Cash and cash equivalent in the balance sheet comprise cash at banks and on hand and short-term deposits with an original maturity of three months or less, which are subject to an insignificant risk of changes in value.

### 1.3.6 Property, Plant and Equipment

Property, plant and equipment are carried at cost of acquisition, on current cost basis less accumulated depreciation and accumulated impairment, if any. Cost comprises purchase price and directly attributable cost of bringing the asset to its working condition for the intended use. Any trade discounts and rebates are deducted in arriving at the purchase price.

An item of property, plant and equipment and any significant part initially recognised is derecognised upon disposal or when no future economic benefits are expected from its use or disposal. Any gain or loss arising on de-recognition of the asset is included in the income statement when the asset is derecognised.

Depreciation is provided on written down value method over the estimated useful lives of property, plant and equipment and are in line with the requirement of Part C of Schedule II of the Companies Act, 2013.

The residual values, useful lives and methods of depreciation of property, plant and equipment are reviewed at each financial year end and adjusted prospectively, if appropriate.

### 1.3.7 Intangible Assets

Intangible Assets are recognized only when future economic benefits arising out of the assets flow to the enterprise and are amortised on Straight Line method over their estimated useful life of five years. Intangible assets acquired separately are measured on initial recognition at cost. Following initial recognition, intangible assets are carried at cost less accumulated amortization and accumulated impairment losses, if any.

### 1.3.8 Capital work-in-progress and intangible assets under development

Capital work-in-progress and intangible assets under development are carried at cost. Cost includes land, related acquisition expenses, development / construction costs, borrowing costs and other direct expenditure.

### 1.3.9 Investment property

Investment properties are properties held to earn rentals or for capital appreciation or both. Investment properties are held initially at their cost of acquisition. The cost comprises purchase price, borrowing cost if capitalization criteria are met and directly attributable cost of bringing the asset to its working condition for the intended use.

Subsequent costs are included in the asset's carrying amount or recognised as separate asset, as appropriate, only when it is probable that future economic benefits associated with the item will flow to the Group. All other repairs and maintenance are charged to Statement of profit and loss as incurred.

### 1.3.10 Impairment of non-financial assets

The Group assesses at each reporting date whether there is an indication that an asset may be impaired. If any indication exists, the Group estimates the asset's recoverable amount. An asset's recoverable amount is the higher of an asset's or cash-generating unit's (CGU) net selling price and its value in use. The recoverable amount is determined for an individual asset, unless the asset does not generate cash inflows that are largely independent of those from other assets or groups of assets. Where the carrying amount of an asset or CGU exceeds its recoverable amount, the asset is considered impaired and is written down to its recoverable amount.

In assessing value in use, the estimated future cash flows are discounted to their present value using a pre-tax discount rate that reflects current market assessments of the time value of money and the risks specific to the asset. In determining net selling price, recent market transactions are taken into account, if available. If no such transactions can be identified, an appropriate valuation model is used.

### 1.3.11 Inventories

Inventories are valued at lower of cost or Net Realisable value, except for construction work-in-progress which is valued at cost.

Construction work-in-progress includes cost of land, premium for development rights, construction costs, allocated interest and expenses incidental to the projects undertaken by the Group.

## Notes to Consolidated Financial Statements

Net realizable value is the estimated selling price in the ordinary course of business, less estimated costs of completion and estimated costs necessary to make the sale.

### 1.3.12 Revenue recognition

Revenue is recognized when it is probable that the economic benefits will flow and it can be reliably measured. Revenue is measured at the fair value of the consideration received/receivable net of rebate and taxes. The Group applies the revenue recognition criteria to each nature of revenue transaction as below:

Principles of Ind AS 18 in respect of sale of goods for recognising revenue, costs and profits from transactions of real estate which are in substance similar to delivery of goods when the revenue recognition process is completed; and

In case of real estate sales where agreement for sale is executed for under construction properties, revenue in respect of individual contracts is recognised when performance on the contract is considered to be completed.

Interest Income is recognised using the effective interest method and is included under the head 'Other Income' in the Statement of Profit and Loss.

Dividend Income including share of profit in LLP is recognised when the right to receive dividend is established.

All other incomes are recognised on accrual basis.

### 1.3.13 Employee Benefits

#### a. Defined Contribution Plan - Provident Fund

The Parent makes contributions towards provident fund to the regulatory authorities to a defined contribution retirement benefit plan for qualifying employees, where the Parent has no further obligations. Both the employees and the Parent make monthly contributions to the Provident Fund Plan equal to a specified percentage of the covered employee's salary.

#### b. Defined Benefit Plan- Gratuity

The Parent's liability is actuarially determined using the Projected Unit Credit method at the end of the year in accordance with the provision of Ind AS 19 - Employee Benefits. The Parent recognizes the net obligation of a defined benefit plan in its balance sheet as an asset or liability. Gains and losses through re-measurements of the net defined benefit liability/(asset) are recognized in other comprehensive income and are not reclassified to profit or loss in subsequent periods. The actual return of the portfolio of plan assets, in excess of the yields computed by applying the discount rate used to measure the defined benefit obligation is recognized in other comprehensive income. The effect of any plan amendments are recognized in the Statement of Profit & Loss.

#### c. Long Term Compensated Absences

The Parent's liability is actuarially determined using the Projected Unit Credit method at the end of the year in accordance with the provision of Ind AS 19 - Employee Benefits. The Parent recognizes the net obligation of a defined benefit plan in its balance sheet as an asset or liability. Gains and losses through re-measurements of the net defined benefit liability/(asset) are recognized in Statement of Profit & Loss.

### 1.3.14 Income Taxes

Tax expense comprises current and deferred tax.

Current income-tax is measured at the amount expected to be paid to the tax authorities in accordance with the Income-tax Act, 1961 enacted in India and tax laws prevailing in the respective tax jurisdictions where the Group operates. The tax rates and tax laws used to compute the amount are those that are enacted or substantively enacted, at the reporting date.

Deferred tax is provided using the balance sheet method, on temporary differences arising between the tax bases of assets and liabilities and their carrying amounts in the financial statements at the reporting date. Deferred income tax is not accounted for if it arises from initial recognition of an asset or liability in a transaction other than a business combination that at the time of the transaction affects neither accounting profit nor taxable profit (tax loss). Deferred income tax is determined using tax rates and laws that have been enacted or substantially enacted by the end of the reporting period and are expected to apply when the related deferred income tax asset is realised or the deferred income tax liability is settled.

Deferred tax assets are recognised for all deductible temporary differences and unused tax losses only if it is probable that future taxable amounts will be available to utilise those temporary differences and losses.

The carrying amount of deferred tax assets is reviewed at each reporting date and reduced to the extent that it is no longer probable that sufficient taxable profit will be available to allow all or part of the deferred tax asset to be utilised. Unrecognised deferred tax assets are re-assessed at each reporting date and are recognised to the extent that it has become probable that future taxable profits will allow the deferred tax asset to be recovered.

## Notes to Consolidated Financial Statements

Deferred tax assets and liabilities are offset when there is a legally enforceable right to offset current tax assets and liabilities and when the deferred tax balances relate to the same taxation authority. Current tax assets and tax liabilities are offset where the entity has a legally enforceable right to offset and intends either to settle on a net basis, or to realise the asset and settle the liability simultaneously.

Current and deferred tax is recognised in profit or loss, except to the extent that it relates to items recognised in other comprehensive income or directly in equity. In this case, the tax is also recognised in other comprehensive income or directly in equity, respectively.

Deferred income taxes reflect the impact of timing differences between taxable income and accounting income originating during the current year and reversal of timing differences for the earlier years. Deferred tax is measured using the tax rates and the tax laws enacted or substantively enacted at the reporting date.

### 1.3.15 Leases

The determination of whether an arrangement is (or contains) a lease is based on the substance of the arrangement at the inception of the lease. The arrangement is, or contains, a lease if fulfilment of the arrangement is dependent on the use of a specific asset or assets and the arrangement conveys a right to use the asset or assets, even if that right is not explicitly specified in an arrangement.

For arrangements entered into prior to 1 April, 2016, the Group has determined whether the arrangement contain lease on the basis of facts and circumstances existing on the date of transition.

#### *As a lessee*

A lease is classified at the inception date as a finance lease or an operating lease. A lease that transfers substantially all the risks and rewards incidental to ownership to the Company is classified as a finance lease.

Finance leases are capitalised at the commencement of the lease at the inception date at the fair value of the leased property or, if lower, at the present value of the minimum lease payments. Lease payments are apportioned between finance charges and reduction of the lease liability so as to achieve a constant rate of interest on the remaining balance of the liability. Finance charges are recognised in finance costs in the Statement of Profit and Loss, unless they are directly attributable to qualifying assets, in which case they are capitalized in accordance with the Group's general policy on the borrowing costs (See note 1.3.17). Contingent rentals are recognised as expenses in the periods in which they are incurred.

A leased asset is depreciated over the useful life of the asset. However, if there is no reasonable certainty that the Company will obtain ownership by the end of the lease term, the asset is depreciated over the shorter of the estimated useful life of the asset and the lease term.

Operating lease payments (net of any incentives received from the lessor) are charged to Statement of Profit and loss on a straight-line basis over the period of the lease unless the payments are structured to increase in line with expected general inflation to compensate for the lessor's expected inflationary cost increases.

### 1.3.16 Provisions and Contingencies

A provision is recognized when an enterprise has a present obligation (legal or constructive) as a result of past event; it is probable that an outflow of resources embodying economic benefits will be required to settle the obligation and a reliable estimate can be made of the amount of the obligation. The expense relating to a provision is presented in the statement of profit and loss.

If the effect of the time value of money is material, provisions are discounted using a current pre-tax rate that reflects, when appropriate, the risks specific to the liability. When discounting is used, the increase in the provision due to the passage of time is recognised as a finance cost.

A contingent liability is a possible obligation that arises from past events whose existence will be confirmed by the occurrence or non-occurrence of one or more uncertain future events beyond the control of the Group or a present obligation that is not recognized because it is not probable that an outflow of resources will be required to settle the obligation. The Group does not recognize a contingent liability but discloses its existence in the financial statements.

### 1.3.17 Borrowing Costs

Borrowing costs directly attributable to the acquisition, construction or production of an asset that necessarily takes a substantial period of time to get ready for its intended use or sale are capitalised as part of the cost of the asset. All other borrowing costs are expensed in the period in which they occur. Borrowing costs consist of interest and other costs that an entity incurs in connection with the borrowing of funds. Borrowing cost also includes exchange differences to the extent regarded as an adjustment to the borrowing costs.



## Notes to Consolidated Financial Statements

### 1.3.18 Earnings per Share

Basic Earnings per Share is calculated by dividing the net profit or loss for the period attributable to equity shareholders by the weighted average number of equity shares outstanding during the period. For the purpose of calculating diluted earnings per share, the net profit or loss for the period attributable to equity shareholders and the weighted average number of shares outstanding during the period is adjusted for the effects of all dilutive potential equity shares.

The weighted average number of equity shares outstanding during the period and for all periods presented is adjusted for events, such as bonus shares, other than the conversion of potential equity shares that have changed the number of equity shares outstanding, without a corresponding change in resources.

### 1.3.19 Financial Instruments

A financial instrument is any contract that gives rise to a financial asset of one entity and a financial liability or equity instrument of another entity.

#### a. Financial assets

##### i. Initial recognition and measurement

All financial assets are recognised initially at fair value plus, in the case of financial assets not recorded at fair value through profit or loss, transaction costs that are attributable to the acquisition of the financial asset.

##### ii. Subsequent measurement

For purposes of subsequent measurement, financial assets are classified in three categories:

- Debt instruments at amortised cost
- Equity instruments measured at fair value through other comprehensive income FVTOCI
- Equity instruments measured at fair value through profit and loss.

##### Debt instruments at amortised cost other than derivative contracts

A 'debt instrument' is measured at the amortised cost if both the following conditions are met:

- The asset is held within a business model whose objective is to hold assets for collecting contractual cash flows, and
- Contractual terms of the asset give rise on specified dates to cash flows that are solely payments of principal and interest (SPPI) on the principal amount outstanding.

After initial measurement, such financial assets are subsequently measured at amortised cost using the effective interest rate (EIR) method. Amortised cost is calculated by taking into account any discount or premium on acquisition and fees or costs that are an integral part of the EIR. The EIR amortisation is included in finance income in the profit or loss. The losses arising from impairment are recognised in the profit or loss. This category generally applies to trade and other receivables.

##### Equity investments

All equity investments in scope of Ind-AS 109 are measured at fair value other than equity investments measured at deemed cost on first time adoption of Ind AS as set out in Note. Equity instruments which are held for trading are classified as at FVTPL. For all other equity instruments, the Group decides to classify the same either as at FVTOCI or FVTPL. The Group makes such election on an instrument-by-instrument basis. The classification is made on initial recognition and is irrevocable.

If the Group decides to classify an equity instrument at FVTOCI, then all fair value changes on the instrument, excluding dividends, are recognized in the OCI. There is no recycling of the amounts from OCI to Statement of Profit and Loss, even on sale of investment. However, the Group may transfer the cumulative gain or loss within equity.

Equity instruments included within the FVTPL category are measured at fair value with all changes recognized in the Statement of Profit and Loss.

##### iii. De-recognition

A financial asset (or, where applicable, a part of a financial asset or part of a Group of similar financial assets) is primarily derecognised when:

- The rights to receive cash flows from the asset have expired, or
- the Group has transferred substantially all the risks and rewards of the asset

## Notes to Consolidated Financial Statements

### iv. Impairment of financial assets

In accordance with Ind-AS 109, the Group applies expected credit loss (ECL) model for measurement and recognition of impairment loss on the following financial assets and credit risk exposure:

- Financial assets that are debt instruments, and are measured at amortised cost e.g., loans, debt securities, deposits, trade receivables and bank balance

The Group follows 'simplified approach' for recognition of impairment loss allowance on Trade receivables.

The application of simplified approach does not require the Group to track changes in credit risk. Rather, it recognises impairment loss allowance based on lifetime ECLs at each reporting date, right from its initial recognition.

Lifetime ECL are the expected credit losses resulting from all possible default events over the expected life of a financial instrument. ECL is the difference between all contractual cash flows that are due to the Group in accordance with the contract and all the cash flows that the entity expects to receive, discounted at the original EIR. When estimating the cash flows, an entity is required to consider:

- All contractual terms of the financial instrument (including prepayment, extension, call and similar options) over the expected life of the financial instrument. However, in rare cases when the expected life of the financial instrument cannot be estimated reliably, then the entity is required to use the remaining contractual term of the financial instrument
- Cash flows from the sale of collateral held or other credit enhancements that are integral to the contractual terms

As a practical expedient, the Group uses a provision matrix to determine impairment loss allowance on portfolio of its trade receivables. The provision matrix is based on its historically observed default rates over the expected life of the trade receivables and is adjusted for forward-looking estimates. At every reporting date, the historical observed default rates are updated and changes in the forward-looking estimates are analysed.

ECL impairment loss allowance (or reversal) recognized during the period is recognized as income/ expense in the statement of profit and loss (P&L). This amount is reflected under the head 'other expenses' in the P&L. The balance sheet presentation for various financial instruments is described below:

- Financial assets measured at amortised cost: ECL is presented as an allowance, i.e., as an integral part of the measurement of those assets in the balance sheet. The allowance reduces the net carrying amount. Until the asset meets write-off criteria, the group does not reduce impairment allowance from the gross carrying amount.

For assessing increase in credit risk and impairment loss, the Group combines financial instruments on the basis of shared credit risk characteristics with the objective of facilitating an analysis that is designed to enable significant increases in credit risk to be identified on a timely basis.

### b. Financial liabilities

#### i. Initial recognition and measurement

All financial liabilities are recognised initially at fair value and, in the case of loans and borrowings and payables, investment in subsidiaries and joint ventures, net of directly attributable transaction costs.

The Group's financial liabilities include trade and other payables, loans and borrowings including bank overdrafts, financial guarantee contracts and derivative financial instruments.

#### ii. Subsequent measurement

The measurement of financial liabilities depends on their classification, as described below:

##### Financial liabilities at fair value through profit or loss

Financial liabilities at fair value through profit or loss include derivatives, financial liabilities held for trading and financial liabilities designated upon initial recognition as at fair value through profit or loss. Financial liabilities are classified as held for trading if they are incurred for the purpose of repurchasing in the near term. This category also includes derivative financial instruments entered into by the Group that are not designated as hedging instruments in hedge relationships as defined by Ind AS 109. Separated embedded derivatives are also classified as held for trading unless they are designated as effective hedging instruments.

Gains or losses on liabilities held for trading are recognised in the profit or loss.

Financial liabilities designated upon initial recognition at fair value through profit or loss are designated as such at the initial date of recognition, and only if the criteria in Ind AS 109 are satisfied. For liabilities designated as FVTPL,

## Notes to Consolidated Financial Statements

fair value gains/ losses attributable to changes in own credit risks are recognized in OCI. These gains/ loss are not subsequently transferred to P&L. However, the Group may transfer the cumulative gain or loss within equity. All other changes in fair value of such liability are recognised in the statement of profit or loss.

### **Borrowings**

After initial recognition, interest-bearing loans and borrowings are subsequently measured at amortised cost using the effective interest rate (EIR) method. Gains and losses are recognised in the statement of profit or loss when the liabilities are derecognised as well as through the EIR amortisation process.

Amortised cost is calculated by taking into account any discount or premium on acquisition and fees or costs that are an integral part of the EIR. The EIR amortisation is included as finance costs in the statement of profit and loss.

### **Trade receivables**

Trade receivables are recognised initially at fair value and subsequently measured at amortised cost using the effective interest method, less allowance for doubtful debts.

### **Trade and other payables**

These amounts represent liabilities for goods and services provided to the Group prior to the end of financial year. The amounts are generally unsecured. Trade and other payables are presented as current liabilities unless payment is not due within the Group's operating cycle. They are recognised initially at their fair value and subsequently measured at amortised cost using the effective interest method.

### **Financial guarantee contracts**

Financial guarantee contracts issued by the Group are those contracts that require a payment to be made to reimburse the lender for a loss it incurs because the specified borrower fails to make a payment when due in accordance with the terms of a loan agreement. Financial guarantee contracts are recognised initially as a liability at fair value, adjusted for transaction costs that are directly attributable to the issuance of the guarantee. Subsequently, the liability is measured at the higher of the amount of loss allowance determined as per impairment requirements of Ind AS 109 and the amount recognised less cumulative amortisation.

### **De-recognition**

A financial liability is derecognised when the obligation under the liability is discharged or cancelled or expires. When an existing financial liability is replaced by another from the same lender on substantially different terms, or the terms of an existing liability are substantially modified, such an exchange or modification is treated as the de-recognition of the original liability and the recognition of a new liability. The difference in the respective carrying amounts is recognised in the statement of profit and loss.

### **Offsetting of financial instruments**

Financial assets and financial liabilities are offset and the net amount is reported in the balance sheet if there is a currently enforceable legal right to offset the recognised amounts and there is an intention to settle on a net basis, to realise the assets and settle the liabilities simultaneously.

### **1.3.20 Segment Reporting**

Based on the "management approach" as defined in Ind AS 108 – Operating Segments, the Board of Directors / Chief Operating Decision Maker evaluates the Group's performance based on an analysis of various performance indicators by business segment. Segment revenue and expenses include amounts which can be directly attributable to the segment and allocable on reasonable basis. Segment assets and liabilities are assets / liabilities which are directly attributable to the segment or can be allocated on a reasonable basis. Income / expenses / assets / liabilities relating to the enterprise as a whole and not allocable on a reasonable basis to business segments are reflected as unallocated income / expenses / assets / liabilities.

## Notes to Consolidated Financial Statements

### 2 Property, Plant & Equipment, Investment Property, Intangible Assets and Intangible Assets under Development

#### a) Property, Plant & Equipment (Current Year)

Particulars	As on		Gross Block		Depreciation / Amortisation			Net Block	
	1st April, 2017	31st March, 2018	Additions	Deductions/ Adjustments	As on 31st March, 2018	During the Year	Deductions/ Adjustments	Upto 31st March, 2018	As on 31st March, 2017
Land	5.46	-	-	-	5.46	-	-	-	5.46
Plant & Machinery	0.70	-	-	-	0.70	0.04	-	0.54	0.16
Furniture & Fittings	102.57	2.50	2.50	-	105.07	10.38	-	76.36	36.59
Vehicles	81.79	41.94	41.94	24.10	99.63	10.16	21.43	43.91	26.61
Office Equipments	8.35	8.78	8.78	1.48	15.65	1.34	1.33	7.04	8.60
Electrical Accessories	50.11	3.11	3.11	-	53.22	3.45	-	42.73	10.83
Computer Peripheral	30.12	8.81	8.81	1.10	37.83	3.77	0.72	31.20	1.97
<b>Total</b>	<b>279.10</b>	<b>65.14</b>	<b>65.14</b>	<b>26.68</b>	<b>317.56</b>	<b>29.14</b>	<b>23.48</b>	<b>201.78</b>	<b>115.78</b>

#### b) Investment Property (Current Year)

Particulars	As on		Gross Block		Depreciation / Amortisation			Net Block	
	1st April, 2017	31st March, 2018	Additions	Deductions/ Adjustments	As on 31st March, 2018	During the Year	Deductions/ Adjustments	Upto 31st March, 2018	As on 31st March, 2017
Flat	-	-	3,567.66	-	3,567.66	-	-	-	3,567.66
Capital Work-in-Progress	4,575.44	1,154.28	1,154.28	(3,567.66)	2,162.06	-	-	-	4,575.44
<b>Total</b>	<b>4,575.44</b>	<b>4,721.94</b>	<b>4,721.94</b>	<b>(3,567.66)</b>	<b>5,729.72</b>	<b>-</b>	<b>-</b>	<b>-</b>	<b>5,729.72</b>

#### c) Intangible Assets (Current Year)

Particulars	As on		Gross Block		Depreciation / Amortisation			Net Block	
	1st April, 2017	31st March, 2018	Additions	Deductions/ Adjustments	As on 31st March, 2018	During the Year	Deductions/ Adjustments	Upto 31st March, 2018	As on 31st March, 2017
Software	49.39	46.35	46.35	-	95.74	13.74	-	35.62	27.51
<b>Total</b>	<b>49.39</b>	<b>46.35</b>	<b>46.35</b>	<b>-</b>	<b>95.74</b>	<b>13.74</b>	<b>-</b>	<b>35.62</b>	<b>27.51</b>

#### d) Intangible Assets under Development (Current Year)

Particulars	As on		Gross Block		Depreciation / Amortisation			Net Block	
	1st April, 2017	31st March, 2018	Additions	Deductions/ Adjustments	As on 31st March, 2018	During the Year	Deductions/ Adjustments	Upto 31st March, 2018	As on 31st March, 2017
Software	33.98	-	-	33.98	-	-	-	-	33.98
<b>Total</b>	<b>33.98</b>	<b>-</b>	<b>-</b>	<b>33.98</b>	<b>-</b>	<b>-</b>	<b>-</b>	<b>-</b>	<b>33.98</b>

## Notes to Consolidated Financial Statements

### 2 Property, Plant & Equipment, Investment Property, Intangible Assets and Intangible Assets under Development (Contd.)

#### e) Property, Plant & Equipment (Previous Year)

Particulars	Gross Block		Depreciation / Amortisation		Net Block		
	As on 1st April, 2016*	Additions 31st March, 2017	As on 1st April, 2016	During the Year Adjustments	Upto 31st March, 2017	As on 31st March, 2017	As on 31st March, 2016
Land	5.46	-	-	-	-	5.46	5.46
Plant & Machinery	0.70	-	0.45	0.05	0.50	0.20	0.24
Furniture & Fittings	102.36	0.21	52.80	13.18	65.98	36.59	49.57
Vehicles	81.79	-	42.74	12.44	55.18	26.61	39.05
Office Equipments	7.70	0.65	6.11	0.92	7.03	1.32	1.59
Electrical Accessories	49.72	0.38	34.59	4.69	39.28	10.83	15.13
Computer Peripheral	28.29	1.84	25.83	2.32	28.15	1.97	2.46
<b>Total</b>	<b>276.02</b>	<b>3.08</b>	<b>162.52</b>	<b>33.60</b>	<b>196.12</b>	<b>82.98</b>	<b>113.50</b>

#### f) Investment Property (Previous Year)

Particulars	Gross Block		Depreciation / Amortisation		Net Block		
	As on 1st April, 2016*	Additions 31st March, 2017	As on 1st April, 2016	During the Year Adjustments	Upto 31st March, 2017	As on 31st March, 2017	As on 31st March, 2016
Capital Work-in-Progress	4,073.31	502.14	-	-	-	4,575.45	4,073.31
<b>Total</b>	<b>4,073.31</b>	<b>502.14</b>	<b>-</b>	<b>-</b>	<b>-</b>	<b>4,575.45</b>	<b>4,073.31</b>

#### g) Intangible Assets (Previous Year)

Particulars	Gross Block		Depreciation / Amortisation		Net Block		
	As on 1st April, 2016*	Additions 31st March, 2017	As on 1st April, 2016	During the Year Adjustments	Upto 31st March, 2017	As on 31st March, 2017	As on 31st March, 2016
Software	35.64	13.75	20.37	1.51	21.88	27.51	15.28
<b>Total</b>	<b>35.64</b>	<b>13.75</b>	<b>20.37</b>	<b>1.51</b>	<b>21.88</b>	<b>27.51</b>	<b>15.28</b>

#### h) Intangible Assets under Development (Previous Year)

Particulars	Gross Block		Depreciation / Amortisation		Net Block		
	As on 1st April, 2016*	Additions 31st March, 2017	As on 1st April, 2016	During the Year Adjustments	Upto 31st March, 2017	As on 31st March, 2017	As on 31st March, 2016
Software	-	33.98	-	-	-	33.98	-
<b>Total</b>	<b>-</b>	<b>33.98</b>	<b>-</b>	<b>-</b>	<b>-</b>	<b>33.98</b>	<b>-</b>

\* As on date of transition to Ind AS, i.e. April 01, 2016, the Company has used IGAAP carrying value as deemed costs.

## Notes to Consolidated Financial Statements

### 3. Investments (Non-Current)

(₹ in Lakhs)

	As at 31st March, 2018	As at 31st March, 2017	As at 1st April, 2016
<b>I. Investments in Equity Instruments</b>			
<b>a. In Associates</b>			
<b>Quoted fully paid up</b>			
Zandu Realty Limited	6,012.91	6,012.91	8,944.27
2,86,329 Equity Shares of ₹100/- each			
Less: Cancelled on Amalgamation	6,012.91	-	-
Less: Adjusted on Amalgamation	-	-	2,931.36
Add: Share of Profit/(Loss)	-	1,666.12	1,482.41
	-	<b>7,679.03</b>	<b>7,495.32</b>
<b>Unquoted fully paid up</b>			
Roseview Developers Private Limited	0.50	0.50	0.50
5,000 Equity Shares of ₹10/- each			
Add: Share of Profit/(Loss)	(0.50)	(0.50)	(0.50)
	-	-	-
Prajay Urban Private Limited	0.50	0.50	0.50
5,000 Equity Shares of ₹10/- each			
Add: Share of Profit/(Loss)	(0.50)	(0.50)	(0.50)
	-	-	-
Bengal Emami Housing Limited	6.00	6.00	6.00
60,000 Equity Shares of ₹10/- each			
Add: Share of Profit/(Loss)	(1.01)	(1.89)	(3.59)
	4.99	4.11	2.41
Swanhousing & Infra Private Limited	69.00	69.00	69.00
6,90,000 Equity Shares of ₹10/- each			
Add: Share of Profit/(Loss)	2.64	2.25	0.93
	71.64	71.25	69.93
	<b>76.63</b>	<b>7,754.39</b>	<b>7,567.66</b>
<b>b. Other Investments (Carried at fair value through Other Comprehensive Income)</b>			
<b>Unquoted fully paid up</b>			
The North Kanara G.S.B. Co-Operative Bank Limited	0.50	-	-
5,000 Equity Shares of ₹10/- each			
The Saraswat Co-op. Bank Limited	0.10	-	-
1,000 Equity Shares of ₹10/- each			
Natural Synergies Limited	41.68	-	-
4,16,750 Equity Shares of ₹10/- each			
Emami Agrotech Limited	650.00	-	-
10,00,000 (Nil) Equity Shares of ₹10/- each			
	692.28	-	-
Less: Provision for Diminution in value of Investments	41.68	-	-
	<b>650.60</b>	<b>-</b>	<b>-</b>
<b>II. Investments in Preference Shares (Carried at amortised cost)</b>			
<b>Unquoted fully paid up</b>			
Emami Paper Mills Limited #	5,440.23	628.66	576.26
14,55,000 (1,75,000) 8% Cumulative Redeemable Non-convertible Preference Shares of ₹100/- each			
	<b>5,440.23</b>	<b>628.66</b>	<b>576.26</b>
<b>III. Investments in Bonds</b>			
<b>Unquoted fully paid up</b>			
Orbit Realty Infrastructure Limited	-	402.00	402.00
Nil (4,00,000) Zero Coupon Optionally Fully Convertible Bond of ₹100/- each			
	-	<b>402.00</b>	<b>402.00</b>
<b>IV. Investments in Debentures - Unquoted fully paid up</b>			
Vijaybhan Investments and Consultancy Private Limited	-	-	4,307.60

## Notes to Consolidated Financial Statements

### 3. Investments (Non-Current) (Contd.)

(₹ in Lakhs)

	As at 31st March, 2018	As at 31st March, 2017	As at 1st April, 2016
Nil (4,30,760) 9% Redeemable Non-Convertible Debentures of ₹1,000/- each			
Vijaybhan Investments and Consultancy Private Limited*	6,716.00	-	-
6,716 6.75% Redeemable Non-Convertible Debentures of ₹1,00,000/- each			
Emami Estates Private Limited ^	2,080.78	-	-
25 Optionally Fully Convertible Debentures of ₹1,00,00,000/- each			
Emami Home Private Limited ^	2,477.44	-	-
30 Optionally Fully Convertible Debentures of ₹1,00,00,000/- each			
	<b>11,274.22</b>	<b>-</b>	<b>4,307.60</b>
<b>V. Investments in Limited Liability Partnership (Refer Note No. 47)</b>			
<b>Unquoted</b>			
<b>Capital Contribution to:</b>			
Lohitka Properties LLP	0.40	0.40	0.40
Supervalue Nirman LLP	0.01	0.01	0.01
	<b>0.41</b>	<b>0.41</b>	<b>0.41</b>
	<b>17,442.09</b>	<b>8,785.46</b>	<b>12,853.93</b>

# 14,55,000 Preference Shares are redeemable at a premium of ₹500/- per share; out of which 5,25,000 Nos on 27th March, 2025, 2,00,000 Nos on 12th August, 2025, 4,80,000 Nos on 20th January, 2026 and 2,50,000 Nos on 31st July, 2026. However, the investee Company has an option to redeem these preference shares before the redemption period.

\* 6,716 Debentures are convertible into equity shares at the option of the Debenture Holders, out of which 25 Nos are redeemable on 30th September, 2019 and 6,691 Nos are redeemable on 31st December, 2019.

^ These Debentures are redeemable at par or premium at the end of eight years from the date of allotment, being 22nd January, 2013 (Emami Estates Private Limited) and 7th March, 2013 (Emami Home Private Limited). However, the Company has an option to redeem these debentures before the redemption period.

### 4. Loans (Non-Current)

(₹ in Lakhs)

	As at 31st March, 2018	As at 31st March, 2017	As at 1st April, 2016
<i>(Secured)</i>			
Security Deposits	54.00	17.87	16.98
Deposits under Joint Development Agreements	26,484.00	26,310.00	10,410.00
	<b>26,538.00</b>	<b>26,327.87</b>	<b>10,426.98</b>

### 5. Other Financial Assets

(₹ in Lakhs)

	As at 31st March, 2018	As at 31st March, 2017	As at 1st April, 2016
Advances to Others	636.00	636.00	636.00
Bank deposits with maturity of more than 12 months*	300.00	355.60	475.11
	<b>936.00</b>	<b>991.60</b>	<b>1,111.11</b>

\* Pledged with banks as security against term loan

### 6. Other Non-Current Assets

(₹ in Lakhs)

	As at 31st March, 2018	As at 31st March, 2017	As at 1st April, 2016
Advances to Others	11.20	11.20	11.20
Security Deposits	79.25	80.51	76.68
	<b>90.45</b>	<b>91.71</b>	<b>87.88</b>

## Notes to Consolidated Financial Statements

### 7. Deferred Tax Assets (Net)

(₹ in Lakhs)

	As at 31st March, 2018	As at 31st March, 2017	As at 1st April, 2016
<b>Deferred tax asset arising on account of :</b>			
Tax impact due to difference between tax depreciation and book depreciation	20.77	-	-
Remeasurements of the defined benefit Plan through Profit & Loss	71.02	46.15	-
Investment carried at fair value through Profit & Loss	613.80	42.82	42.82
	<b>705.59</b>	<b>88.97</b>	<b>42.82</b>
<b>Deferred tax liability arising on account of :</b>			
Tax impact of expenses charged off in financial statement but liability under tax law deferred	156.44	75.17	-
	<b>156.44</b>	<b>75.17</b>	<b>-</b>
	<b>549.15</b>	<b>13.80</b>	<b>42.82</b>

### 8. Inventories (Carried at lower of Cost and Net Realisable Value)

(₹ in Lakhs)

	As at 31st March, 2018	As at 31st March, 2017	As at 1st April, 2016
<b>A. Work-in-Progress</b>			
Land	13,220.94	7,142.76	5,149.56
Work-in-Progress	1,06,539.80	80,514.43	59,057.81
	<b>1,19,760.74</b>	<b>87,657.19</b>	<b>64,207.37</b>
<b>B. Finished Goods</b>			
Finished Properties	991.72	-	-
	<b>991.72</b>	<b>-</b>	<b>-</b>
<b>C. Stock-in-Trades</b>	3.52	-	-
	<b>3.52</b>	<b>-</b>	<b>-</b>
<b>D. Debentures - Unquoted fully paid up</b>			
Prajay Urban Private Limited	2,448.00	2,448.00	2,448.00
24,480 Optionally Convertible Debentures of ₹10,000/- each	2,448.00	2,448.00	2,448.00
	<b>1,23,203.98</b>	<b>90,105.19</b>	<b>66,655.37</b>

### 9. Current Investments (Current)

(₹ in Lakhs)

	As at 31st March, 2018	As at 31st March, 2017	As at 1st April, 2016
Paintings	385.62	389.66	419.66
	<b>385.62</b>	<b>389.66</b>	<b>419.66</b>

### 10. Trade Receivables

(₹ in Lakhs)

	As at 31st March, 2018	As at 31st March, 2017	As at 1st April, 2016
<i>(Unsecured, considered good)</i>			
Other Debts	-	-	50.16
	<b>-</b>	<b>-</b>	<b>50.16</b>



## Notes to Consolidated Financial Statements

### 11. Cash and Cash Equivalents

(₹ in Lakhs)

	As at 31st March, 2018	As at 31st March, 2017	As at 1st April, 2016
Balances with Banks	71.49	90.49	327.85
Cheques in hand	7.95	0.01	-
Cash in hand	17.72	18.33	7.16
Bank deposits with maturity of less than 3 months*	723.44	285.81	312.38
	<b>820.60</b>	<b>394.64</b>	<b>647.39</b>

\* Pledged with banks as security against loans

### 12. Bank Balances other than above

(₹ in Lakhs)

	As at 31st March, 2018	As at 31st March, 2017	As at 1st April, 2016
Escrow Account/Fractional Share Sale Proceeds	-	0.25	0.25
Bank deposits with maturity of more than 3 months but less than 12 months*	325.51	938.31	760.55
	<b>325.51</b>	<b>938.56</b>	<b>760.80</b>

\* Pledged with banks as security against loans

### 13. Loans (Current)

(₹ in Lakhs)

	As at 31st March, 2018	As at 31st March, 2017	As at 1st April, 2016
<i>(Unsecured, considered good)</i>			
Security Deposit	0.15	-	-
Loans to Related Parties (Refer Note No. 40)	76,786.17	62,311.61	55,443.06
Loans to Others	10,373.62	10,230.90	8,045.24
	<b>87,159.94</b>	<b>72,542.51</b>	<b>63,488.30</b>

### 14. Other Financial Assets

(₹ in Lakhs)

	As at 31st March, 2018	As at 31st March, 2017	As at 1st April, 2016
Advances to Related Parties (Refer Note No. 40)	1,230.02	757.41	241.79
Interest Receivable on Debentures	876.61	233.25	688.72
	<b>2,106.63</b>	<b>990.66</b>	<b>930.51</b>

### 15. Current Tax Assets (Net)

(₹ in Lakhs)

	As at 31st March, 2018	As at 31st March, 2017	As at 1st April, 2016
Advance Income Tax and Refunds Receivable (Net of Taxes)	1,577.82	848.74	1,146.89
	<b>1,577.82</b>	<b>848.74</b>	<b>1,146.89</b>

### 16. Other Current Assets

(₹ in Lakhs)

	As at 31st March, 2018	As at 31st March, 2017	As at 1st April, 2016
Advances to Employees	14.94	11.40	3.71
Advances to Contractors/Suppliers	2,442.69	4,053.05	4,941.54
Advances to Land Owners	165.00	80.00	-
Advances to Others	30.73	157.53	74.13
Balances with Government Authorities	3,048.76	1,890.02	1,201.76
Prepaid Expenses	-	22.84	16.79
	<b>5,702.12</b>	<b>6,214.84</b>	<b>6,237.93</b>

## Notes to Consolidated Financial Statements

### 17. Equity Share Capital

(₹ in Lakhs)

	As at 31st March, 2018	As at 31st March, 2017	As at 1st April, 2016
<b>Authorized Shares</b>			
3,52,50,000 Equity Shares of ₹2/- each	705.00	705.00	705.00
20,00,000 Equity Shares of ₹100/- each	2,000.00	-	-
	<b>2,705.00</b>	<b>705.00</b>	<b>705.00</b>
<b>Issued, subscribed &amp; fully paid-up shares</b>			
2,42,98,392 Equity Shares of ₹2/- each	485.97	485.97	485.97
Share Capital Suspense Account pursuant to Scheme of Amalgamation (Refer Note d below)	72.81	-	-
36,40,497 Equity Shares of ₹2/- each			
	<b>558.78</b>	<b>485.97</b>	<b>485.97</b>

#### a. Reconciliation of the shares outstanding at the beginning and at the end of the reporting period

Particulars	As at 31st March, 2018		As at 31st March, 2017		As at 1st April, 2016	
	No of shares	(₹ in Lakhs)	No of shares	(₹ in Lakhs)	No of shares	(₹ in Lakhs)
Shares outstanding at the beginning of the period	2,42,98,392	485.97	2,42,98,392	485.97	2,42,98,392	485.97
<b>Shares Outstanding at the end of the period</b>	<b>2,42,98,392</b>	<b>485.97</b>	<b>2,42,98,392</b>	<b>485.97</b>	<b>2,42,98,392</b>	<b>485.97</b>

#### b. Rights attached to Equity Shares

The Company has only one class of equity shares having a par value of ₹2/- per share. Each holder of equity shares is entitled to one vote per share. In the event of liquidation of the Company, the holders of equity shares will be entitled to receive remaining assets of the Company, after distribution of all preferential amounts. The distribution will be in proportion to the number of equity shares held by the shareholders.

#### c. Details of shareholders holding more than 5% shares in the Company

Name of Shareholders	As at 31st March, 2018		As at 31st March, 2017		As at 1st April, 2016	
	No of shares	% holding in the class	No of shares	% holding in the class	No of shares	% holding in the class
Diwakar Viniyog Private Limited	34,12,491	14.04%	34,12,491	14.04%	34,12,491	14.04%
Suntrack Commerce Private Limited	29,84,237	12.28%	29,84,237	12.28%	29,84,237	12.28%
Bhanu Vyapaar Private Limited	27,78,899	11.44%	27,78,899	11.44%	27,78,899	11.44%
Raviraj Viniyog Private Limited	14,11,000	5.81%	14,11,000	5.81%	14,11,000	5.81%
Prabhakar Viniyog Private Limited	13,92,000	5.73%	13,92,000	5.73%	13,92,000	5.73%
Suraj Viniyog Private Limited	12,94,491	5.33%	12,94,491	5.33%	12,94,491	5.33%

#### d. Share Capital Suspense

Pursuant to the Scheme of Amalgamation as detailed in Note No. 44 the Company has issued and allotted 36,40,497 Equity Shares of ₹2/- each fully paid. Pending allotment corresponding amount has been kept under Share Capital Suspense and shall be transferred to Equity Share Capital of the Company on allotment of Shares. The record date fixed for the purpose is 25th May, 2018.

### 18. Other Equity

(₹ in Lakhs)

	As at 31st March, 2018	As at 31st March, 2017	As at 1st April, 2016
<b>Capital Reserve</b>			
Opening Balance	2,342.49	2,342.49	2,342.49
Add: Transferred on Amalgamation	447.26	-	-
Closing Balance	<b>2,789.75</b>	<b>2,342.49</b>	<b>2,342.49</b>
<b>Revaluation Reserve</b>			
Opening Balance	-	-	-

## Notes to Consolidated Financial Statements

### 18. Other Equity (Contd.)

(₹ in Lakhs)

	As at 31st March, 2018	As at 31st March, 2017	As at 1st April, 2016
Add: Transferred on Amalgamation	967.90	-	-
Closing Balance	967.90	-	-
<b>General Reserve</b>			
Opening Balance	-	-	-
Add: Transferred on Amalgamation	11,648.88	-	-
Closing Balance	11,648.88	-	-
<b>Retained Earnings</b>			
Opening Balance	(173.28)	(1,433.21)	(972.22)
Less: Cancelled on Amalgamation	1,750.74	-	-
Add: Profit/(Loss) for the Period	361.33	1,259.94	(460.99)
	(1,562.69)	(173.27)	(1,433.21)
<b>Other Comprehensive Income</b>			
Opening Balance	(5.72)	-	-
Add: For the year	6.38	(5.72)	-
	0.66	(5.72)	-
<b>Total Reserves and Surplus</b>	<b>13,844.50</b>	<b>2,163.50</b>	<b>909.28</b>

### 19. Borrowings (Non-Current)

(₹ in Lakhs)

	As at 31st March, 2018	As at 31st March, 2017	As at 1st April, 2016
<b>Secured</b>			
Term Loans from Banks (Refer Note No. 41[A])	33,044.10	39,849.89	25,764.65
Term Loans from Non Banking Financial Companies (Refer Note No. 41[B])	17,654.89	9,712.00	4,963.69
	50,698.99	49,561.89	30,728.34
<b>Unsecured</b>			
Non-Convertible Debentures (Refer Note No. 42[A])	24,990.65	28,472.66	29,935.49
Term Loans from Non Banking Financial Companies (Refer Note No. 42[B])	21,656.02	17,239.38	7,299.58
	46,646.67	45,712.04	37,235.07
	97,345.66	95,273.93	67,963.41

### 20. Provisions (Non-Current)

(₹ in Lakhs)

	As at 31st March, 2018	As at 31st March, 2017	As at 1st April, 2016
Provision for Employee Benefits (Refer Note No. 36)			
Gratuity	111.02	101.98	73.90
Leave Encashment	79.85	46.11	79.09
	190.87	148.09	152.99

## Notes to Consolidated Financial Statements

### 21. Borrowings (Current)

(₹ in Lakhs)

	As at 31st March, 2018	As at 31st March, 2017	As at 1st April, 2016
<b>Secured</b>			
Overdraft from Banks *	17,426.12	2,430.83	331.10
	<b>17,426.12</b>	<b>2,430.83</b>	<b>331.10</b>
<b>Unsecured</b>			
Non-Convertible Debentures (Refer Note No. 43[A])	-	-	12,000.00
Term Loans from Non Banking Financial Companies (Refer Note No. 43[B])	9,500.00	-	9,999.55
Loans from Other Bodies Corporate <sup>^</sup>	29,651.15	22,687.74	235.65
	<b>39,151.15</b>	<b>22,687.74</b>	<b>22,235.20</b>
	<b>56,577.27</b>	<b>25,118.57</b>	<b>22,566.30</b>

\* (i) ₹2,956.37 Lakhs secured by the securities as mentioned in Note No. 41[A](a), 41[A](d) & 41[A](e) under the heading "Term Loan from Banks" as this facility is a sub-limit thereof.

(ii) ₹13,523.12 Lakhs secured by pledge of third party's fixed deposits

(iii) ₹946.63 Lakhs secured by hypothecation on receivables of the project at "Zandu Sigma Estates", 70 Gokhale Road, Dadar, Mumbai 400025 coupled with the corporate guarantee by a related party.

<sup>^</sup>includes ₹20,760.56 Lakhs from Related parties, Repayable on demand

### 22. Trade Payables

(₹ in Lakhs)

	As at 31st March, 2018	As at 31st March, 2017	As at 1st April, 2016
Micro, Small and Medium Enterprises	3.06	8.04	13.91
Others	1,135.38	1,878.08	2,243.69
	<b>1,138.44</b>	<b>1,886.12</b>	<b>2,257.60</b>

### 23. Other Financial Liabilities

(₹ in Lakhs)

	As at 31st March, 2018	As at 31st March, 2017	As at 1st April, 2016
Current Maturities of Long Term Debts (Refer Note No. 41[A], 41[B], 42[A] & 42[B])	48,721.33	35,202.33	28,573.33
Interest accrued but not due on borrowings	3,266.11	6,954.01	6,376.24
Advances from Related Parties (Refer Note No. 40)	12.50	717.08	371.17
Advances from Others	2,113.19	1,588.04	4.33
Cheques Overdrawn	2.63	-	-
Deposits Received	2.00	-	-
Liabilities for Expenses	17.18	16.88	24.03
Employee Benefits Payables	6.40	4.43	15.63
Retention Money	532.06	314.63	344.21
Unclaimed Fractional Share Sale Proceeds	-	0.25	0.25
	<b>54,673.40</b>	<b>44,797.65</b>	<b>35,709.19</b>

### 24. Other Current Liabilities

(₹ in Lakhs)

	As at 31st March, 2018	As at 31st March, 2017	As at 1st April, 2016
Advances from Customers	49,153.50	44,025.47	39,437.83
Fluctuating Capital Account with LLP	46.41	38.19	349.12
Duties & Taxes Payables	357.69	564.47	375.58
	<b>49,557.60</b>	<b>44,628.13</b>	<b>40,162.53</b>

## Notes to Consolidated Financial Statements

### 25. Provisions (Current)

(₹ in Lakhs)

	As at 31st March, 2018	As at 31st March, 2017	As at 1st April, 2016
Provision for Employee Benefits (Refer Note No. 36)			
Gratuity	8.40	2.90	3.62
Leave Encashment	5.95	7.58	8.20
	<b>14.35</b>	<b>10.48</b>	<b>11.82</b>

### 26. Revenue from Operations

(₹ in Lakhs)

	Year ended 31st March, 2018	Year ended 31st March, 2017
Operating Income		
Sale of Trade Goods	23.04	-
	<b>23.04</b>	<b>-</b>
Other Operating Income		
Nomination Charges	53.24	26.55
Cancellation Charges	66.67	51.61
Legal Fees Received	3.78	15.30
	123.69	93.46
	<b>146.73</b>	<b>93.46</b>

### 27. Other Income

(₹ in Lakhs)

	Year ended 31st March, 2018	Year ended 31st March, 2017
Interest Income from		
Associates	236.56	418.42
LLP	5,534.80	4,363.75
Other Bodies Corporate	4,792.89	5,095.74
Debentures	453.33	259.16
Fixed Deposits	136.55	110.33
Income Tax Refund	200.79	14.18
Others	173.30	148.38
	<b>11,528.22</b>	<b>10,409.96</b>
Dividend Received	116.49	14.00
Profit on Sale of Non-Current Investment	23.00	-
Profit on Sale of Current Investment	0.10	-
Profit on Sale of Mutual Fund Units	0.84	14.14
Profit on Sale of Fixed Assets	1.06	-
Service Charges Received	4.98	182.95
Reversal of Share of Loss in LLP in Previous Year	-	334.02
Unpaid Liabilities and unclaimed balances written back	0.13	0.75
Miscellaneous Income	3.33	2.44
Income from Investment measured at amortised cost	-	52.40
	<b>149.93</b>	<b>600.70</b>
	<b>11,678.15</b>	<b>11,010.66</b>

### 28. Purchases

(₹ in Lakhs)

	Year ended 31st March, 2018	Year ended 31st March, 2017
Land	6,078.18	1,993.21
Trade Goods	23.35	-
	<b>6,101.53</b>	<b>1,993.21</b>

## Notes to Consolidated Financial Statements

### 29. Changes in Inventories of Finished Goods, Stock-in-Trade and Work-in-Progress

(₹ in Lakhs)

	Year ended 31st March, 2018	Year ended 31st March, 2017
<b>I. Opening Stock</b>		
Land	7,142.76	5,149.56
Work-in-Progress	80,514.43	59,057.81
Debentures	2,448.00	2,448.00
	<b>90,105.19</b>	<b>66,655.37</b>
Add : Finished Properties (Transferred on Amalgamation)	991.72	-
Less: GST input claimed for VAT & Excise Duty	558.95	-
	<b>90,537.96</b>	<b>66,655.37</b>
<b>II. Closing Stock</b>		
Land	13,220.94	7,142.76
Work-in-Progress	1,06,539.80	80,514.43
Finished Properties	991.72	-
Debentures	2,448.00	2,448.00
Stock-in-Trade	3.52	-
	<b>1,23,203.98</b>	<b>90,105.19</b>
Changes in Inventories (I -II)	<b>(32,666.02)</b>	<b>(23,449.82)</b>

### 30. Employee Benefits Expense

(₹ in Lakhs)

	Year ended 31st March, 2018	Year ended 31st March, 2017
Salaries, Gratuity & Allowances	1,416.98	1,478.39
Contribution to Provident and Other Funds	51.17	43.97
Staff Welfare Expenses	14.03	14.16
	<b>1,482.18</b>	<b>1,536.52</b>

### 31. Finance Costs

(₹ in Lakhs)

	Year ended 31st March, 2018	Year ended 31st March, 2017
Interest Expenses	20,213.34	15,689.66
Add: Other Borrowing Costs	1,394.29	654.03
	<b>21,607.63</b>	<b>16,343.69</b>

### 32. Project Expenses

(₹ in Lakhs)

	Year ended 31st March, 2018	Year ended 31st March, 2017
Materials Consumed	1,950.00	1,955.88
Payments to Contractors	10,847.15	9,369.11
Consultants Fees	580.49	698.02
Project Promotion & Expenses	383.15	309.94
Insurance	(5.79)	0.44
Repair & Maintenance	61.56	45.39
Rates & Taxes	73.63	322.50
Travelling & Conveyance	125.54	81.90
Other Operating Expenses	141.20	145.83
	<b>14,156.93</b>	<b>12,929.01</b>

## Notes to Consolidated Financial Statements

### 33. Other Expenses

(₹ in Lakhs)

	Year ended 31st March, 2018	Year ended 31st March, 2017
Electricity Charges	2.62	0.31
Rent	48.29	33.93
Repairs & Maintenance	30.68	30.17
Rates & Taxes	88.12	2.85
Advertisement & Publicity	4.07	1.21
Custodial Fees	4.32	2.29
Listing Fees	13.02	4.44
Directors' Sitting Fees	9.19	4.68
Postage & Courier	13.69	3.68
Printing & Stationery	7.69	5.53
Royalty	10.00	13.44
Insurance	1.32	1.49
Brokerage	6.02	-
Corporate Social Responsibility	295.00	-
Travelling & Conveyance	25.30	21.70
Legal & Professional Fees	130.15	71.88
Share of Loss in LLP	8.22	23.09
Loss on Sale of Current Investments	-	18.00
Expenses from Investment measured at FVTPL	90.13	-
Miscellaneous Expenses	34.89	16.88
Auditors' Remuneration (Refer Note No. 35)	19.40	12.40
	<b>842.12</b>	<b>267.97</b>

### 34. Earnings per Share (EPS)

(₹ in Lakhs)

	Year ended 31st March, 2018	Year ended 31st March, 2017
<b>Earnings per Share is calculated as follows:</b>		
Profit/(loss) after tax attributable to Equity Shareholders	361.33	1,259.94
Weighted average number of equity shares	2,79,38,889	2,42,98,392
Nominal value of Equity Share	2.00	2.00
<b>Basic and Diluted Earnings per Share</b>	<b>1.29</b>	<b>5.19</b>

### 35. Auditors' Remuneration

(₹ in Lakhs)

	Year ended 31st March, 2018	Year ended 31st March, 2017
Audit Fees	9.36	8.11
Tax Audit Fees	0.50	0.50
Limited Review	1.95	1.51
Other Matters	7.59	2.28
	<b>19.40</b>	<b>12.40</b>

## Notes to Consolidated Financial Statements

### 36. As per actuarial valuations as on 31st March, 2018 and recognized in the financial statement in respect of Employee benefit schemes

(₹ in Lakhs)

Particulars	As at 31st March, 2018		As at 31st March, 2017	
	Gratuity	Leave Encashment	Gratuity	Leave Encashment
	Unfunded	Unfunded	Unfunded	Unfunded
<b>A. Expenses Recognised in the income statement</b>				
1. Current Service Cost	17.62	10.03	19.74	7.04
2. Interest Cost	8.07	4.05	6.84	5.29
3. Loss/(Gain) on settlement	-	-	-	-
4. Net interest cost/(income) on the Net Defined Benefit Liability/ (Assets)	-	-	-	-
5. Re-measurement (or Actuarial) (gain)/loss arising from:	-	-	-	-
- Change in demographic assumptions	-	-	-	-
- Change in financial assumptions	-	(0.90)	-	1.66
- Experience variance (i.e. Actual expense vs assumptions)	-	21.77	-	(44.11)
- Others	-	-	-	-
6. Return on plan assets, excluding amount recognised in net interest expenses	-	-	-	-
7. Re-measurement (or Actual) (gain)/loss arising because of change in effect of asset ceiling	-	-	-	-
<b>8. Total Expenses recognised in the Statement of Profit &amp; Loss</b>	<b>25.69</b>	<b>34.95</b>	<b>26.58</b>	<b>(30.12)</b>
<b>B. Assets and Liability</b>				
1. Present value of Obligation	119.42	85.79	104.88	53.69
2. Fair Value of Plan Assets	-	-	-	-
3. Funded Status [Surplus/(deficit)]	(119.42)	(85.79)	(104.88)	(53.69)
4. Effects of Assets Ceiling, if any	-	-	-	-
<b>5. Net asset/(liability) recognized in balance sheet</b>	<b>(119.42)</b>	<b>(85.79)</b>	<b>(104.88)</b>	<b>(53.69)</b>
<b>C. Change in Present Value of Obligation</b>				
1. Present value of Obligation as at beginning of period	104.88	53.69	77.51	87.28
2. Current Service Cost	17.62	10.03	19.74	7.04
3. Interest Expenses or Cost	8.07	4.05	6.84	5.29
Re-measurement (or Actuarial) (gain)/loss arising from:	-	-	-	-
- Change in demographic assumptions	-	-	-	-
- Change in financial assumptions	(0.82)	(0.90)	2.92	1.66
- Experience variance (i.e. Actual expense vs assumptions)	(8.94)	21.77	5.82	(44.11)
- Others	-	-	-	-
4. Past Service Cost	-	-	-	-
5. Effect of change in foreign exchange rates	-	-	-	-
6. Benefits Paid	(1.39)	(2.85)	(7.95)	(3.47)
7. Acquisition Adjustment	-	-	-	-
8. Effect of business combinations or disposals	-	-	-	-
<b>9. Present value of Obligation as at the end of period</b>	<b>119.42</b>	<b>85.79</b>	<b>104.88</b>	<b>53.69</b>
<b>D. Change in Fair Value of Plan Assets</b>				
1. Fair Value of Plan Assets at beginning of period	-	-	-	-
2. Investment Income	-	-	-	-
3. Employer's Contribution	1.39	2.85	7.95	3.47
4. Employee's Contribution	-	-	-	-
5. Benefits paid	(1.39)	(2.85)	(7.95)	(3.47)
6. Return on plan assets, excluding amount recognised in net interest expenses	-	-	-	-
7. Acquisition Adjustment	-	-	-	-
<b>8. Fair Value of Plan Assets at end of period</b>	<b>-</b>	<b>-</b>	<b>-</b>	<b>-</b>
<b>E. Other Comprehensive Income</b>				
1. Actuarial (gain)/losses	-	-	-	-
- Change in demographic assumptions	-	-	-	-



## Notes to Consolidated Financial Statements

36. As per actuarial valuations as on 31st March, 2018 and recognized in the financial statement in respect of Employee benefit schemes (Contd.)

(₹ in Lakhs)

Particulars	As at 31st March, 2018		As at 31st March, 2017	
	Gratuity	Leave Encashment	Gratuity	Leave Encashment
	Unfunded	Unfunded	Unfunded	Unfunded
- Change in financial assumptions	(0.82)	-	2.92	-
- Experience variance (i.e. Actual expense vs assumptions)	(8.94)	-	5.82	-
- Others	-	-	-	-
2. Return of plan assets, excluding amount recognised in net interest expenses	-	-	-	-
3. Re-measurement (or Actuarial) (gain)/loss arising because of change in effect of asset ceiling	-	-	-	-
<b>4. Components of defined benefit costs recognised in other comprehensive income</b>	<b>(9.76)</b>	<b>-</b>	<b>8.74</b>	<b>-</b>
<b>F. Financial Assumptions</b>				
1. Discount Rate (%)	7.75%	7.75%	7.50%	7.50%
2. Salary Growth Rate (per annum)	6.00%	6.00%	6.00%	6.00%
<b>G. Demographic Assumptions</b>				
1. Mortality Rate (% of IALM 06-08)	5.00%	5.00%	5.00%	5.00%
2. Withdrawal Rate (per annum)	1% to 8%	1% to 8%	1% to 8%	1% to 8%

### Sensitivity Analysis :-

Significant actuarial assumptions for the determination of the defined benefit obligation are discount rate, expected salary increase and mortality. The sensitivity analysis below have been determined based on reasonably possible changes of the assumption occurring at the end of the reporting period, while holding all other assumptions constant. The results of sensitivity analysis is given below:

(₹ in Lakhs)

Particulars	Gratuity		Leave Encashment	
	As at 31st March, 2018	As at 31st March, 2017	As at 31st March, 2018	As at 31st March, 2017
	Defined Benefit Obligation (Base)	119.43	104.88	85.79

(₹ in Lakhs)

Particulars	Gratuity			
	As at 31st March, 2018		As at 31st March, 2017	
	Decrease	Increase	Decrease	Increase
Discount Rate (-/+1%) (% change compared to base due to sensitivity)	126.25	113.33	111.26	99.20
Salary Growth Rate (-/+1%) (% change compared to base due to sensitivity)	112.73	126.80	99.07	111.29
Attrition Rate (-/+50%) (% change compared to base due to sensitivity)	119.06	119.73	103.94	106.04

(₹ in Lakhs)

Particulars	Leave Encashment			
	As at 31st March, 2018		As at 31st March, 2017	
	Decrease	Increase	Decrease	Increase
Discount Rate (-/+1%) (% change compared to base due to sensitivity)	89.57	82.36	57.33	50.47
Salary Growth Rate (-/+1%) (% change compared to base due to sensitivity)	81.95	89.96	50.40	57.33
Attrition Rate (-/+50%) (% change compared to base due to sensitivity)	85.43	86.12	53.21	54.28

## Notes to Consolidated Financial Statements

### 36. As per actuarial valuations as on 31st March, 2018 and recognized in the financial statement in respect of Employee benefit schemes (Contd.)

The sensitivity analysis presented above may not be representative of the actual change in the defined benefit obligation as it is unlikely that the change in assumptions would occur in isolation of one another as some of the assumptions may be correlated.

There is no change in the method of valuation for the prior period

#### Effect of Plan on Entity's Future Cash Flows

##### a) Funding arrangements and Funding Policy

The Company has purchased an insurance policy to provide for Payment of gratuity to the employees. Every year, the insurance company carries out a funding valuation based on the latest employee data provided by the Company. Any deficit in the assets as a result of such valuation is funded by the Company.

For Leave, the Scheme is partly managed on fund basis.

##### b) Expected Contribution during the next annual reporting period (₹ in Lakhs)

Particulars	Gratuity		Leave Encashment	
	2017-18	2016-17	2017-18	2016-17
The Company's best estimate of Contribution during the next year	35.62	31.07	20.88	20.64

##### c) Maturity Profile of Defined Benefit Obligation (₹ in Lakhs)

Particulars	Gratuity		Leave Encashment	
	2017-18	2016-17	2017-18	2016-17
Weighted average duration (based on discounted cashflows)	4.87	5.02	2.50	5.50

##### Expected cash flows over the next (valued on undiscounted basis) (₹ in Lakhs)

Expected cash flows over the next (valued on undiscounted basis)	Gratuity		Leave Encashment	
	2017-18	2016-17	2017-18	2016-17
1 Year	4.46	18.84	3.20	6.85
2 to 5 Years	591.70	51.65	67.31	25.51
6 to 10 Years	349.70	34.39	4.94	21.32

### 37. Carrying value and Fair Value of Financial Instruments is as follows:

(₹ in Lakhs)

Particulars	As at 31st March, 2018			As at 31st March, 2017			As at 1st April, 2016		
	FVTPL	Amortized Cost	Total	FVTPL	Amortized Cost	Total	FVTPL	Amortized Cost	Total
<b>Financial Assets:</b>									
<b>Non-Current</b>									
Investment in equity instruments		727.23	727.23		7,754.39	7,754.39		7,567.65	7,567.65
Investment in Preference Shares	5,440.23		5,440.23	628.66		628.66	576.26		576.26
Investment in Bonds		-	-		402.00	402.00		402.00	402.00
Investment in Debentures	11,274.22		11,274.22	-		-	4,307.60		4,307.60
Investment in LLPs		0.41	0.41		0.41	0.41		0.41	0.41
Loans		26,538.00	26,538.00		26,327.87	26,327.87		10,426.98	10,426.98
Other Financial Assets		936.00	936.00		991.60	991.60		1,111.11	1,111.11
<b>Current</b>									
Investments		385.62	385.62		389.66	389.66		419.66	419.66
Trade Receivables		-	-		-	-		50.16	50.16
Cash and Cash Equivalents		820.60	820.60		394.64	394.64		647.39	647.39
Other Bank Balances		325.51	325.51		938.56	938.56		760.80	760.80
Loans		87,159.94	87,159.94		72,542.51	72,542.51		63,488.30	63,488.30

## Notes to Consolidated Financial Statements

37. Carrying value and Fair Value of Financial Instruments is as follows: (Contd.)

(₹ in Lakhs)

Particulars	As at 31st March, 2018			As at 31st March, 2017			As at 1st April, 2016		
	FVTPL	Amortized Cost	Total	FVTPL	Amortized Cost	Total	FVTPL	Amortized Cost	Total
	Other Financial Assets		2,106.63	2,106.63		990.66	990.66		930.51
<b>Total</b>	<b>16,714.45</b>	<b>1,18,999.94</b>	<b>1,35,714.39</b>	<b>628.66</b>	<b>1,10,732.30</b>	<b>1,11,360.96</b>	<b>4,883.86</b>	<b>85,804.97</b>	<b>90,688.83</b>
<b>Financial Liabilities:</b>									
<b>Non-Current</b>									
Borrowings		97,345.66	97,345.66		95,273.93	95,273.93		67,963.41	67,963.41
<b>Current</b>									
Borrowings		56,577.26	56,577.26		25,118.57	25,118.57		22,566.30	22,566.30
Trade Payables		1,138.44	1,138.44		1,886.12	1,886.12		2,257.60	2,257.60
Other Financial Liabilities		54,673.39	54,673.39		44,797.65	44,797.65		35,709.18	35,709.18
<b>Total</b>	<b>-</b>	<b>2,09,734.75</b>	<b>2,09,734.75</b>	<b>-</b>	<b>1,67,076.27</b>	<b>1,67,076.27</b>	<b>-</b>	<b>1,28,496.49</b>	<b>1,28,496.49</b>

### 38. Fair Value Hierarchy

The table shown below analyses financial instruments carried at fair value. The different levels have been defined below:-

Level 1: Quoted Prices (unadjusted) in active markets for identical assets or liabilities

Level 2: Inputs other than quoted prices included within Level 1 that are observable for the asset or liability, either directly (i.e., as prices) or indirectly (i.e., derived from prices)

Level 3: Inputs for the asset or liability that are not based on observable market data (unobservable inputs)

#### a) Financial assets measured at fair value at 31st March, 2018

(₹ in Lakhs)

Particulars	Level 1	Level 2	Level 3	Total
<b>Financial Assets</b>				
Investment at FVTPL				
In preference shares		5,440.23		5,440.23
In debentures		11,274.22		11,274.22

#### Financial assets measured at fair value at 31st March, 2017

(₹ in Lakhs)

Particulars	Level 1	Level 2	Level 3	Total
<b>Financial Assets</b>				
Investment at FVTPL				
In preference shares		628.66		628.66
In debentures		-		-

#### Financial assets measured at fair value at 1st April 2016

(₹ in Lakhs)

Particulars	Level 1	Level 2	Level 3	Total
<b>Financial Assets</b>				
Investment at FVTPL				
In preference shares		576.26		576.26
In debentures		4,307.60		4,307.60

#### b) Financial instruments at amortized cost

The carrying amount of financial assets and financial liabilities measured at amortised cost in the financial statements are a reasonable approximation of their fair values since the Company does not anticipate that the carrying amounts would be significantly different from the values that would eventually be received or settled

c) During the year there has been no transfer from one level to another

## Notes to Consolidated Financial Statements

### 39. Financial risk management objectives and policies

The Company's principal financial liabilities, comprise of borrowings, trade and other payables. The main purpose of these financial liabilities is to finance the Company's operations. The Company's principal financial assets includes loans, trade and other receivables and cash & cash equivalents that derive directly from its operations.

The Company is exposed to market risk, credit risk and liquidity risk. The Company's Management oversees the management of these risks and ensures that the Company's financial risks activities are governed by appropriate policies and procedures and that finance risk are identified, measured and managed in accordance with the Company's policies and risk objectives.

The Board of Directors reviews and agrees policies for managing each of these risks, which are summarised below:-

#### A. Credit Risk

Credit risk is the risk of loss that may arise on outstanding financial instruments if a counter party default on its obligations. The Company's exposure to credit risk arises majorly from trade receivables/unbilled revenue and other financial assets.

Other financial assets like bank deposits, advances and security deposits are with banks, government bodies, utility providers, contractors and others, and hence, the Company does not expect any credit risk with respect to trade receivables/ unbilled revenue and other financial assets.

With respect to trade receivables/unbilled revenue, the Company has constituted teams to review the receivables on periodic basis and take necessary mitigations whenever required. The Company creates allowance for all unsecured receivables based on lifetime expected credit loss.

The following table summarizes the change in the loss allowance measured using ECL

(₹ in Lakhs)

Reconciliation of Loss Allowance	Trade Receivables	Security Deposits
<b>As on April 1, 2016</b>	-	-
Allowance for Expected Credit Loss	-	-
<b>As on March 31, 2017</b>	-	-
Allowance for Expected Credit Loss	-	-
<b>As on March 31, 2018</b>	-	-

#### B. Liquidity Risk

The Company's principal sources of liquidity are cash and cash equivalents and the cash flow that is generated from operations. The Company believes that the cash and cash equivalents is sufficient to meet its current requirements. Accordingly, no liquidity risk is perceived.

The backup of cash and cash equivalents, deposits and investments is as below:

(₹ in Lakhs)

Particulars	31st March, 2018	31st March, 2017
Cash and Cash equivalents	820.60	394.64
Bank balance other than cash and cash equivalents	325.51	938.56
Investments	17,827.70	9,175.11

The table below summarises the maturity profile of the Company's financial liabilities at the reporting date. The amounts are based on contractual undiscounted payments

(₹ in Lakhs)

Particulars	Maturity period	March 31, 2018	March 31, 2017	March 31, 2016
<b>Financial Liabilities - Current</b>				
Borrowings	within 1 year	56,577.26	25,118.57	22,566.30
Trade Payable	within 1 year	1,138.44	1,886.12	2,257.60
Other Financial Liabilities	within 1 year	54,673.39	44,797.65	35,709.18
<b>Financial Liabilities - Non-Current</b>				
Borrowings	Between 1-5 year	97,345.66	95,273.93	67,963.41

## Notes to Consolidated Financial Statements

### 39. Financial risk management objectives and policies (Contd.)

#### C. Market Risk

##### a. Interest Rate Risk

The Company has taken debt to finance its working capital, which exposes it to interest rate risk. Borrowings issued at variable rates expose the Company to interest rate risk.

Particulars	(₹ in Lakhs)		
	March 31, 2018	March 31, 2017	March 31, 2016
Variable rate borrowing	1,21,630.48	90,439.10	67,264.31
Fixed rate borrowing	68,571.56	70,971.06	56,176.49
<b>Total borrowings</b>	<b>1,90,202.05</b>	<b>1,61,410.16</b>	<b>1,23,440.80</b>

Market risk is the risk that fair value of future cash flows of a financial instrument will fluctuate because of change in market prices. Market risk comprises two type of risk: interest rate risk and other price risk, such as equity price risk and commodity/real estate risk.

The sensitivity analysis in the following sections related to the position as at March 31, 2018 and March 31, 2017. The sensitivity analysis has been prepared on the basis that the amount of net debt and ratio of fixed to floating interest rates of debts.

Interest rate risk is the risk that the fair value or future cash flows of an exposure will fluctuate because of changes in interest rate. The entity's exposure to the risk of changes in interest rates relates primarily to the entity's operating activities (when receivables or payables are subject to different interest rates) and the entity's receivables or payables.

The Company is affected by the price volatility of certain commodities/real estates. Its operating activities require the ongoing development of real estate. The Company's Management has developed and enacted a risk management strategy regarding commodity/real estate price risk and its mitigation. The Company is subject to the price risk variables, which are expected to vary in line with the prevailing market conditions.

##### Interest rate sensitivity

The Following table demonstrates the sensitivity to a reasonably possible change in interest rate, with all other variables held constant. The impact on entity's profit before tax is due to change in the fair value of financial assets and liabilities.

Particulars	(₹ in Lakhs)	
	As at March 31, 2018	As at March 31, 2017
<b>Interest Sensitivity*</b>		
Interest Rates increase by 100 basis points	1,902.02	1,614.10
Interest Rates decrease by 100 basis points	(1,902.02)	(1,614.10)

\*Holding all other variables constant

##### b. Price Risk

The Company's exposure to price risk arises from investments held and classified as FVTPL or FVOCI. To manage the price risk arising from investments, the Company diversifies its portfolio of assets.

##### Sensitivity Analysis

Particulars	As at March 31, 2018		As at March 31, 2017	
<b>Price Sensitivity*</b>				
Price increase by 5%- FVOCI	-	-	-	-
Price decrease by 5%- FVOCI	-	-	-	-
Price increase by 5%- FVTPL	-	-	-	-
Price decrease by 5%- FVTPL	-	-	-	-

\*Holding all other variables constant

# Notes to Consolidated Financial Statements

## 40. Related Party Transactions

1. List of Related Parties as required by IND AS-24, "Related Party Disclosures", are given below:

<b>i. Associates:</b>	
1. Roseview Developers Private Limited	3. Bengal Emami Housing Limited
2. Prajay Urban Private Limited	4. Swanhousing & Infra Private Limited
<b>ii. Limited Liability Partnerships:</b>	
1. Lohitka Properties LLP	2. Supervalve Nirman LLP
<b>iii. Key Management Personnel &amp; Other Directors:</b>	
<b>a) Key Management Personnel:</b>	
1. Mr. Rajesh Bansal	Whole-time Director
2. Mr. Girja Kumar Choudhary	Whole-time Director & CFO
3. Mr. Sanjay Choudhary	Whole-time Director (Ceased w.e.f. 09.08.2017)
4. Dr. Kalyanasundaram Ramamurthy	Whole-Time Director (Ceased w.e.f. 30.03.2018)
5. Ms. Payel Jain	Company Secretary
<b>b) Other Directors:</b>	
1. Mr. Abhijit Datta	Non-Executive Chairman (Independent)
2. Mr. Hari Mohan Marda	Independent Director
3. Mr. Ram Gobind Ganeriwala	Independent Director
4. Mrs. Karabi Sengupta	Independent Director
5. Mr. Debasish Bhaumik	Independent Director
6. Mr. Basant Kumar Parakh	Non-Executive Non-Independent Director
<b>iv. Relatives of Key Managerial Personnel</b>	
1. Mr. Yasho Vardhan Bansal	Son of Mr. Rajesh Bansal
2. Mrs. Roshan Choudhary	Wife of Mr. Sanjay Choudhary
<b>v. Entities where one Key Management Personnel have significant influence</b>	
1. Dev Infracity Private Limited	2. Raj Infracity Private Limited
<b>vi. Entities wherein the Company's Promoters have significant influence:</b>	
1. Add-Albatross Properties Private Limited	25. Oriental Sales Agencies (India) Private Limited
2. AMRI Hospitals Limited	26. Paradise Agriculture Private Limited
3. Aviro Vyapaar Private Limited	27. Prime Constructions Private Limited
4. Bhanu Vyapaar Private Limited	28. Sanjeevani Vyapaar LLP
5. Creative Cultivation Private Limited	29. Sneha Skyhigh Private Limited
6. Diwakar Viniyog Private Limited	30. Suntrack Commerce Private Limited
7. Emami Agrotech Limited	31. Sneha Abasan Private Limited
8. Emami Beverages Limited	32. Sneha Enclave Private Limited
9. Emami Buildcon Private Limited	33. Sneha Gardens Private Limited
10. Emami Capital Markets Limited	34. Sneha Niketan Private Limited
11. Emami Constructions Private Limited	35. South City Projects (Kolkata) Limited
12. Emami Estates Private Limited	36. Anamika Kala Sangam Trust
13. Emami Frankross Limited	37. Auto Hitech Private Limited
14. Emami Home Private Limited	38. Begonia Textiles Private Limited
15. Emami Limited	39. Camellias Merchants Private Limited
16. Emami Paper Mills Limited	40. Eveningstar Trades Private Limited
17. Emami Projects Private Limited	41. Eveningstar Vinimay Private Limited
18. Emami Nirman Private Limited	42. Fiddle Engineering Private Limited
19. Emami Vriddhi Commercial Private Limited	43. Genil Commosale Private Limited
20. Fastgrow Crops Private Limited	44. Polpit Vincom Private Limited
21. Jhansi Properties Private Limited	45. Sureshine Vinimay Private Limited
22. Magnificent Vyapaar LLP	46. Swans Home Private Limited
23. Midkot Trades Private Limited	47. Touchwin Tradecom Private Limited
24. New Way Constructions Limited	

## Notes to Consolidated Financial Statements

### 40. Related Party Transactions (Contd.)

vi) Transactions during the year with related parties:

Nature of Transactions	Associates		Limited Liability Partnerships		Key Management Personnel and Other Directors		Relatives of Key Managerial Personnel		Entities over which One Key Management Personnel have significant influence		Entities wherein the Company's promoters have significant influence		Total	
	31/03/18	31/03/17	31/03/18	31/03/17	31/03/18	31/03/17	31/03/18	31/03/17	31/03/18	31/03/17	31/03/18	31/03/17	31/03/18	31/03/17
	(₹ in Lakhs)													
Loans Taken	-	9,995.00	-	-	-	-	-	-	-	-	67,662.69	34,088.00	67,662.69	44,083.00
Loans Repaid	-	9,088.09	-	-	-	-	-	-	-	-	67,999.29	16,681.40	67,999.29	25,769.49
Interest Paid	-	13.73	-	-	-	-	-	-	-	-	2,497.53	361.45	2,497.53	375.18
Loan Given	1,600.00	1,224.00	3,882.75	6,779.44	-	-	-	-	-	-	13,041.69	13,937.86	18,524.44	21,941.30
Realisation of Loan Given	1,945.32	650.81	111.22	128.27	-	-	-	-	-	-	7,804.37	19,002.66	9,860.91	19,781.74
Interest Received	404.68	412.85	154.68	130.91	-	-	-	-	-	5.43	3,018.81	3,498.49	3,578.17	4,047.68
Advances Received	-	-	-	-	-	-	-	-	300.00	-	-	-	300.00	-
Repayment of Advances Received	-	-	-	-	-	-	-	-	300.00	-	-	-	300.00	-
Advances Given	-	-	-	-	-	-	-	-	-	229.05	-	308.76	-	537.81
Realisation of Advances Given	-	18.79	-	-	-	-	-	-	-	-	-	0.03	-	18.82
Security Deposit	-	-	-	-	-	-	-	-	-	2,550.00	-	2,550.72	-	5,100.72
Reimbursements	-	167.50	39.18	113.75	-	-	-	-	104.95	88.55	294.06	305.27	438.19	675.07
Sale of Investments	-	-	-	-	-	-	-	-	-	-	425.00	12.00	425.00	12.00
Service Charges Received	-	207.00	-	-	-	-	-	-	-	-	5.87	3.39	5.87	210.39
Dividend Received	-	-	-	-	-	-	-	-	-	-	116.40	14.00	116.40	14.00
Reversal of Share of Loss in LLP in Previous Year	-	-	-	334.02	-	-	-	-	-	-	-	-	-	334.02
Rent	-	-	-	-	-	-	-	-	-	-	42.70	38.79	42.70	38.79
Repair & Maintenance	-	-	-	-	-	-	-	-	-	-	24.78	47.08	24.78	47.08
Electricity Charges	-	-	-	-	-	-	-	-	-	-	0.44	0.35	0.44	0.35
Royalty	-	-	-	-	-	-	-	-	-	-	11.80	15.38	11.80	15.38
Professional Fees	-	-	-	-	-	-	-	21.64	-	-	-	-	-	21.64
Commission Paid	-	-	-	-	-	-	-	-	0.66	1.29	347.90	316.85	348.56	318.14
Commission Received	-	-	-	-	-	-	-	-	-	-	1.36	-	1.36	-
Purchase of Trade Goods	-	-	-	-	-	-	-	-	-	-	26.30	-	26.30	-
Share of Loss in LLP	-	-	8.22	23.09	-	-	-	-	-	-	-	-	8.22	23.09
Remunerations* -Short-term employee benefits	-	-	-	-	312.75	459.19	10.64	2.58	-	-	-	-	323.39	461.77
Sitting Fees	-	-	-	-	9.18	4.66	-	-	-	-	-	-	9.18	4.66
General Expenses	-	-	-	-	-	-	-	-	-	-	-	0.13	-	0.13
Staff Welfare	-	-	-	-	-	-	-	-	-	-	-	0.01	-	0.01
Purchase of AC	-	-	-	-	-	-	-	-	-	-	-	-	-	-

## Notes to Consolidated Financial Statements

### 40. Related Party Transactions (Contd.)

vi) Transactions during the year with related parties:

Nature of Transactions	Associates		Limited Liability Partnerships	Key Management Personnel and Other Directors	Relatives of Key Managerial Personnel	Entities over which One Key Management Personnel have significant influence	Entities wherein the Company's promoters have significant influence		Total
	31/03/18	31/03/17					31/03/18	31/03/17	
Redemption of Debentures	-	-	-	-	-	-	250.00	-	250.00
Motor Car Expenses	-	-	-	-	-	-	0.31	0.91	0.91
Corporate Guarantee taken	-	-	-	-	-	3,509.00	58,859.23	1,21,374.00	62,368.23
<b>Balance as on 31st March, 2018</b>									
Loans Given	2,995.98	3,341.29	31,664.18	27,892.66	-	-	26,066.91	19,420.26	60,727.07
Interest Receivable	229.46	404.68	12,107.41	7,106.07	-	-	3,722.22	4,146.64	16,059.10
Loans Taken	-	906.91	-	-	-	-	17,070.00	17,406.60	17,070.00
Interest Payable	-	123.59	-	-	-	-	3,690.56	1,283.87	3,690.56
Advances Given	-	-	-	-	-	573.46	246.87	375.90	820.33
Advances Taken	12.50	12.50	-	-	-	-	-	704.58	12.50
Fluctuating Capital Account with a LLP (Credit Balance)	-	-	46.41	38.19	-	-	-	-	46.41
Security Deposit	-	-	-	-	-	2,550.00	2,550.00	12,575.45	14,875.45
Investments	76.00	6,088.91	0.41	0.41	-	-	10,648.45	700.00	10,724.86
Inventories	2,448.00	2,448.00	-	-	-	-	-	-	2,448.00
Payable	-	-	-	-	-	0.82	342.88	298.32	343.70
Corporate Guarantee given	-	-	-	3,290.00	-	-	-	-	-
Corporate Guarantee taken <sup>^</sup>	-	-	-	-	-	10,847.00	7,338.00	1,52,450.00	1,79,519.00
	-	-	-	-	-	-	-	-	3,290.00
	-	-	-	-	-	-	-	-	1,59,788.00

\*Post-employment benefits are actuarially determined on overall basis and hence not separately provided.

<sup>^</sup>Corporate Guarantee includes Full Value of Multiple Guarantees taken against Loans from Banks & Financial Institutions.



## Notes to Consolidated Financial Statements

### 41. Details of terms of repayment and nature of securities provided in respect of secured borrowings (non-current) are as under:

(A) Term Loans from Banks		(₹ in Lakhs)				
Bank	Nature of Security	Repayment terms	Interest Rate		As at	
			31st March, 2018	31st March, 2017	31st March, 2017	1st April, 2016
a. RBL Bank Limited	First charge on immovable property owned by the Company and four related parties at Khailar, Uttar Pradesh, under the name of Project "Emami Nature", as well as hypothecation over the inventory and receivables thereof. Further, the loan is secured by the corporate guarantee of related parties including the land owning companies and Fixed deposits of ₹300 Lakhs kept in lien with Bank.	Term Loan of ₹8,500 Lakhs is repayable in 12 structured quarterly installments commencing from December, 2017, out of this, 4 installments of ₹212.50 Lakhs each, 2 installments of ₹425 Lakhs each, 2 installments of ₹850 Lakhs each and 4 installments of ₹1,275 Lakhs each.	10.05%	6,974.85	7,298.56	-
b. RBL Bank Limited	Subservient charge by way of hypothecation over receivables of Company's Project "Emami City" and "Emami Tejomaya" coupled with corporate guarantee and pledge of equity shares held by two related parties	Term Loan of ₹16,500 Lakhs is repayable in 10 structured quarterly installments commencing from December, 2017, out of this, 5 installments of ₹825 Lakhs each, 1 installment of ₹1,650 Lakhs each, 3 installments of ₹2,475 Lakhs each and 1 installment of ₹3,300 Lakhs each.	9.75%	15,476.56	16,361.18	-
c. RBL Bank Limited	First charge on immovable property owned by Sneha Ashiana Private Limited (wholly-owned subsidiary) at Coimbatore, Tamil Nadu, under the name of Project "Emami Aerocity" as well as hypothecation over its inventory and receivables thereof. Further, the loan is secured by the Corporate Guarantee of a related party and the land owning company.	Term Loan of ₹4,000 Lakhs is repayable in 4 quarterly installments of ₹1,000 Lakhs each commencing from July, 2017	9.85%	999.12	3,951.87	-
d. ICICI Bank Limited	First charge on immovable property owned by Add-Albatross Properties Private Limited at 34 Egattur Village, Chengalpet Taluk, Tamil Nadu under the name of Project "Emami Tejomaya" and its receivables thereof. Further, the loan is secured by the corporate guarantee of Add Albatross Properties Private Limited and Oriental Sales Agencies (India) Private Limited and Fixed deposits of ₹275 Lakhs kept in lien with Bank.	Term Loan of ₹12,500 Lakhs is repayable in 30 monthly installments of ₹333 Lakhs each commencing from April, 2017; ₹15,000 Lakhs is repayable in 30 monthly installments of ₹500 Lakhs each commencing from April, 2020	10.25%	10,258.26	8,806.87	6,867.81
e. ICICI Bank Limited	First charge on immovable property owned by Oriental Sales Agencies (India) Private Limited at 2 Jessore Road, Kolkata - 700028 under the name of Project "Emami City" and its receivables thereof as well as additional security of a land parcel owned by a related party together with the corporate guarantee by the said related party to the extent of the value of above mortgaged land. Further, the loan is secured by the corporate guarantee of Oriental Sales Agencies (India) Private Limited as well as Fixed deposits of ₹580 Lakhs kept in lien with Bank.	Term Loan of ₹12,500 Lakhs is repayable in 24 monthly installments of ₹520 Lakhs each commenced from March, 2016; ₹9,000 Lakhs is repayable in 24 monthly installments of ₹375 Lakhs each commencing from April, 2018; ₹10,000 Lakhs is repayable in 24 monthly installments of ₹417 Lakhs each commencing from April, 2018.	10.25%	17,720.31	19,250.42	20,663.34

## Notes to Consolidated Financial Statements

### 41. Details of terms of repayment and nature of securities provided in respect of secured borrowings (non-current) are as under: (Contd.)

(A) Term Loans from Banks		(₹ in Lakhs)				
Bank	Nature of Security	Repayment terms	Interest Rate	As at		
				31st March, 2018		
				31st March, 2017		
				1st April, 2016		
f. RBL Bank Limited	First charge on immovable property owned by the Company and four related parties at Khailar, Uttar Pradesh, under the name of Project "Emami Nature", as well as hypothecation over the inventory and receivables thereof. Further, the loan is secured by the corporate guarantee of related parties including land owning companies and Fixed deposits of ₹300 Lakhs kept in lien with Bank.	Refunded in May, 2016	10.65%	-	-	4,473.50
				51,429.10	55,668.89	32,004.65
	Less: Current Maturities of Long Term Debt disclosed under Other Financial Liabilities (Refer Note No. 23)			18,385.00	15,819.00	6,240.00
	<b>Total</b>			<b>33,044.10</b>	<b>39,849.89</b>	<b>25,764.65</b>

(B) Term Loans from Non Banking Financial Companies		(₹ in Lakhs)				
Financial Institutions	Nature of Security	Repayment terms	Interest Rate	As at		
				31st March, 2018		
				31st March, 2017		
				1st April, 2016		
i. L&T FinCorp Limited	Equitable Mortgage of Land at Jhansi owned by the Company alongwith certain related parties coupled with Corporate Guarantee of a related party.	Repaid in August, 2017	10.35%	-	-	3,972.35
	Equitable Mortgage of Land at Jhansi owned by the Company alongwith certain related parties coupled with Personal Guarantee of a related party.	Repaid in August, 2017	11.90%	-	2,996.01	4,978.21
		Repaid in August, 2017	11.90%	-	1,997.34	3,318.81
Axis Finance Limited	First charge by way of mortgage of Land at Indore and Bhubaneswar, owned by the Company and related parties coupled with Corporate Guarantee of the land owning companies and a related party.	₹9,709 Lakhs is repayable in 12 equal quarterly installments of ₹809.08 Lakhs commencing from March, 2018.	9.35%	8,577.27	5,879.63	-
Housing Development Finance Corporation Limited	First charge by way of mortgage of owned land at Buda, Jhansi, Uttar Pradesh along with First Charge of further land at Buda, Jhansi, Uttar Pradesh owned by related parties coupled with Corporate Guarantee of a related party.	₹20,000 Lakhs is repayable in 8 equal quarterly installments of ₹2,500 Lakhs each, commencing from July, 2018.	10.36%	19,813.95	-	-
	Less: Current Maturities of Long Term Debt disclosed under Other Financial Liabilities (Refer Note No. 23)			28,391.22	14,845.33	8,297.03
				10,736.33	5,133.33	3,333.33
	<b>Total</b>			<b>17,654.89</b>	<b>9,712.00</b>	<b>4,963.69</b>

## Notes to Consolidated Financial Statements

### 42. Details of terms of repayment and nature of securities provided in respect of unsecured borrowings (non-current) are as under:

(A) Redeemable Non-Convertible Debentures		(₹ in Lakhs)					
Non-Convertible Debentures	Nature of Security	Repayment terms	Interest Rate	As at			
				31st March, 2018	31st March, 2017	1st April, 2016	
i. 1,150 Non-Convertible Debentures of ₹10,00,000/- each	Pledge of equity shares coupled with corporate guarantee of a related party.	Principal amount plus Redemption Premium such that the yield to maturity is @ 10.25% p.a. payable on redemption i.e. July, 2018 for Series A Debentures (900 Debentures) and June, 2018 for Series B Debentures (250 Debentures).	Zero	11,500.00	11,500.00	-	
ii. 1,000 Non-Convertible Debentures of ₹10,00,000/- each	Pledge of equity shares coupled with corporate guarantee of a related party.	Redemption premium at an internal rate of return of 8.60%. Bullet repayment on January 18, 2021 subject to the redemption premium reset on July 18, 2019	Zero	9,990.65	-	-	
iii. 1,500 Non-Convertible Debentures of ₹10,00,000/- each	Pledge of equity shares coupled with corporate guarantee of a related party.	Redemption premium at an internal rate of return of 9.05%. Bullet repayment on March 25, 2021 subject to the redemption premium reset on March 11, 2020	Zero	15,000.00	-	-	
iv. 1,000 Non-Convertible Debentures of ₹10,00,000/- each	Pledge of equity shares coupled with corporate guarantee of a related party.	Redeemed in March, 2018	Zero	-	10,000.00	10,000.00	
v. 100 Non-Convertible Debentures of ₹1,00,00,000/- each	First pari-passu charge by mortgage of Project Land at Mulund, Mumbai owned by Lohitka Properties LLP along with fixed and current assets thereof and First pari-passu charge on Interest Service Reserve Account represented by Fixed deposits of ₹344,00/- Lakhs kept in lien. Further, the loan is secured by Personal Guarantee of a related party.	Redeemed in December, 2017	13.65%	-	9,972.66	9,956.69	
vi. 100 Non-Convertible Debentures of ₹1,00,00,000/- each	Pledge of equity shares coupled with corporate guarantee of a related party.	Redeemed in July, 2017	Zero	-	10,000.00	10,000.00	
vii. 1,000 Non-Convertible Debentures of ₹10,00,000/- each	Pledge of equity shares coupled with corporate guarantee of a related party.	Redeemed in September, 2016	Zero	-	-	9,978.80	
Less: Current Maturities of Long Term Debt disclosed under Other Financial Liabilities (Refer Note No. 23)				<b>Total</b>	<b>36,490.65</b>	<b>41,472.66</b>	<b>39,935.49</b>
					11,500.00	13,000.00	10,000.00
				<b>Total</b>	<b>24,990.65</b>	<b>28,472.66</b>	<b>29,935.49</b>

## Notes to Consolidated Financial Statements

### 42. Details of terms of repayment and nature of securities provided in respect of unsecured borrowings (non-current) are as under: (Contd.)

(B) Term Loans from Non Banking Financial Companies		(₹ in Lakhs)			
Financial Institutions	Nature of Security	Repayment terms	Interest Rate	As at	
				31st March, 2017	
				31st March, 2018	
				1st April, 2016	
i. Kotak Mahindra Prime Limited	Pari-passu charge by mortgage of Project Land at Mulund, Mumbai owned by Lohitka Properties LLP and charge on Interest Service Reserve Account represented by Fixed deposits of ₹257.25 Lakhs kept in lien. Further, the loan is inter alia secured by Corporate Guarantee of a related party and pari-passu charge by way of hypothecation on all receivables and cash flows due from LLP	₹4800 Lakhs is repayable in 36 monthly installments of ₹133.33 Lakhs each, commencing from February, 2020.	10.50%	4,693.17	-
	Pledge of equity shares coupled with corporate guarantee of a related party.	Repayable in March, 2022	8.75%	2,492.13	2,500.00
	Pledge of equity shares coupled with corporate guarantee of a related party.	₹3,000 Lakhs is repayable in 2 tranches of ₹1,500 Lakhs each, in August, 2018 and August, 2019.	9.50%	2,990.56	2,975.24
ii. Kotak Mahindra Investments Limited	Corporate Guarantee of a related party	₹1,000 Lakhs is repayable in 2 tranches of ₹500 Lakhs each, in August, 2018 and August, 2019.	9.50%	993.35	986.11
iii. Axis Finance Limited	First charge by way of mortgage of Land at Buda, Uttar Pradesh owned by a related party coupled with Corporate Guarantee of the land owning company and a related party	Bullet repayment at the end of 2 years from the date of disbursement i.e. 25th September, 2017	9.85%	2,933.05	-
iv. Housing Development Finance Corporation Limited	First charge by way of mortgage of land at Buda, Jhansi, Uttar Pradesh owned by five related parties coupled with Corporate Guarantee of a related party for ₹10,000 lakhs	₹10,000 Lakhs is repayable in 8 equal quarterly installments of ₹1,250 Lakhs each, commencing from March, 2018.	10.70%	8,676.56	9,828.06
v. Clix Capital Services Private Limited	Pari-passu charge by mortgage of Project Land at Mulund, Mumbai owned by Lohitka Properties LLP and charge on Interest Service Reserve Account represented by Fixed deposits of ₹257.25 Lakhs kept in lien. Further, the loan is inter alia secured by Corporate Guarantee of a related party and pari-passu charge by way of hypothecation on all receivables and cash flows due from LLP	₹5000 Lakhs is repayable in 36 monthly installments of ₹138.89 Lakhs each, commencing from February, 2020.	10.50%	4,786.34	-
vi. Kotak Mahindra Prime Limited	Pledge of equity shares coupled with corporate guarantee of a related party.	₹1,650 Lakhs is repayable in 2 tranches of ₹825 Lakhs each, in August, 2018 and August, 2019.	10.10%	1,644.51	1,650.00
vii. Kotak Mahindra Investments Limited	Pledge of equity shares coupled with corporate guarantee of a related party.	₹550 Lakhs is repayable in 2 tranches of ₹275 Lakhs each, in August, 2018 and August, 2019.	10.10%	546.34	549.98
viii. Kotak Mahindra Prime Limited	Pledge of equity shares by a related party	Repaid in May, 2016	10.75%	-	7,300.00
ix. Tata Capital Finance Services Limited	Pledge of equity shares by a related party	Repaid in July, 2016	10.25%	-	5,000.00
	Repaid in September, 2016		10.25%	-	3,999.58
	Less: Current Maturities of Long Term Debt disclosed under Other Financial Liabilities (Refer Note No. 23)			29,756.02	18,489.38
				8,100.00	1,250.00
				21,656.02	17,239.38
			<b>Total</b>		<b>7,299.58</b>

## Notes to Consolidated Financial Statements

### 43. Details of terms of repayment and securities provided in respect of unsecured borrowings (current) are as under:

(A) Redeemable Non-Convertible Debentures		(₹ in Lakhs)		
Non-Convertible Debentures	Nature of Security	Repayment terms	Interest Rate	
			31st March, 2018	As at 31st March, 2017
i. 1,000 Non-Convertible Debentures of ₹10,00,000/- each	Pledge of equity shares coupled with corporate guarantee of a related party.	Redeemed in July, 2016	-	- 10,000.00
20 Non-Convertible Debentures of ₹10,00,000/- each	Pledge of equity shares coupled with corporate guarantee of a related party	Redeemed in September, 2016	-	- 2,000.00
<b>Total</b>			<b>-</b>	<b>- 12,000</b>
(B) Term Loans from Non Banking Financial Companies		(₹ in Lakhs)		
Financial Institutions	Nature of Security	Repayment terms	Interest Rate	
			31st March, 2018	As at 31st March, 2017
i. Aditya Birla Finance Limited	Pledge of equity shares coupled with corporate guarantee by a related party	₹4,500 Lakhs is repayable in 2 tranches of ₹2,250 Lakhs each, in November, 2018 and December, 2018.	4,500.00	-
ii. Bajaj Finance Limited	Pledge of equity shares coupled with corporate guarantee by a related party	Bullet repayment at the end of 12th month from the date of disbursement i.e. 3rd November, 2017	5,000.00	-
iii. Bajaj Finance Limited	Pledge of equity shares coupled with corporate guarantee by a related party	Repaid in June, 2016	-	1,999.55
iv. STCI Finance Limited	Pledge of equity shares coupled with corporate guarantee by a related party	Repaid in August, 2016	-	4,000.00
v. Axis Finance Limited	Mortgage over Jhansi Land owned by certain related parties.	Repaid in September, 2016	-	4,000.00
<b>Total</b>			<b>9,500.00</b>	<b>- 9,999.55</b>

## Notes to Consolidated Financial Statements

### 44. Amalgamation of Zandu Realty Limited with Emami Infrastructure Limited

- a) Pursuant to the Scheme of Arrangement for Amalgamation (hereinafter called “the Scheme”) under Section 230 to 232 of the Companies Act, 2013 sanctioned by the Hon’ble National Company Law Tribunal, Kolkata Bench (“NCLT”), vide its Order dated 4th May, 2018, Zandu Realty Limited (“ZRL”) engaged in the business of real estate, have been amalgamated with the Company with effect from 1st April, 2017 (the “Appointed Date”) and pursuant thereto, the entire business and all assets and liabilities of ZRL has been transferred to and vested in the Company on a going concern basis. The Scheme became effective on 11th May, 2018 (the “Effective Date”), upon filing of the Order of NCLT with the Registrar of Companies, West Bengal. Consequent to such filing, the Scheme has been given effect to in these financial statements.
- b) As this is a common control transaction, the amalgamation has been accounted using the ‘pooling of interest’ method and figures for the previous period have been recast as if the amalgamation had occurred from the beginning of the preceding period in accordance with the requirements of Appendix C of Ind AS 103 on Business Combinations, specified under Section 133 of the Companies Act, 2013, read with Rule 7 of the Companies (Accounts) Rules, 2014. Accordingly, the assets, liabilities and reserves of the erstwhile ZRL as on the Appointed Date have been merged with the Company at their carrying values with identity of the reserves being maintained same as in the books of the transferor company.
- c) Pursuant to the Scheme coming into effect :
- 2,86,329 equity shares of ₹100/- each held by the Company in ZRL stand cancelled;
  - 36,40,497 equity shares of the Company will be issued to the public shareholders of ZRL, in the ratio of 7 equity shares of ₹2/- each of the Company for every 1 equity share of ₹100/- each held by such shareholder in ZRL;

The net impact of the amalgamation on assets, liabilities and reserves as on the Appointed Date is given below:

Particulars	(₹ in Lakhs) April 01, 2017
Current Assets other than Cash & cash equivalents	2,689.48
Cash & cash equivalents	6.42
Non-Current assets	18,236.96
<b>Total Assets</b>	<b>20,932.86</b>
Current Liabilities	1,178.90
Non-Current Liabilities	5.32
<b>Total Liabilities</b>	<b>1,184.22</b>
<b>Net Assets</b>	<b>19,748.64</b>
Less: Cancellation as stated above	286.33
Less: Capital Issued as consideration	72.81
Less: Other Equity	18,942.24
<b>Capital Reserve</b>	<b>447.26</b>

Note: In accordance with the Scheme, the difference of ₹5,726.58 Lakhs between the carrying value of investment in ZRL in the books of the Company and the aggregate face value of shares of ZRL has been adjusted under the retained earnings shown under other equity.

## Notes to Consolidated Financial Statements

### 45. Capital Management

The Company's objective when managing capital (defined as net debt and equity) is to safeguard the Company's ability to continue as a going concern in order to provide returns to the shareholders and benefit for other stakeholders, while protecting and strengthening the Balance Sheet through the appropriate balance of debt and equity funding. The Company manages its capital structure and makes adjustments to it, in light of changes to economic conditions and strategic objectives of the Company.

The Company monitors capital using a gearing ratio, which is net debt divided by total equity plus net debt as below:

	(₹ in Lakhs)		
Particulars	31st March, 2018	31st March, 2017	1st April, 2016
Borrowings ( Non-Current and current including current maturities of non-current borrowings)	2,05,910.36	1,62,548.84	1,25,479.28
Trade Payables	1,138.44	1,886.12	2,257.60
Other Financial Liabilities	2,685.95	2,641.31	759.62
Less: Cash and Cash equivalents (including other bank balances)	1,146.11	1,333.20	1,408.19
<b>Net Debt (A)</b>	<b>2,08,588.64</b>	<b>1,65,743.07</b>	<b>1,27,088.31</b>
Equity Share Capital	558.78	485.97	485.97
Other Equity	13,844.50	2,163.50	909.28
<b>Equity (B)</b>	<b>14,403.28</b>	<b>2,649.47</b>	<b>1,395.25</b>
<b>Equity plus Net Debt (C=A+B)</b>	<b>2,22,991.92</b>	<b>1,68,392.54</b>	<b>1,28,483.56</b>
<b>Gearing Ratio (D=A/C)</b>	<b>93.54%</b>	<b>98.43%</b>	<b>98.91%</b>

### 46. Information regarding Investment Property

	(₹ in Lakhs)	
Particulars	2017-18	2016-17
Fair Value of opening balance of Investment property	4,575.44	4,073.31
Fair Value of closing balance of Investment property	5,729.73	4,575.44

### 47. Investment in Limited Liability Partnerships

Name	Profit Sharing Ratio		Total Capital (₹ in Lakhs)	
	2017-18	2016-17	2017-18	2016-17
i. Lohitka Properties LLP	10%	10%	0.40	0.40
ii. Supervalve Nirman LLP	1%	1%	0.10	0.10

### 48 (i) Current Non-Trade Investments purchased and sold during the year

Particulars	2017-18		2016-17	
	Purchased	Sold	Purchased	Sold
	Nos. of Units.	Nos. of Units.	Nos. of Units.	Nos. of Units.
Birla Sun Life Cash Plus - Growth Direct Plan	-	-	3,27,777.236	3,27,777.236
Kotak Floater Short Term - Direct Plan - Growth	21,955.031	21,955.031	10,17,833.061	10,17,833.061

### (ii) Current Non-Trade Investments purchased and sold during the year

	(₹ in Lakhs)	
Particulars	2017-18	2016-17
Painting		
Opening Balance	389.66	419.66
Add: Purchase	-	-
Less: Sale	4.04	30.00
Less: Transferred to Fixed Assets	-	-
<b>Closing Balance</b>	<b>385.62</b>	<b>389.66</b>

## Notes to Consolidated Financial Statements

### 49. Expenditure in Foreign Currency (On Payment Basis)

(₹ in Lakhs)

Particulars	2017-18	2016-17
Employee Training Expenses	28.51	33.86
Others	27.91	-
<b>Total</b>	<b>56.42</b>	<b>33.86</b>

### 50. Additional information pursuant to Schedule III to the Companies Act, 2013

(₹ in Lakhs)

Name of the Entity	Net Assets, i.e., total assets minus total liabilities		Share in profit or loss		Share in Other Comprehensive Income (OCI)		Share in Total Comprehensive Income (TCI)	
	As % of consolidated net assets	Amount (₹ in Lakhs)	As % of consolidated profit or loss	Amount (₹ in Lakhs)	As % of consolidated OCI	Amount (₹ in Lakhs)	As % of TCI	Amount (₹ in Lakhs)
Emami Infrastructure Limited	110.46%	15,918.71	104.85%	378.85	100.00%	6.38	104.77%	385.23
<b>Subsidiaries (Indian):</b>								
Sneha Ashiana Private Limited	-0.16%	(22.97)	-0.11%	(0.38)	0.00%	-	-0.10%	(0.38)
New Age Realty Private Limited	-8.07%	(1,162.57)	-0.06%	(0.21)	0.00%	-	-0.06%	(0.21)
Delta PV Private Limited	0.12%	17.42	-0.03%	(0.13)	0.00%	-	-0.03%	(0.13)
Non Controlling Interest	0.05%	7.85	0.02%	0.06	0.00%	-	0.02%	0.06
<b>Associates (Indian):</b>								
Roseview Developers Private Limited	0.00%	(0.50)	0.00%	-	0.00%	-	0.00%	-
Prajay Urban Private Limited	0.00%	(0.50)	0.00%	-	0.00%	-	0.00%	-
Bengal Emami Housing Limited	-0.01%	(1.01)	0.24%	0.88	0.00%	-	0.24%	0.88
Swanhousing & Infra Private Limited	0.02%	2.64	0.11%	0.39	0.00%	-	0.11%	0.39
Inter-company Elimination & Consolidation Adjustment	-2.41%	(347.94)	-5.02%	(18.13)	0.00%	-	-4.93%	(18.13)
<b>Total</b>	<b>100.00%</b>	<b>14,411.13</b>	<b>100.00%</b>	<b>361.33</b>	<b>100.00%</b>	<b>6.38</b>	<b>100.00%</b>	<b>367.71</b>

### 51. Contingent Liabilities & Commitments

#### i. Contingent Liabilities

(₹ in Lakhs)

Particulars	As at 31st March, 2018	As at 31st March, 2017	As at 1st April, 2016
<b>a) Claims against the Company not acknowledged as debt (Net of Advance)</b>			
i. Income Tax	-	187.29	187.29
<b>b) Guarantee and counter guarantee given</b>			
Corporate Guarantee	-	3,290.00	4,700.00
Bank Guarantee	48.51	5.00	38.20

#### ii. Commitments

(₹ in Lakhs)

Particulars	As at 31st March, 2018	As at 31st March, 2017	As at 1st April, 2016
Major Contract Commitment outstanding for land purchase	410.00	410.00	-



## Notes to Consolidated Financial Statements

52. The Company has entered into Joint Development Agreements for development of Projects at Bhubaneswar, Chennai, Coimbatore and Kolkata.

53. The Company has initiated criminal proceedings against M/s Karthikeya Ancillaries Private Limited (the landlord) & its directors with whom the Company has entered into Area Assignment Agreement for purchase of 28,750 sqft area in the proposed Shopping Mall at Coimbatore. The book value of total Investment in the project as on 31/03/2018 is ₹962.43 Lakhs (P.Y. ₹962.43 Lakhs). The said landlord has served Termination Notice and legal proceedings led to an appointment of Justice P K Balasubramanyan, Retired Judge of Supreme Court of India, as a sole arbitrator pursuant to the order of Hon'ble Madras High Court, who has passed an award on 1st June 2017. While inter alia confirming the possession of the subject land to the company, he has not allowed interest on monies paid to the landlord from the beginning. The Company has preferred an application u/s 34 of the Arbitration and Reconciliation Act 1996 for setting aside the award before the District Court, Coimbatore. The matter has been admitted and accordingly, the results of the proceedings are expected to be in its favour. The landlord has not been able to pay as per the award passed by the said arbitrator.

### 54. Segment Reporting

#### A. General Information

##### Factors used to identify the entity's reportable segments, including the basis of organisation

For management purposes, the Company has only one reportable segment, namely development of Real Estate property. The Board of Directors of the Company act as the Chief Operating Decision Maker ("CODM"). The CODM evaluates the Company's performance and allocates resources based on an analysis of various performance indicators by operating segments.

#### B. Information about Geographical Areas

The Company has only one geographical segment, namely within India.

55. There were no dues outstanding for more than 45 days to any Micro, Small and Medium Enterprises suppliers. The below information regarding Micro, Small and Medium Enterprise has been determined to the extent such communication has been received from the respective parties by the Company. This has been relied upon by the Auditors.

Particulars	(₹ in Lakhs)		
	31st March, 2018	31st March, 2017	1st April, 2016
i) the Principal amount and the interest due thereon remaining unpaid to any supplier as at the end of each accounting year	NIL	NIL	NIL
ii) the amount of interest paid by the buyer in terms of Section 16 along with amount of the payment made to the supplier beyond the appointed day during the each accounting year	NIL	NIL	NIL
iii) the amount of interest due and payable for the period of delay in making payment (which have been paid but beyond appointed day during the year) but without adding the interest specified under MSMED Act, 2006	NIL	NIL	NIL
iv) the amount of interest accrued and remaining unpaid at the end of each accounting year and	NIL	NIL	NIL
v) the amount of further interest remaining due and payable in the succeeding year until such date when the interest dues as above are actually paid to the small enterprises for the purpose of disallowance as a deductible expenditure under section 23	NIL	NIL	NIL

### 56. Corporate Social Responsibility

a) Gross amount required to be spent by the Company during the year ₹7.07 Lakhs (PY ₹ NIL).

b) Amount spent during the year

Particulars	(₹ in Lakhs)		
	In Cash	Yet to be paid in Cash	Total
(i) Construction / acquisition of any asset	-	-	-
(ii) On purpose other than (i) above	295.00	-	295.00

## Notes to Consolidated Financial Statements

### 57. First Time Adoption of Ind AS

These consolidated financial statements, for the year ended 31st March, 2018 are the first consolidated financial statements the Group has prepared in accordance with Ind AS.

The Group's opening Ind AS balance sheet was prepared as at April 1, 2016, the Group's date of transition to Ind AS. In preparing the opening balance sheet, the Group has applied the mandatory exceptions and certain optional exemptions from full retrospective application of Ind AS in accordance with the guidance in Ind AS 101 'First Time Adoption of Indian Accounting Standards'

This note explains the principal adjustments made by the Group in restating its Indian GAAP (IGAAP) financial statements to Ind AS, in the opening balance sheet as at April 1, 2016 and in the financial statements as at and for the year ended March 31, 2017

Reconciliation of Net Worth reported under IGAAP to Ind AS		(₹ in Lakhs)
Particulars	As at March 31, 2017	As at April 1, 2016
Net worth as per Indian GAAP	2,783.41	1,440.19
<b>Adjustments on account of application of Ind AS</b>		
Impact of fair valuation of Preference Share and effective interest cost on non-convertible debentures	(71.34)	(123.74)
Realignment of Inventories	(68.49)	43.90
Deferred Tax on Ind AS adjustment	13.80	42.82
<b>Net worth as per Ind AS</b>	<b>2,657.38</b>	<b>1,403.17</b>

Reconciliation of Net Profit reported under IGAAP to Ind AS		(₹ in Lakhs)
Particulars	For the Year Ended March 31, 2017	
Profit after Tax as per Indian GAAP	1,343.22	
<b>Adjustments on account of application of Ind AS</b>		
Impact of fair valuation of Preference Share and effective interest cost on non-convertible debentures	52.40	
Realignment of Inventories	(112.40)	
Deferred Tax on Ind AS adjustment	(29.02)	
<b>Total Comprehensive Income as per Ind AS</b>	<b>1,254.20</b>	

58. Previous year's figures have been rearranged or regrouped wherever necessary.

As per our report of even date

For S. K. Agrawal & Co.  
Chartered Accountants  
Firm Registration No. 306033E

J. K. Choudhury  
Partner  
M. No. 009367

Place: Kolkata  
Date: 30th May, 2018

For and on behalf of the Board of Directors

Abhijit Datta  
Chairman  
DIN: 00790029

Karabi Sengupta  
Director  
DIN: 02534951

Hari Mohan Marda  
Director  
DIN: 00855466

Basant Kumar Parakh  
Director  
DIN: 00103176

Ram Gobind Ganeriwala  
Director  
DIN: 00863042

Girja Kumar Choudhary  
Whole-time Director & CFO  
DIN: 00821762

Payel Jain  
Company Secretary  
ACS 22418

# Form AOC-I

(Pursuant to first proviso to sub-section (3) of section 129 read with Rule 5 of Companies (Accounts) Rules, 2014)

## STATEMENT CONTAINING SALIENT FEATURES OF THE FINANCIAL STATEMENTS OF SUBSIDIARIES & ASSOCIATES

### Part "A": Subsidiaries

(₹ in Lakhs, except percentage of shareholding)

Sl. No.	1	2	3
Name of subsidiary	Sneha Ashiana Private Limited	Delta PV Private Limited	New Age Realty Private Limited
Date since when the subsidiary was acquired	20.07.2007	02.09.2008	05.06.2007
Reporting Date	31.03.2018	31.03.2018	31.03.2018
Reporting Currency	INR	INR	INR
Share capital	5.00	45.00	5.00
Reserves & surplus	(27.97)	(27.58)	(1,167.57)
Total Assets	8,027.50	1,495.37	1,165.71
Total Liabilities	8,050.47	1,477.95	2328.28
Investments	-	-	-
Turnover	-	-	-
Profit/(Loss) before Taxation	(0.38)	(0.13)	(0.21)
Tax Expense	-	-	-
Profit/(Loss) after Taxation	(0.38)	(0.13)	(0.21)
Proposed Dividend	-	-	-
% of Shareholding	100	55	60

#### Notes:

- Names of subsidiaries which are yet to commence operations - NONE
- Names of subsidiaries which have been liquidated or sold during the year- NONE;

### Part "B"

#### STATEMENT PURSUANT TO SECTION 129 (3) OF THE COMPANIES ACT, 2013 RELATED TO ASSOCIATE COMPANIES

(₹ in Lakhs, except percentage of shareholding)

Name of Associates	Roseview Developers Private Limited	Prajay Urban Private Limited	Bengal Emami Housing Limited	Swanhousing & Infra Private Limited
1. Latest audited Balance Sheet Date	31.03.2018	31.03.2018	31.03.2018	31.03.2018
2. Date on which the Associate was associated or acquired	25.01.2007	31.03.2008	27.06.2011	04.02.2016
3. Shares of Associates held by the Company on the year end				
- No.	5,000	5,000	60,000	6,90,000
- Amount of Investment	0.50	0.50	6.00	69.00
- Extent of Holding (%)	50	50	30	33.66
4. Description of how there is significant influence	Based on the percentage of holding over these investees			
5. Reason why the associate/joint venture is not consolidated	N.A.	N.A.	N.A.	N.A.
6. Networth attributable to Shareholding as per latest audited Balance Sheet	(3.01)	(1.45)	2.98	70.77
7. Profit / (Loss) for the year				
i. Considered in Consolidation	(0.08)	(0.22)	0.88	0.39
ii. Not considered in Consolidation	-	-	-	-

#### Notes:

- Names of associates or joint ventures which are yet to commence operations- NONE
- Names of associates or joint ventures which have been liquidated or sold during the year- NONE

For and on behalf of the Board of Directors

**Abhijit Datta**  
Chairman  
DIN: 00790029

**Hari Mohan Marda**  
Director  
DIN: 00855466

**Ram Gobind Ganeriwala**  
Director  
DIN: 00863042

**Karabi Sengupta**  
Director  
DIN: 02534951

**Basant Kumar Parakh**  
Director  
DIN: 00103176

**Girja Kumar Choudhary**  
Whole-time Director & CFO  
DIN: 00821762

**Payel Jain**  
Company Secretary  
ACS 22418

Place: Kolkata  
Date: 30th May, 2018









**emami\* Infrastructure Limited**

**CIN:** L45400WB2008PLC121426

Acropolis, 13th Floor,  
1858/1 Rajdanga Main Road  
Kasba, Kolkata 700 107

**P:** 033 6625 1200

**E:** [infra@emamirealty.com](mailto:infra@emamirealty.com)

**W:** [www.emamirealty.com](http://www.emamirealty.com)