

Disclosure of holding of specified securities

1. Name of Listed Entity: EMAMI INFRASTRUCTURE LTD. (CIN:U45400WB2008PLC121426)

2. Scrip Code : BSE - 533218 , NSE SYMBOL- EMAMIINFRA, CSE-15214

Name of Scrip: Emami Infrastructure Limited, Class of Security: Equity

3. Share Holding Pattern Filed under : Reg. 31(1)(a)/Reg. 31(1)(b)/Reg. 31(1)(c)

a. If under 31 (1)(b) then indicate the report for Quarter ending: 30/09/2016

b. If under 31(1)(c) then indicate date of allotment/extinguishment

4. **Declaration** : The Listed entity is required to submit the following declaration to the extent of submission of information:-

	Particulars	Yes*	No*
1	Whether the Listed Entity has issued any partly paid up shares?		No
2	Whether the Listed Entity has issued any Convertible Securities or Warrants?		No
3	Whether the Listed Entity has any shares against which depository receipts are issued?		No
4	Whether the Listed Entity has any shares in Locked-in?		No
5	Whether any shares held by promoters are pledge or otherwise encumbered?		No

* If the Listed Entity selects the option 'No' for the questions above, the column for the partly paid up shares, Outstanding Convertible Securities/Warrants, depository receipts, locked-in shares, No of shares pledged or otherwise encumbered by promoters, as applicable, shall not be displayed at the time of dissemination on the Stock Exchange website. Also wherever there is 'No' declared by Listed Entity in above table the values will be considered as 'Zero' by default on submission of the format of holding of specified securities.

5. The tabular format for disclosure of holding of specified securities is as follows:-



Category (I)	Category of shareholder (II)	Nos. of shareholders (III)	No. of fully paid up equity shares held (IV)	No. of Partly paid-up equity shares held (V)	No. of shares underlying Depository Receipts (VI)	Total nos. shares held (VII)=(IV)+(V)+(VI)	Shareholding as a % of total no. of shares (calculated as per SCRR, 1957) As a % of (A+B+C2)	Number of Voting Rights held in each class of securities (IX)				No of shares Underlying outstanding convertible securities (including Warrants) (X)	Shareholding as a % assuming full conversion of convertible securities (as a percentage of diluted share capital) (XI)=(VII)+(X) As a % of (A+B+C2)	Number of Locked in shares (XII)		Number of shares pledged or otherwise encumbered (XIII)		Number of equity shares held in dematerialized form (XIV)
								No of Voting Rights			Total as a % of (A+B+C)			No. (a)	As a % of total shares held (b)	No. (a)	As a % of total shares held (b)	
								Class eg:x	Class eg:y	Total								
(A)	Promoter & Promoter group	53	14107511	0	0	14107511	58.0594	14107511	0	14107511	58.0594	0	58.0594	0	0.0000	0	0.0000	14107511
(B)	Public	12432	10190881	0	0	10190881	41.9406	10190881	0	10190881	41.9406	0	41.9406	0	0.0000	NA		10169841
(C)	Non Promoter - Non Public															NA		
(C1)	Shares underlying DRs						NA									NA		
(C2)	Shares held by Employee Trusts															NA		
	Total	12485	24298392	0	0	24298392	100.0000	24298392	0	24298392	100.0000	0	100.0000	0				24277352




Table II - Statement Showing shareholding pattern of the Promoter and Promoter Group as on 30/09/2016

Category & Name of the Shareholders (I)	PAN (II)	Nos. of shareholders (III)	No. of fully paid up equity shares held (IV)	Partly paid-up equity shares held (V)	Nos. of shares underlying Depository Receipts (VI)	Total nos. shares held (VII)=(IV)+(V)+(VI)	Shareholding % As a % of (A+B+C2) (VIII)	Number of Voting Rights held in each class of securities (IX)			No of shares Underlying convertible securities (including Warrants) (X)	Shareholding as a % assuming full conversion of convertible securities (as a percentage of diluted share capital) (XI)=(VII)+(X) As a % of A+B+C2)	Number of Locked in shares (XII)		Number of shares pledged or otherwise encumbered (XIII)		Number of equity shares held in dematerialized form (XIV)	
								Class x	Class y	Total			No. (a)	As a % of total shares held (b)	No. (a)	As a % of total shares held (b)		
SUNTRACK COMMERCE PRIVATE LIMITED	AAECS4157M	1	2984237	0	0	2984237	12.2616	2984237	0	2984237	12.2816	0	12.2816	0	0.0000	0	0.0000	2984237
BHANU VYAPAAR PRIVATE LIMITED	AABCB1334Q	1	2778899	0	0	2778899	11.4366	2778899	0	2778899	11.4366	0	11.4366	0	0.0000	0	0.0000	2778899
EMAMI ENCLAVE MAKERS PVT LTD	AABCE8702H	1	1411000	0	0	1411000	5.8070	1411000	0	1411000	5.8070	0	5.8070	0	0.0000	0	0.0000	1411000
EMAMI HIGH RISE PVT LTD	AABCE8699P	1	1392000	0	0	1392000	5.7288	1392000	0	1392000	5.7288	0	5.7288	0	0.0000	0	0.0000	1392000
SURAJ VINIYOG PRIVATE LIMITED	AAHCS9799J	1	1294491	0	0	1294491	5.3275	1294491	0	1294491	5.3275	0	5.3275	0	0.0000	0	0.0000	1294491
TMT VINIYOGAN LIMITED	AAACT9455F	1	35303	0	0	35303	0.1453	35303	0	35303	0.1453	0	0.1453	0	0.0000	0	0.0000	35303
EMAMI PAPER MILLS LTD	AABCG1428Q	1	833	0	0	833	0.0034	833	0	833	0.0034	0	0.0034	0	0.0000	0	0.0000	833
PAN EMAMI COSMED LTD	AABCP5150G	1	388	0	0	388	0.0016	388	0	388	0.0016	0	0.0016	0	0.0000	0	0.0000	388
EMAMI FRANK ROSS LIMITED	AAACF3726D	1	333	0	0	333	0.0014	333	0	333	0.0014	0	0.0014	0	0.0000	0	0.0000	333
EMAMI CAPITAL MARKETS LIMITED	AABCE2354D	1	286	0	0	286	0.0012	286	0	286	0.0012	0	0.0012	0	0.0000	0	0.0000	286
EPL SECURITIES LTD	AAACE5515Q	1	166	0	0	166	0.0007	166	0	166	0.0007	0	0.0007	0	0.0000	0	0.0000	166
Sub Total		52	14107340	0	0	14107340	58.0587	14107340	0	14107340	58.0587	0	58.0587	0	0.0000	0	0.0000	14107340
(2) Foreign																		
(a) Individuals (Non-Resident Individuals/Foreign Individuals)		1	171	0	0	171	0.0007	171	0	171	0.0007	0	0.0007	0	0.0000	0	0.0000	171
(b) Government	ADCPG1933D	1	171	0	0	171	0.0007	171	0	171	0.0007	0	0.0007	0	0.0000	0	0.0000	171
(c) Institutions																		
(d) Foreign Portfolio Investor																		
(e) Any Other (specify)																		
Sub Total		1	171	0	0	171	0.0007	171	0	171	0.0007	0	0.0007	0	0.0000	0	0.0000	171
Total Shareholding of Promoter and Promoter Group (A)=(A)(1)+(A)(2)		53	14107511	0	0	14107511	58.0594	14107511	0	14107511	58.0594	0	58.0594	0	0.0000	0	0.0000	14107511



Table III - Statement Showing shareholding pattern of the Public shareholder as on 30/09/2016

Category & Name of the Shareholders (I)	PAN (II)	Nos. of shareholders (III)	No. of fully paid up equity shares held (IV)	Partly paid up equity shares held (V)	Nos. of shares underlying Depository Receipts (VI)	Total nos. shares held (VII)=(IV)+(V)+(VI)	Shareholding % calculated as per SCRR 1957) As a % of (A+B+C2) (VIII)	Number of Voting Rights held in each class of securities (IX)			Total as a % of Total Voting rights	No of shares Underlying outstanding convertible securities (including Warrants) (X)	Shareholding as a % assuming full conversion of convertible securities (as a percentage of diluted share capital) (XI)=(VII)+(X) As a % of A+B+C2)	Number of Locked in shares (XII)		Number of shares pledged or otherwise encumbered (XIII)		Number of equity shares held in dematerialized form (XIV)
								No of Voting Rights						No. (a)	As a % of total shares held (b)	No. (Not applicable) (a)	As a % of total shares held (Not applicable) (b)	
								Class x	Class y	Total								
(1) Institutions																		
(a) Mutual Funds / UTI																		
(b) Venture Capital Funds																		
(c) Alternate Investment Funds																		
(d) Foreign Venture Capital Investors																		
(e) Foreign Portfolio Investors																		
(f) Financial Institutions / Banks																		
(g) Insurance Companies																		
(h) Provident Funds / Pension Funds																		
(i) Any Other (specify)																		
Foreign Institutional Investors		1	10000	0	0	10000	0.0412	10000	0	10000	0.0412	0	0.0412	0	0.0000	NA		10000
Sub Total		1	10000	0	0	10000	0.0412	10000	0	10000	0.0412	0	0.0412	0	0.0000	NA		10000
(2) Central Government / State Government(s) / President of India																		
(3) Non-Institutions																		
(a) Individuals-																		
i. Individual shareholders holding nominal share capital upto Rs.2 lakhs		11918	4658084	0	0	4658084	19.1703	4658084	0	4658084	19.1703	0	19.1703	0	0.0000	NA		4637044
ii. Individual shareholders holding nominal share capital in excess of Rs.2 lakhs		5	653342	0	0	653342	2.6888	653342	0	653342	2.6888	0	2.6888	0	0.0000	NA		653342
(b) NBFCs registered with RBI		3	7300	0	0	7300	0.0300	7300	0	7300	0.0300	0	0.0300	0	0.0000	NA		7300
(c) Employee Trusts																		
(d) Overseas Depositories (holding DRs) (balancing figure)																		
(e) Any Other (specify)																		
Bodies Corporate		333	4629214	0	0	4629214	19.0515	4629214	0	4629214	19.0515	0	19.0515	0	0.0000	NA		4629214
East India Securities Limited	AABCE2412N	1	1075000	0	0	1075000	4.4242	1075000	0	1075000	4.4242	0	4.4242	0	0.0000	NA		1075000





Table II - Statement Showing shareholding pattern of the Public shareholder as on 30/09/2016

Category & Name of the Shareholders (I)	PAN (II)	Nos. of shareholders (III)	No. of fully paid up equity shares held (IV)	Partly paid up equity shares held (V)	Nos. of shares underlying Depository Receipts (VI)	Total nos. shares held (VII)=(IV)+(V)+(VI)	Shareholding % calculated as per SCRR, 1957) As a % of (A+B+C2) (VIII)	Number of Voting Rights held in each class of securities (IX)			Total as a % of Total Voting rights	No of shares Underlying outstanding convertible securities (including Warrants) (X)	Shareholding as a % assuming full conversion of convertible securities (as a percentage of diluted share capital) (XI)=(VII)+(X) As a % of A+B+C2)	Number of Locked in shares (XII)		Number of shares pledged or otherwise encumbered (XIII)		Number of equity shares held in dematerialized form (XIV)
								No of Voting Rights						No. (a)	As a % of total shares held (b)	No. (Not applicable) (a)	As a % of total shares held (Not applicable) (b)	
								Class x	Class y	Total								
LSI FINANCIAL SERVICES (P) LTD	AAACL4694E	1	1000000	0	0	1000000	4.1155	1000000	0	1000000	4.1155	0	4.1155	0	0.0000	NA	1000000	
NEOWORTH COMMERCIAL PRIVATE LTD	AACCN2654C	1	500000	0	0	500000	2.0577	500000	0	500000	2.0577	0	2.0577	0	0.0000	NA	500000	
GANPATI INDUSTRIAL PVT LTD	AAACG9441Q	1	400000	0	0	400000	1.6462	400000	0	400000	1.6462	0	1.6462	0	0.0000	NA	400000	
Clearing Member		121	172903	0	0	172903	0.7116	172903	0	172903	0.7116	0	0.7116	0	0.0000	NA	172903	
Non Resident Individual		51	60038	0	0	60038	0.2471	60038	0	60038	0.2471	0	0.2471	0	0.0000	NA	60038	
Sub Total		12431	10180881	0	0	10180881	41.8994	10180881	0	10180881	41.8994	0	41.8994	0	0.0000	NA	10159841	
Total Public Shareholding (B)=(B)(1)+(B)(2)+(B)(3)		12432	10190881	0	0	10190881	41.9406	10190881	0	10190881	41.9406	0	41.9406	0	0.0000	NA	10169841	



Table iv - Statement Showing shareholding pattern of the Non Promoter - Non Public shareholder as on 30/09/2016

Category & Name of the Shareholders (I)	PAN (II)	No of shareholders (III)	No. of fully paid up equity shares held (IV)	Partly paid-up equity shares held (V)	Nos. of shares underlying Depository Receipts (VI)	Total nos. shares held (VII)=(IV) + (V)+(VI)	Shareholding % calculated as per SCRR, 1957 As a % of (A+B+C2 (VIII)	Number of Voting Rights held in each class of securities (IX)			Total as a % of Total Voting rights (X)	No of shares Underlying outstanding convertible securities (including Warrants) (X)	Total Shareholding as a % assuming full conversion of convertible securities (as a percentage of diluted share capital) (XI)=(VII)+(X) As a % of A+B+C2)	Number of Locked in shares (XII)		Number of shares pledged or otherwise encumbered (XIII)		Number of equity shares held in dematerialized form (XIV)
								No of Voting Rights						As a % of total shares held (a)	As a % of total shares held (b)	As a % of total shares held (a)	As a % of total shares held (b)	
								Class x	Class y	Total								
(1) Custodian / DR Holder																		
(2) Employee Benefit Trust (under SEBI (Share based Employee Benefit) Regulations, 2014)																		
Total Non Promoter - Non Public Shareholding (C)=(C)(1)+(C)(2)		0	0	0	0	0	0.0000	0	0	0	0.0000	0	0.0000	0	0.0000	NA	NA	0

