



emami* Infrastructure Limited

Ref: ERL/EIL/2013-14/2115

7th January 2014

The Department of Corporate
Services
BSE Limited
25th Floor,
Phiroze Jeejeebhoy Towers,
Dalal Street,
Mumbai – 400 001

The Secretary
The National Stock Exchange of
India Limited Exchange Plaza,
Bandra Kurla Complex
Bandra (E),
Mumbai – 400051

The Secretary
The Calcutta Stock Exchange
Limited
7, Lyons Range
Kolkata-700001

Dear Sir(s),

Sub: Shareholding Pattern under Clause 35 of the Listing Agreement for the Quarter ended 31st December 2013

As per Clause 35 of the Listing Agreement, we enclose herewith shareholding pattern of the Company for the quarter ended 31st December 2013.

Thanking you,

Yours truly,

For Emami Infrastructure Limited

Payel Jain



Payel Jain
Company Secretary

Encl- As above




emami Infrastructure Limited

| Introductory sub-table (I)(a) | | | |
|--|--|--|---|
| Name of the Company: EMAMI INFRASTRUCTURE LIMITED | | | |
| BSE Scrip Code- 533218, NSE Symbol- EMAMIINFRA, CSE Scrip Code- 15214 | | | |
| Name of the scrip- Emami Infrastructure Limited, class of security: Equity | | | |
| Quarter ended: 31st December, 2013 | | | |
| Partly paid-up shares:- | No. of partly paid-up shares | As a % of total no. of partly paid-up shares | As a % of total no. of shares of the company |
| Held by promoter/promoter group | NIL | NIL | NIL |
| Held by public | NIL | NIL | NIL |
| Total | NIL | NIL | NIL |
| Outstanding convertible securities: | No. of outstanding securities | As a % of total no. of outstanding convertible securities | As a % of total no. of shares of the company, assuming full conversion of the convertible securities |
| Held by promoter/promoter group | NIL | NIL | NIL |
| Held by public | NIL | NIL | NIL |
| Total | NIL | NIL | NIL |
| Warrants:- | No. of warrants | As a % of total no. of warrants | As a % of total no. of shares of the company, assuming full conversion of warrants |
| Held by promoter/promoter group | NIL | NIL | NIL |
| Held by public | NIL | NIL | NIL |
| Total | NIL | NIL | NIL |
| Total paid-up capital of the company, assuming full conversion of warrants and convertible securities | 24298392 Shares of Rs. 2/- each | | |






| Statement Showing Shareholding Pattern | | | | | | | | |
|--|--|------------------------|------------------------|--|--|----------------------------|--|--|
| Category code | Category of Shareholder | Number of Shareholders | Total number of shares | Number of shares held in dematerialized form | Total shareholding as a percentage of total number of shares | | Shares Pledged or otherwise encumbered | |
| | | | | | As a percentage of (A+B)1 | As a percentage of (A+B+C) | Number of shares | As a percentage (IX) = (VIII)/(IV)*100 |
| (I) | (II) | (III) | (IV) | (V) | (VI) | (VII) | (VIII) | (IX) |
| (A) | Shareholding of Promoter and Promoter Group | | | | | | | |
| | 1 Indian | | | | | | | |
| (a) | Individuals/ Hindu Undivided Family | 40 | 7,96,913 | 7,96,913 | 3.28 | 3.28 | NIL | NIL |
| (b) | Central Government/ State Government(s) | - | - | - | - | - | NIL | NIL |
| (c) | Bodies Corporate | 12 | 1,32,75,457 | 1,32,75,457 | 54.64 | 54.64 | NIL | NIL |
| (d) | Financial Institutions/ Banks | - | - | - | - | - | - | - |
| (e) | Any Others (Specify) | - | - | - | - | - | - | - |
| (e-i) | | | | | | | | |
| (e-ii) | | | | | | | | |
| | Sub Total(A)(1) | 52 | 1,40,72,370 | 1,40,72,370 | 57.92 | 57.92 | NIL | NIL |
| | 2 Foreign | | | | | | | |
| a | Individuals (Non-Residents Individuals/ Foreign Individuals) | 2 | 171 | 171 | 0.00 | 0.00 | NIL | NIL |
| b | Bodies Corporate | - | - | - | - | - | - | - |
| c | Institutions | - | - | - | - | - | - | - |
| d | Qualified Foreign Investor | - | - | - | - | - | - | - |
| e | Any Others (Specify) | - | - | - | - | - | - | - |
| e-i | | | | | | | | |
| e-ii | | | | | | | | |
| | Sub Total(A)(2) | 2 | 171 | 171 | 0.00 | 0.00 | NIL | NIL |
| | Total Shareholding of Promoter and Promoter Group (A) = (A)(1)+(A)(2) | 54 | 1,40,72,541 | 1,40,72,541 | 57.92 | 57.92 | NIL | NIL |
| (B) | Public shareholding | | | | | | | |
| | 1 Institutions | | | | | | | |
| (a) | Mutual Funds/ UTI | - | - | - | - | - | - | - |
| (b) | Financial Institutions / Banks | - | - | - | - | - | - | - |
| (c) | Central Government/ State Government(s) | - | - | - | - | - | - | - |
| (d) | Venture Capital Funds | - | - | - | - | - | - | - |
| (e) | Insurance Companies | - | - | - | - | - | - | - |
| (f) | Foreign Institutional Investors | - | - | - | - | - | - | - |
| (g) | Foreign Venture Capital Investors | - | - | - | - | - | - | - |
| (h) | Qualified Foreign Investor | - | - | - | - | - | - | - |
| (i) | Any Other (specify) | - | - | - | - | - | - | - |
| (i-ii) | | | | | | | | |
| (i-ii) | | | | | | | | |
| | Sub-Total (B)(1) | - | - | - | - | - | - | - |






| | | | | | | | | |
|------------|---|---------------|--------------------|--------------------|---------------|---------------|------------|------------|
| B 2 | Non-institutions | | | | | | | |
| (a) | Bodies Corporate | 474 | 45,54,466 | 45,54,466 | 18.74 | 18.74 | NIL | NIL |
| (b) | Individuals | - | - | - | - | - | NIL | NIL |
| I | Individuals -i. Individual shareholders holding nominal share capital up to Rs 1 lakh | 15,428 | 54,28,351 | 53,95,657 | 22.34 | 22.34 | NIL | NIL |
| II | ii. Individual shareholders holding nominal share capital in excess of Rs. 1 lakh | 2 | 2,10,481 | 2,10,481 | 0.87 | 0.87 | NIL | NIL |
| (c) | Qualified Foreign Investor | - | - | - | - | - | - | - |
| (d) | Any Other (specify) | | | | | | | |
| (d-i) | Clearing Member | 19 | 5,003 | 5,003 | 0.02 | 0.02 | NIL | NIL |
| (d-ii) | Non Resident individual | 57 | 27,550 | 27,550 | 0.11 | 0.11 | NIL | NIL |
| | Sub-Total (B)(2) | 15,980 | 1,02,25,851 | 1,01,93,157 | 42.08 | 42.08 | NIL | NIL |
| (B) | Total Public Shareholding (B)= (B)(1)+(B)(2) | 15,980 | 1,02,25,851 | 1,01,93,157 | 42.08 | 42.08 | NIL | NIL |
| | TOTAL (A)+(B) | 16,034 | 2,42,98,392 | 2,42,65,698 | 100.00 | 100.00 | NIL | NIL |
| (C) | Shares held by Custodians and against which Depository Receipts have been issued | | | | | | | |
| 1 | Promoter and Promoter Group | - | - | - | - | - | - | - |
| 2 | Public | - | - | - | - | - | - | - |
| | Sub-Total (C) | - | - | - | - | - | - | - |
| | GRAND TOTAL (A)+(B)+(C) | 16,034 | 2,42,98,392 | 2,42,65,698 | 100.00 | 100.00 | NIL | NIL |






| (D)(b) Statement showing holding of securities (including shares, warrants, convertible securities) of persons belonging to the category "Promoter and Promoter Group" | | | | | | | | | | | |
|--|-------------------------|------------------------|---------------------------------------|-----------------------|---------------------|---|-------------------------|---|---------------------------------------|---|--|
| Sr. No. | Name of the shareholder | Details of Shares held | | Encumbered shares (*) | | | Details of warrants | | Details of convertible securities | | Total shares (including underlying shares assuming full conversion of warrants and convertible securities) as a % of diluted share capital |
| | | Number of shares held | As a % of grand total (A) +(B) +(C) | No. | As a percentage | As a % of grand total (A)+(B)+ (C) of sub-clause (I) (a) | Number of warrants held | As a % total number of warrants of the same class | Number of convertible securities held | As a % total number of convertible securities of the same class | |
| (I) | (II) | (III) | (IV) | (V) | (VI)=(V)/(III) *100 | (VII) | (VIII) | (IX) | (X) | (XI) | (XII) |
| 1 | Priti Sureka | 3,88,510 | 1.5989 | 0 | 0.00 | 0.00 | 0 | 0 | 0 | 0 | 1.5989 |
| 2 | Aditya Vardhan Agarwal | 46,699 | 0.1922 | 0 | 0.00 | 0.00 | 0 | 0 | 0 | 0 | 0.1922 |
| 3 | Prashant Goenka | 40,366 | 0.1661 | 0 | 0.00 | 0.00 | 0 | 0 | 0 | 0 | 0.1661 |
| 4 | Sushil Kumar Goenka | 40,166 | 0.1653 | 0 | 0.00 | 0.00 | 0 | 0 | 0 | 0 | 0.1653 |
| 5 | Manish Goenka | 40,122 | 0.1651 | 0 | 0.00 | 0.00 | 0 | 0 | 0 | 0 | 0.1651 |
| 6 | Ashish Goenka | 40,000 | 0.1646 | 0 | 0.00 | 0.00 | 0 | 0 | 0 | 0 | 0.1646 |
| 7 | Harsha Vardhan Agarwal | 33,333 | 0.1372 | 0 | 0.00 | 0.00 | 0 | 0 | 0 | 0 | 0.1372 |
| 8 | Rohin Raj Sureka | 33,333 | 0.1372 | 0 | 0.00 | 0.00 | 0 | 0 | 0 | 0 | 0.1372 |
| 9 | Vidula Agarwal | 26,666 | 0.1097 | 0 | 0.00 | 0.00 | 0 | 0 | 0 | 0 | 0.1097 |
| 10 | Vidisha Agarwal | 26,666 | 0.1097 | 0 | 0.00 | 0.00 | 0 | 0 | 0 | 0 | 0.1097 |
| 11 | Mohan Goenka | 25,716 | 0.1058 | 0 | 0.00 | 0.00 | 0 | 0 | 0 | 0 | 0.1058 |
| 12 | Sobhna Agarwal | 20,000 | 0.0823 | 0 | 0.00 | 0.00 | 0 | 0 | 0 | 0 | 0.0823 |
| 13 | Savitri Devi Agarwal | 14,269 | 0.0587 | 0 | 0.00 | 0.00 | 0 | 0 | 0 | 0 | 0.0587 |
| 14 | Usha Agarwal | 3,942 | 0.0162 | 0 | 0.00 | 0.00 | 0 | 0 | 0 | 0 | 0.0162 |
| 15 | Madan Lal Agarwal | 3,333 | 0.0137 | 0 | 0.00 | 0.00 | 0 | 0 | 0 | 0 | 0.0137 |
| 16 | Santosh Goenka | 2,999 | 0.0123 | 0 | 0.00 | 0.00 | 0 | 0 | 0 | 0 | 0.0123 |
| 17 | Kusum Agarwal | 2,266 | 0.0093 | 0 | 0.00 | 0.00 | 0 | 0 | 0 | 0 | 0.0093 |
| 18 | Laxmi Devi Bajoria | 1,666 | 0.0069 | 0 | 0.00 | 0.00 | 0 | 0 | 0 | 0 | 0.0069 |
| 19 | Abhishek Agarwal | 1,333 | 0.0055 | 0 | 0.00 | 0.00 | 0 | 0 | 0 | 0 | 0.0055 |
| 20 | Rajkumar Goenka | 749 | 0.0031 | 0 | 0.00 | 0.00 | 0 | 0 | 0 | 0 | 0.0031 |
| 21 | Radheshyam Goenka | 748 | 0.0031 | 0 | 0.00 | 0.00 | 0 | 0 | 0 | 0 | 0.0031 |
| 22 | Suresh Kumar Goenka | 483 | 0.0020 | 0 | 0.00 | 0.00 | 0 | 0 | 0 | 0 | 0.0020 |
| 23 | Meena Goenka | 400 | 0.0016 | 0 | 0.00 | 0.00 | 0 | 0 | 0 | 0 | 0.0016 |
| 24 | Jyoti Goenka | 333 | 0.0014 | 0 | 0.00 | 0.00 | 0 | 0 | 0 | 0 | 0.0014 |
| 25 | Avishi Sureka | 333 | 0.0014 | 0 | 0.00 | 0.00 | 0 | 0 | 0 | 0 | 0.0014 |
| 26 | Mansi Agarwal | 333 | 0.0014 | 0 | 0.00 | 0.00 | 0 | 0 | 0 | 0 | 0.0014 |
| 27 | Shanti Devi Agarwal | 237 | 0.0010 | 0 | 0.00 | 0.00 | 0 | 0 | 0 | 0 | 0.0010 |
| 28 | Saroj Goenka | 166 | 0.0007 | 0 | 0.00 | 0.00 | 0 | 0 | 0 | 0 | 0.0007 |
| 29 | Indu Goenka | 166 | 0.0007 | 0 | 0.00 | 0.00 | 0 | 0 | 0 | 0 | 0.0007 |
| 30 | Radheshyam Agarwal | 166 | 0.0007 | 0 | 0.00 | 0.00 | 0 | 0 | 0 | 0 | 0.0007 |
| 31 | Shreya Goenka | 166 | 0.0007 | 0 | 0.00 | 0.00 | 0 | 0 | 0 | 0 | 0.0007 |
| 32 | Nimisha Goenka | 166 | 0.0007 | 0 | 0.00 | 0.00 | 0 | 0 | 0 | 0 | 0.0007 |
| 33 | Saswat Goenka | 166 | 0.0007 | 0 | 0.00 | 0.00 | 0 | 0 | 0 | 0 | 0.0007 |
| 34 | Richa Agarwal | 166 | 0.0007 | 0 | 0.00 | 0.00 | 0 | 0 | 0 | 0 | 0.0007 |
| 35 | Rashmi Goenka | 166 | 0.0007 | 0 | 0.00 | 0.00 | 0 | 0 | 0 | 0 | 0.0007 |
| 36 | Sachin Goenka | 133 | 0.0005 | 0 | 0.00 | 0.00 | 0 | 0 | 0 | 0 | 0.0005 |
| 37 | Yogesh Goenka | 133 | 0.0005 | 0 | 0.00 | 0.00 | 0 | 0 | 0 | 0 | 0.0005 |
| 38 | Puja Goenka | 111 | 0.0005 | 0 | 0.00 | 0.00 | 0 | 0 | 0 | 0 | 0.0005 |
| 39 | Vibhash Vardhan Agarwal | 104 | 0.0004 | 0 | 0.00 | 0.00 | 0 | 0 | 0 | 0 | 0.0004 |
| 40 | Jayant Goenka | 103 | 0.0004 | 0 | 0.00 | 0.00 | 0 | 0 | 0 | 0 | 0.0004 |






| | | | | | | | | | | | |
|--------------|-----------------------------------|--------------------|----------------|----------|-------------|-------------|----------|----------|----------|----------|----------------|
| 41 | Diwakar Viniyog Private Limited | 34,12,491 | 14.0441 | 0 | 0.00 | 0.00 | 0 | 0 | 0 | 0 | 14.0441 |
| 42 | Suntrack Commerce Private Limited | 29,84,237 | 12.2816 | 0 | 0.00 | 0.00 | 0 | 0 | 0 | 0 | 12.2816 |
| 43 | Bhanu Vyapaar Private Limited | 27,78,899 | 11.4366 | 0 | 0.00 | 0.00 | 0 | 0 | 0 | 0 | 11.4366 |
| 44 | Emami Enclave Makers Pvt Ltd. | 14,11,000 | 5.8070 | 0 | 0.00 | 0.00 | 0 | 0 | 0 | 0 | 5.8070 |
| 45 | Emami High Rise Pvt. Ltd. | 13,92,000 | 5.7288 | 0 | 0.00 | 0.00 | 0 | 0 | 0 | 0 | 5.7288 |
| 46 | Suraj Viniyog Private Limited | 12,94,491 | 5.3275 | 0 | 0.00 | 0.00 | 0 | 0 | 0 | 0 | 5.3275 |
| 47 | Emami Paper Mills Ltd. | 833 | 0.0034 | 0 | 0.00 | 0.00 | 0 | 0 | 0 | 0 | 0.0034 |
| 48 | PAN Emami Cosmed Ltd. | 388 | 0.0016 | 0 | 0.00 | 0.00 | 0 | 0 | 0 | 0 | 0.0016 |
| 49 | TMT Viniyog Limited | 333 | 0.0014 | 0 | 0.00 | 0.00 | 0 | 0 | 0 | 0 | 0.0014 |
| 50 | Emami Frank Ross Limited | 333 | 0.0014 | 0 | 0.00 | 0.00 | 0 | 0 | 0 | 0 | 0.0014 |
| 51 | Emami Capital Markets Limited | 286 | 0.0012 | 0 | 0.00 | 0.00 | 0 | 0 | 0 | 0 | 0.0012 |
| 52 | EPL Securities Ltd. | 166 | 0.0007 | 0 | 0.00 | 0.00 | 0 | 0 | 0 | 0 | 0.0007 |
| 53 | Amitabh Goenka | 133 | 0.0005 | 0 | 0.00 | 0.00 | 0 | 0 | 0 | 0 | 0.0005 |
| 54 | Amitabh Goenka | 38 | 0.0002 | 0 | 0.00 | 0.00 | 0 | 0 | 0 | 0 | 0.0002 |
| TOTAL | | 1,40,72,541 | 57.9155 | 0 | 0.00 | 0.00 | 0 | 0 | 0 | 0 | 57.9155 |

(* The term "encumbrance" has the same meaning as assigned to it in regulation 28(3) of the SAST Regulations, 2011




| (D)(c)(i) Statement showing holding of securities (including shares, warrants, convertible securities) of persons belonging to the category "Public" and holding more than 1% of the total number of shares | | | | | | | | |
|---|-------------------------------------|-----------------------|--|-------------------------|---|---------------------------------------|--|--|
| Sr. No. | Name of the shareholder | Number of shares held | Shares as a percentage of total number of shares (i.e., Grand Total (A)+(B)+(C) indicated in Statement at para (I)(a) above) | Details of warrants | | Details of convertible securities | | Total shares (including underlying shares assuming full conversion of warrants and convertible securities) as a % of diluted share capital |
| | | | | Number of warrants held | As a % total number of warrants of the same class | Number of convertible securities held | % w.r.t total number of convertible securities of the same class | |
| 1 | Amazing Vinimay Pvt. Ltd. | 10,75,000 | 4.42 | 0 | 0 | 0 | 0 | 4.42 |
| 2 | Kamna Credits & Promoters Pvt. Ltd. | 10,00,000 | 4.12 | 0 | 0 | 0 | 0 | 4.12 |
| 3 | BPC Tradecom Pvt. Ltd. | 4,00,000 | 1.65 | 0 | 0 | 0 | 0 | 1.65 |
| 4 | Neoworth Commercial Pvt. Ltd. | 2,90,146 | 1.19 | 0 | 0 | 0 | 0 | 1.19 |
| TOTAL | | | | 0 | 0 | 0 | 0 | 11.38 |





| (I)(c)(ii) Statement showing holding of securities (including shares, warrants, convertible securities) of persons (together with PAC) belonging to the category "Public" and holding more than 5% of the total number of shares of the company | | | | | | | | |
|---|---|------------------|--|---------------------|---|---------------------------------------|--|--|
| Sr. No. | Name(s) of the shareholder(s) and the Persons Acting in Concert (PAC) with them | Number of shares | Shares as a percentage of total number of shares (i.e., Grand Total (A)+(B)+(C) indicated in Statement at para (I)(a) above) | Details of warrants | | Details of convertible securities | | Total shares (including underlying shares assuming full conversion of warrants and convertible securities) as a % of diluted share capital |
| | | | | Number of warrants | As a % total number of warrants of the same class | Number of convertible securities held | % w.r.t total number of convertible securities of the same class | |
| 1 | NIL | 0 | 0.00 | 0 | 0 | | | 0 |
| TOTAL | | 0 | 0.00 | 0 | 0 | | | 0 |






| (I)(d) Statement showing details of locked-in shares | | | |
|--|-------------------------|----------------------------|--|
| Sr. No. | Name of the shareholder | Number of locked-in shares | Locked-in shares as a percentage of total number of shares (i.e., Grand Total (A)+(B)+(C) indicated in Statement at para (I)(a) above) |
| 1 | NIL | 0 | 0.00 |
| | | | |
| | | | |
| TOTAL | | 0 | 0.00 |





| (II)(a) Statement showing details of Depository Receipts (DRs) | | | | |
|--|---|---------------------------|---|---|
| Sr. No. | Type of outstanding DR (ADRs, GDRs, SDRs, etc.) | Number of outstanding DRs | Number of shares underlying outstanding DRs | Shares underlying outstanding DRs as a percentage of total number of shares (i.e., Grand Total (A)+(B)+(C) indicated in Statement at para (I)(a) above) |
| 1 | NIL | 0 | 0 | 0.00 |
| TOTAL | | 0 | 0 | 0.00 |





| (II)(b) Statement showing holding of Depository Receipts (DRs), where underlying shares held by "promoter/promoter group" are in excess of 1% of the total number of shares | | | | |
|---|-----------------------|---|---|---|
| Sr. No. | Name of the DR Holder | Type of outstanding DR (ADRs, GDRs, SDRs, etc.) | Number of shares underlying outstanding DRs | Shares underlying outstanding DRs as a percentage of total number of shares (i.e., Grand Total (A)+(B)+(C) indicated in Statement at para (I)(a) above} |
| 1 | NIL | 0 | 0 | 0.00 |
| TOTAL | | | 0 | |

