

Introductory sub-table (I)(a)

Name of the Company: ZANDU REALTY LIMITED			
SSCRIP CODE: BSE: 506720 NSE: ZANDUREALT-EQ			
CLASS OF SECURITY: EQUITY			
FACE VALUE: Rs. 100 /- each			
Quarter ended: 30.06.2012			
Partly paid-up shares:-			
	No. of partly paid-up shares	As a % of total no. of partly paid-up shares	As a % of total no. of shares of the company
Held by promoter/promoter group	Nil	Nil	Nil
Held by public	Nil	Nil	Nil
Total - D	Nil	Nil	Nil
Outstanding convertible securities:- No. of outstanding securities			
		As a % of total no. of outstanding convertible securities	As a % of total no. of shares of the company, assuming full conversion of the convertible securities
Held by promoter/promoter group	Nil	Nil	Nil
Held by public	Nil	Nil	Nil
Total - E	Nil	Nil	Nil
Warrants:-			
	No. of warrants	As a % of total no. of warrants	As a % of total no. of shares of the company, assuming full conversion of warrants
Held by promoter/promoter group	Nil	Nil	Nil
Held by public	Nil	Nil	Nil
Total - F	Nil	Nil	Nil
Total paid-up capital of the company, assuming full conversion of warrants and convertible securities			
806400 shares of Rs. 100/each			

For ZANDU REALTY LIMITED



 Authorised Signatory

Statement Showing Shareholding Pattern


Table (1)(a)								
Category code	Category of Shareholder	Number of Shareholders	Total number of shares	Number of shares held in dematerialized form	Total shareholding as a percentage of total number of shares		Shares Pledged or otherwise encumbered	
					As a percentage of (A+B) ¹	As a percentage of (A+B+C)	Number of shares	As a percentage
(I)	(II)	(III)	(IV)	(V)	(VI)	(VII)	(VIII)	(IX) = (VIII)/(IV)*100
(A)	Shareholding of Promoter							
1	Indian							
(a)	Individuals/ Hindu Undivided Family							
(b)	Central Government/ State Government(s)							
(c)	Bodies Corporate	1	286329	286329	35.51	35.51	Nil	Nil
(d)	Financial Institutions/ Banks							
(e)	Any Others(Specify)							
(e-i)								
(e-ii)								
	Sub Total(A)(1)	1	286329	286329	35.51	35.51	Nil	Nil
2	Foreign							
a	Individuals (Non-Residents Individuals/ Foreign Individuals)							
b	Bodies Corporate							
c	Institutions							
d	Any Others(Specify)							
d-i								
d-ii								
	Sub Total(A)(2)	0	0	0	0.00	0.00	Nil	Nil
	Total Shareholding of Promoter and Promoter Group (A) = (A)(1)+(A)(2)	1	286329	286329	35.51	35.51	Nil	Nil
(B)	Public shareholding							
1	Institutions							
(a)	Mutual Funds/ UTI							
(b)	Financial Institutions / Banks	7	753	581	0.09	0.09	Nil	Nil

For ZANDU REALTY LIMITED

 Authorised Signatory

(c)	Central Government/ State Government(s)							
(d)	Venture Capital Funds							
(e)	Insurance Companies							
(f)	Foreign Institutional Investors							
(g)	Foreign Venture Capital Investors							
(h)	Any Other (specify)							
(h-i)								
(h-ii)								
	Sub-Total (B)(1)	7	753	581	0.09	0.09	Nil	Nil
B 2	Non-Institutions							
(a)	Bodies Corporate	627	129822	129604	16.10	16.10		
(b)	Individuals							
i	Individuals -i. Individual shareholders holding nominal share capital up to Rs 1 lakh	32968	347734	319319	43.12	43.12		
ii	ii. Individual shareholders holding nominal share capital in excess of Rs. 1 lakh.	13	30718	19389	3.81	3.81		
(c)	Any Other (specify)							
(c-i)	Non Resident Individual	172	8837	8827	1.10	1.10		
(c-ii)	Clearing Member	97	2207	2207	0.27	0.27		
	Sub-Total (B)(2)	33877	519318	479346	64.40	64.40		
(B)	Total Public Shareholding (B)= (B)(1)+(B)(2)	33884	520071	479927	64.49	64.49		
	TOTAL (A)+(B)	33885	806400	766256	100.00	100.00		
(C)	Shares held by Custodians and against which Depository Receipts have been issued							
1	Promoter and Promoter Group							
2	Public							
	Sub-Total (C)							
	GRAND TOTAL (A)+(B)+(C)	33885	806400	766256	100.00	100.00		

For ZANDU REALTY LIMITED


Authorized Signatory

(I)(b) Statement showing holding of securities (including shares, warrants, convertible securities) of persons belonging to the category “Promoter and Promoter Group”

Sr. No.	Name of the shareholder	Details of Shares held		Encumbered shares (*)			Details of warrants		Details of convertible securities		Total shares (including underlying shares assuming full conversion of warrants and convertible securities) as a % of diluted share capital
		Number of shares held	As a % of grand total (A)+(B)+(C)	No.	As a percentage	As a % of grand total (A)+(B)+(C) of sub-clause (I)(a)	Number of warrants held	As a % total number of warrants of the same class	Number of convertible securities held	As a % total number of convertible securities of the same class	
(I)	(II)	(III)	(IV)	(V)	(VI)=(V)/(III)*100	(VII)	(VIII)	(IX)	(X)	(XI)	(XII)
1	Emami Rainbow Niketan Private Limited	286329	35.51	Nil	Nil	Nil	Nil	Nil	Nil	Nil	35.51
TOTAL		286329	35.51	Nil	Nil	Nil	Nil	Nil	Nil	Nil	35.51

(*) The term “encumbrance” has the same meaning as assigned to it in regulation 28(3) of the SAST Regulations, 2011

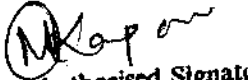
For ZANDU REALTY LIMITED

 Authorised Signatory

(D)(c)(i) Statement showing holding of securities (including shares, warrants, convertible securities) of persons belonging to the category "Public" and holding more than 1% of the total number of shares

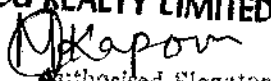
Sr. No.	Name of the shareholder	Number of shares held	Shares as a percentage of total number of shares {i.e., Grand Total (A)+(B)+(C) indicated in Statement at para (D)(a) above}	Details of warrants		Details of convertible securities		Total shares (including underlying shares assuming full conversion of warrants and convertible securities) as a % of diluted share capital
				Number of warrants held	As a % total number of warrants of the same class	Number of convertible securities held	% w.r.t total number of convertible securities of the same class	
1	Kamna Credits and Promoters Pvt. Ltd.	32,100	3.98	Nil	Nil	Nil	Nil	3.98
2	Digvijay Investments Limited	25,000	3.10	Nil	Nil	Nil	Nil	3.10
3	Amazing Vinimay Pvt. Ltd.	9000	1.12	Nil	Nil	Nil	Nil	1.12
TOTAL		66,100	8.20	Nil	Nil	Nil	Nil	8.20

For ZANDI REALTY LIMITED


Authorised Signatory

(D)(c)(ii) Statement showing holding of securities (including shares, warrants, convertible securities) of persons (together with PAC) belonging to the category "Public" and holding more than 5% of the total number of shares of the company

Sr. No.	Name(s) of the shareholder(s) and the Persons Acting in Concert (PAC) with them	Number of shares	Shares as a percentage of total number of shares {i.e., Grand Total (A)+(B)+(C) indicated in Statement at para (I)(a) above}	Details of warrants		Details of convertible securities		Total shares (including underlying shares assuming full conversion of warrants and convertible securities) as a % of diluted share capital
				Number of warrants	As a % total number of warrants of the same class	Number of convertible securities held	% w.r.t total number of convertible securities of the same class	
TOTAL				Nil	Nil	Nil	Nil	

For ZANDU REALTY LIMITED

 Authorised Signatory

(I)(d) Statement showing details of locked-in shares

Sr. No.	Name of the shareholder	Number of locked-in shares	Locked-in shares as a percentage of total number of shares {i.e., Grand Total (A)+(B)+(C) indicated in Statement at para (I)(a) above}
TOTAL			NIL

For ZANDU REALTY LIMITED


Authorised Signatory

(II)(a) Statement showing details of Depository Receipts (DRs)

Sr. No.	Type of outstanding DR (ADRs, GDRs, SDRs, etc.)	Number of outstanding DRs	Number of shares underlying outstanding DRs	Shares underlying outstanding DRs as a percentage of total number of shares {i.e., Grand Total (A)+(B)+(C) indicated in
1				
TOTAL			NIL	

For ZANDU REALTY LIMITED


Authorized Signatory

(II)(b) Statement showing holding of Depository Receipts (DRs), where underlying shares held by "promoter/promoter group" are in excess of 1% of the total number of shares

Sr. No.	Name of the DR Holder	Type of outstanding DR (ADRs, GDRs, SDRs, etc.)	Number of shares underlying outstanding DRs	Shares underlying outstanding DRs as a percentage of total number of shares {i.e., Grand Total (A)+(B)+(C) indicated in Statement at para (I)(a) above}
1			NIL	
TOTAL				

For ZANDU REALTY LIMITED


Authorized Signatory