

emami* Infrastructure Limited

Ref: ERL/SECRETARIAL/EIL/2015-16/479

7th July, 2015

The Department of Corporate
Services
BSE Limited
25th Floor,
Phiroze Jeejeebhoy Towers,
Dalal Street,
Mumbai – 400 001

The Secretary
**The National Stock Exchange of
India Limited** Exchange Plaza,
Bandra Kurla Complex
Bandra (E),
Mumbai – 400051

The Secretary
**The Calcutta Stock Exchange
Limited**
7, Lyons Range
Kolkata-700001

Dear Sir(s),

Sub: Shareholding Pattern under Clause 35 of the Listing Agreement for the Quarter ended 30th June, 2015


As per Clause 35 of the Listing Agreement, we enclose herewith shareholding pattern of the Company for the quarter ended 30th June, 2015.

Thanking you,

Yours truly,


For Emami Infrastructure Limited

Payel Jain
Company Secretary
Encl- As above



emami* Infrastructure Limited

Introductory sub-table (I)(a)			
Name of the Company: EMAMI INFRASTRUCTURE LIMITED			
BSE Scrip Code- 533218, NSE Symbol- EMAMIINFRA, CSE Scrip Code- 15214			
Name of the scrip- Emami Infrastructure Limited, class of security: Equity			
Quarter ended: 30th June, 2015			
Partly paid-up shares:-	No. of partly paid-up shares	As a % of total no. of partly paid-up shares	As a % of total no. of shares of the company
Held by promoter/promoter group	NIL	NIL	NIL
Held by public	NIL	NIL	NIL
Total	NIL	NIL	NIL
Outstanding convertible securities:-	No. of outstanding securities	As a % of total no. of outstanding convertible securities	As a % of total no. of shares of the company, assuming full conversion of the convertible securities
Held by promoter/promoter group	NIL	NIL	NIL
Held by public	NIL	NIL	NIL
Total	NIL	NIL	NIL
Warrants:-	No. of warrants	As a % of total no. of warrants	As a % of total no. of shares of the company, assuming full conversion of warrants
Held by promoter/promoter group	NIL	NIL	NIL
Held by public	NIL	NIL	NIL
Total	NIL	NIL	NIL
Total paid-up capital of the company, assuming full conversion of warrants and convertible securities	24298392 Shares of Rs. 2/- each		



regd. office : 'emami tower' 687 anandapur e. m. bypass 2nd floor kolkata 700107 india
 phone: 91 33 6613 6236 fax: 91 33 6613 6249 e-mail: info@emamirealty.com, website: www.emamirealty.com
 CIN: L45400WB2008PLC121426



emami Infrastructure Limited

Statement Showing Shareholding Pattern as on 31.03.2015								
Category code	Category of Shareholder	Number of Shareholders	Table (I)(a)		Total shareholding as a percentage of total number of shares		Shares Pledged or otherwise encumbered	
			Total number of shares	Number of shares held in dematerialized form	As a percentage of (A+B)1	As a percentage of (A+B+C)	Number of shares	As a percentage (IX)=(VIII)/(IV)*100
(I)	(II)	(III)	(IV)	(V)	(VI)	(VII)	(VIII)	(IX)
(A)	Shareholding of Promoter and Promoter Group							
1	Indian							
(a)	Individuals/ Hindu Undivided Family	40	7,96,913	7,96,913	3.28	3.28	NIL	NIL
(b)	Central Government/ State Government(s)	-	-	-	-	-	NIL	NIL
(c)	Bodies Corporate	13	1,33,10,427	1,33,10,427	54.78	54.78	NIL	NIL
(d)	Financial Institutions/ Banks	-	-	-	-	-	-	-
(e)	Any Others(Specify)	-	-	-	-	-	-	-
	Sub Total(A)(1)	53	1,41,07,340	1,41,07,340	58.06	58.06	NIL	NIL
2	Foreign							
a	Individuals (Non-Residents Individuals/ Foreign Individuals)	2	171	171	0.00	0.00	NIL	NIL
b	Bodies Corporate	-	-	-	-	-	-	-
c	Institutions	-	-	-	-	-	-	-
d	Qualified Foreign Investor	-	-	-	-	-	-	-
e	Any Others(Specify)	-	-	-	-	-	-	-
	Sub Total(A)(2)	2	171	171	0.00	0.00	NIL	NIL
	Total Shareholding of Promoter and Promoter Group (A)= (A)(1)+(A)(2)	55	1,41,07,511	1,41,07,511	58.06	58.06	NIL	NIL
(B)	Public shareholding							
1	Institutions							
(a)	Mutual Funds/ UTI	-	-	-	-	-	-	-
(b)	Financial Institutions / Banks	-	-	-	-	-	-	-
(c)	Central Government/ State Government(s)	-	-	-	-	-	-	-
(d)	Venture Capital Funds	-	-	-	-	-	-	-
(e)	Insurance Companies	-	-	-	-	-	-	-
(f)	Foreign Institutional Investors	-	-	-	-	-	-	-
(g)	Foreign Venture Capital Investors	-	-	-	-	-	-	-
(h)	Qualified Foreign Investor	-	-	-	-	-	-	-
(i)	Any Other (specify)	-	-	-	-	-	-	-
	Sub-Total (B)(1)	-	-	-	-	-	-	-



regd. office : 'emami tower' 687 anandapur e. m. bypass 2nd floor kolkata 700107 india
 phone: 91 33 6613 6236 fax: 91 33 6613 6249 e-mail: info@emamirealty.com, website: www.emamirealty.com
 CIN: L45400WB2008PLC121426



emami Infrastructure Limited

2	Non-Institutions							
(a)	Bodies Corporate	395	49,66,440	49,66,440	20.44	20.44	NIL	NIL
(b)	Individuals							
i	Individuals -i. Individual shareholders holding nominal share capital up to Rs 1 lakh	12,800	44,35,227	44,14,181	18.25	18.25	NIL	NIL
ii	Individual shareholders holding nominal share capital in excess of Rs. 1 lakh.	7	7,56,046	7,56,046	3.10	3.10	NIL	NIL
(c)	Qualified Foreign Investor	-	-	-	-	-	-	-
(d)	Any Other (specify)							
(d-i)	Clearing Member	18	4,747	4,747	0.02	0.02	NIL	NIL
(d-ii)	Non Resident individual	42	28,421	28,421	0.12	0.12	NIL	NIL
	Sub-Total (B)(2)	13,262	1,01,90,881	1,01,69,835	41.94	41.94		
(B)	Total Public Shareholding (B)= (B)(1)+(B)(2)	13,262	1,01,90,881	1,01,69,835	41.94	41.94		
	TOTAL (A)+(B)	13,317	2,42,98,392	2,42,77,346	100.00	100.00		
(C)	Shares held by Custodians and against which Depository Receipts have been Issued							
1	Promoter and Promoter Group	-	-	-	-	-	-	-
2	Public	-	-	-	-	-	-	-
	Sub-Total (C)	-	-	-	-	-	-	-
	GRAND TOTAL (A)+(B)+(C)	13,317	2,42,98,392	2,42,77,346	100.00	100.00		

Raye



regd. office : 'emami tower' 687 anandapur e. m. bypass 2nd floor kolkata 700107 india
 phone: 91 33 6613 6236 fax: 91 33 6613 6249 e-mail: info@emamirealty.com, website: www.emamirealty.com
 CIN: L45400WB2008PLC121426




emami Infrastructure Limited

(I)(b) Statement showing holding of securities (including shares, warrants, convertible securities) of persons belonging to the category "Promoter and Promoter Group"											
Sr. No.	Name of the shareholder	Details of Shares held		Encumbered shares (*)			Details of warrants		Details of convertible securities		Total shares (including underlying shares assuming full conversion of warrants and convertible securities) as a % of diluted share capital
		Number of shares held	As a % of grand total (A)+(B)+(C)	No.	As a percentage	As a % of grand total (A)+(B)+(C) of sub-clause (I) (a)	Number of warrants held	As a % total number of warrants of the same class	Number of convertible securities held	As a % total number of convertible securities of the same class	
(I)	(II)	(III)	(IV)	(V)	(VI)=(V)/(III)*100	(VII)	(VIII)	(IX)	(X)	(XI)	(XII)
1	Priti Sureka	4,37,758	1.8016	0	0.00	0.00	0	0	0	0	1.8016
2	Prashant Goenka	40,366	0.1661	0	0.00	0.00	0	0	0	0	0.1661
3	Sushil Kumar Goenka	40,166	0.1653	0	0.00	0.00	0	0	0	0	0.1653
4	Manish Goenka	40,122	0.1651	0	0.00	0.00	0	0	0	0	0.1651
5	Ashish Goenka	40,000	0.1646	0	0.00	0.00	0	0	0	0	0.1646
6	Rohin Raj Sureka	33,333	0.1372	0	0.00	0.00	0	0	0	0	0.1372
7	Vidula Agarwal	26,666	0.1097	0	0.00	0.00	0	0	0	0	0.1097
8	Vidisha Agarwal	26,666	0.1097	0	0.00	0.00	0	0	0	0	0.1097
9	Mohan Goenka	25,716	0.1058	0	0.00	0.00	0	0	0	0	0.1058
10	Aditya Vardhan Agarwal	22,099	0.0909	0	0.00	0.00	0	0	0	0	0.0909
11	Sobhna Agarwal	20,000	0.0823	0	0.00	0.00	0	0	0	0	0.0823
12	Savitri Devi Agarwal	14,269	0.0587	0	0.00	0.00	0	0	0	0	0.0587
13	Harsha Vardhan Agarwal	8,685	0.0357	0	0.00	0.00	0	0	0	0	0.0357
14	Usha Agarwal	3,942	0.0162	0	0.00	0.00	0	0	0	0	0.0162
15	Madan Lal Agarwal	3,333	0.0137	0	0.00	0.00	0	0	0	0	0.0137
16	Santosh Goenka	2,999	0.0123	0	0.00	0.00	0	0	0	0	0.0123
17	Kusum Agarwal	2,266	0.0093	0	0.00	0.00	0	0	0	0	0.0093
18	Laxmi Devi Bajoria	1,666	0.0069	0	0.00	0.00	0	0	0	0	0.0069
19	Abhishek Agarwal	1,333	0.0055	0	0.00	0.00	0	0	0	0	0.0055
20	Rajkumar Goenka	749	0.0031	0	0.00	0.00	0	0	0	0	0.0031
21	Radheshyam Goenka	748	0.0031	0	0.00	0.00	0	0	0	0	0.0031
22	Suresh Kumar Goenka	483	0.0020	0	0.00	0.00	0	0	0	0	0.0020
23	Meena Goenka	400	0.0016	0	0.00	0.00	0	0	0	0	0.0016
24	Jyoti Goenka	333	0.0014	0	0.00	0.00	0	0	0	0	0.0014

regd. office : 'emami tower' 687 anandapur e. m. bypass 2nd floor kolkata 700107 india
 phone: 91 33 6613 6236 fax: 91 33 6613 6249 e-mail: info@emamirealty.com, website: www.emamirealty.com
 CIN: L45400WB2008PLC121426

Signature
 KOLKATA-197



emami* Infrastructure Limited

25	Avishi Sureka	333	0.0014	0	0.00	0.00	0	0	0	0	0.0014
26	Mansi Agarwal	333	0.0014	0	0.00	0.00	0	0	0	0	0.0014
27	Shanti Devi Agarwal	237	0.0010	0	0.00	0.00	0	0	0	0	0.0010
28	Saroj Goenka	166	0.0007	0	0.00	0.00	0	0	0	0	0.0007
29	Indu Goenka	166	0.0007	0	0.00	0.00	0	0	0	0	0.0007
30	Radheshyam Agarwal	166	0.0007	0	0.00	0.00	0	0	0	0	0.0007
31	Shreya Goenka	166	0.0007	0	0.00	0.00	0	0	0	0	0.0007
32	Nimisha Goenka	166	0.0007	0	0.00	0.00	0	0	0	0	0.0007
33	Saswat Goenka	166	0.0007	0	0.00	0.00	0	0	0	0	0.0007
34	Richa Agarwal	166	0.0007	0	0.00	0.00	0	0	0	0	0.0007
35	Rashmi Goenka	166	0.0007	0	0.00	0.00	0	0	0	0	0.0007
36	Sachin Goenka	133	0.0005	0	0.00	0.00	0	0	0	0	0.0005
37	Yogesh Goenka	133	0.0005	0	0.00	0.00	0	0	0	0	0.0005
38	Puja Goenka	111	0.0005	0	0.00	0.00	0	0	0	0	0.0005
39	Vibhash Vardhan Agarwal	104	0.0004	0	0.00	0.00	0	0	0	0	0.0004
40	Jayant Goenka	103	0.0004	0	0.00	0.00	0	0	0	0	0.0004
41	Diwaker Viniyog Private Limited	34,12,491	14.0441	0	0.00	0.00	0	0	0	0	14.0441
42	Suntrack Commerce Private Limited	29,84,237	12.2816	0	0.00	0.00	0	0	0	0	12.2816
43	Bhanu Vyapaar Private Limited	27,78,899	11.4366	0	0.00	0.00	0	0	0	0	11.4366
44	Emami Enclave Makers Pvt Ltd.	14,11,000	5.8070	0	0.00	0.00	0	0	0	0	5.8070
45	Emami High Rise Pvl. Ltd.	13,92,000	5.7288	0	0.00	0.00	0	0	0	0	5.7288
46	Suraj Viniyog Private Limited	12,94,491	5.3275	0	0.00	0.00	0	0	0	0	5.3275
47	TMT Viniyogan Limited	34,970	0.1439	0	0.00	0.00	0	0	0	0	0.1439
48	TMT Viniyogan Limited	333	0.0014	0	0.00	0.00	0	0	0	0	0.0014
49	Emami Paper Mills Ltd.	833	0.0034	0	0.00	0.00	0	0	0	0	0.0034
50	PAN Emami Cosmed Ltd.	388	0.0016	0	0.00	0.00	0	0	0	0	0.0016
51	Emami Frank Ross Limited	333	0.0014	0	0.00	0.00	0	0	0	0	0.0014
52	Emami Capital Markets Limited	286	0.0012	0	0.00	0.00	0	0	0	0	0.0012
53	EPL Securities Ltd.	166	0.0007	0	0.00	0.00	0	0	0	0	0.0007
54	Amitabh Goenka	133	0.0005	0	0.00	0.00	0	0	0	0	0.0005
55	Amitabh Goenka	38	0.0002	0	0.00	0.00	0	0	0	0	0.0002
TOTAL		1,41,07,511	58.0593	0	0.00	0.00	0	0	0	0	58.0593

(*) The term "encumbrance" has the same meaning as assigned to it in regulation 28(3) of the SAST Regulations, 2011





emami Infrastructure Limited


(I)(c)(i) Statement showing holding of securities (including shares, warrants, convertible securities) of persons belonging to the category "Public" and holding more than 1% of the total number of shares								
Sr. No.	Name of the shareholder	Number of shares held	Shares as a percentage of total number of shares (i.e., Grand Total (A)+(B)+(C) indicated in Statement at para (I)(a) above)	Details of warrants		Details of convertible securities		Total shares (including underlying shares assuming full conversion of warrants and convertible securities) as a % of diluted share capital
				Number of warrants held	As a % total number of warrants of the same class	Number of convertible securities held	% w.r.t total number of convertible securities of the same class	
1	East India Securities Ltd.	10,75,000	4.4242	0	0	0	0	4.4242
2	LSI Financial Services (P) Ltd.	10,00,000	4.1155	0	0	0	0	4.1155
3	Neoworth Commercial Pvt. Ltd.	8,00,000	3.2924	0	0	0	0	3.2924
4	Ganpati Industrial Pvt. Ltd.	4,00,000	1.6462	0	0	0	0	1.6462
TOTAL		32,75,000	13.4783	0	0	0	0	13.4783

Rayes



emami Infrastructure Limited

1)(c)(ii) Statement showing holding of securities (including shares, warrants, convertible securities) of persons (together with PAC) belonging to the category "Public" and holding more than 5% of the total number of shares of the company								
Sr. No.	Name(s) of the shareholder(s) and the Persons Acting in Concert (PAC) with them	Number of shares	Shares as a percentage of total number of shares {i.e., Grand Total (A)+(B)+(C) indicated in Statement at para (l)(a) above}	Details of warrants		Details of convertible securities		Total shares (including underlying shares assuming full conversion of warrants and convertible securities) as a % of diluted share capital
				Number of warrants	As a % total number of warrants of the same class	Number of convertible securities held	% w.r.t total number of convertible securities of the same class	
1	NIL	0	0.00	0	0	0	0	0
TOTAL		0	0.00	0	0	0	0	0






emami*

emami Infrastructure Limited

(I)(d) Statement showing details of locked-in shares			
Sr. No.	Name of the shareholder	Number of locked-in shares	Locked-in shares as a percentage of total number of shares {i.e., Grand Total (A)+(B)+(C) indicated in Statement at para (I)(a) above}
1	NIL	0	0.00
TOTAL		0	0.00





emami*

emami Infrastructure Limited

(II)(a) Statement showing details of Depository Receipts (DRs)				
Sr. No.	Type of outstanding DR (ADRs, GDRs, SDRs, etc.)	Number of outstanding DRs	Number of shares underlying outstanding DRs	Shares underlying outstanding DRs as a percentage of total number of shares (i.e., Grand Total (A)+(B)+(C) indicated in Statement at para (I)(a) above)
1	NIL	0	0	0.00
TOTAL		0	0	0.00

Ravi
EMAMI INFRASTRUCTURE LIMITED
Kolkata-107



emami*

emami Infrastructure Limited

(II)(b) Statement showing holding of Depository Receipts (DRs), where underlying shares held by "promoter/promoter group" are in excess of 1% of the total number of shares				
Sr. No.	Name of the DR Holder	Type of outstanding DR (ADRs, GDRs, SDRs, etc.)	Number of shares underlying outstanding DRs	Shares underlying outstanding DRs as a percentage of total number of shares (i.e., Grand Total (A)+(B)+(C) indicated in Statement at para (I)(a) above)
1	NIL	0	0	0.00
TOTAL			0	

Sayed
EMAMI INFRASTRUCTURE LTD.
Kolkata-107